

Features

- 0.39 INCH DIGIT HEIGHT.
- LOW CURRENT OPERATION.
- EXCELLENT CHARACTER APPEARANCE.
- EASY MOUNTING ON P.C. BOARDS OR SOCKETS.
- I.C. COMPATIBLE.
- CATEGORIZED FOR LUMINOUS INTENSITY,
YELLOW AND GREEN CATEGORIZED FOR COLOR.
- MECHANICALLY RUGGED.
- STANDARD : GRAY FACE, WHITE SEGMENT.

SA39-11EWA/GWA/YWA/SRWA

SC39-11EWA/GWA/YWA/SRWA

SA39-12EWA/GWA/YWA/SRWA

SC39-12EWA/GWA/YWA/SRWA

Description

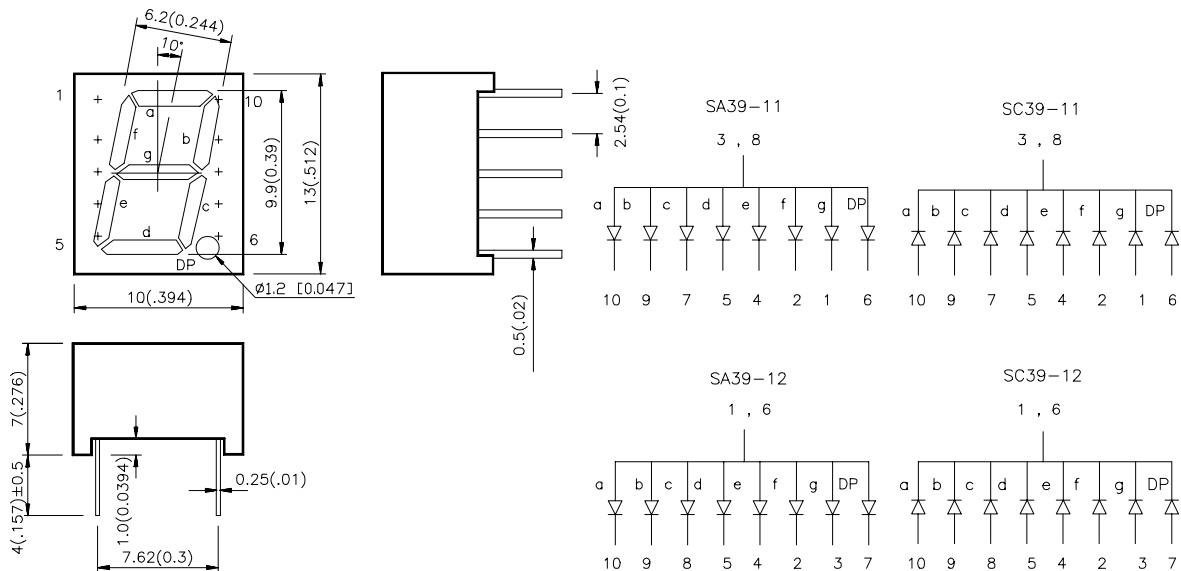
The High Efficiency Red source color devices are made with Gallium Arsenide Phosphide on Gallium Phosphide Orange Light Emitting Diode.

The Green source color devices are made with Gallium Phosphide Green Light Emitting Diode.

The Yellow source color devices are made with Gallium Arsenide Phosphide on Gallium Phosphide Yellow Light Emitting Diode.

The Super Bright Red source color devices are made with Gallium Aluminum Arsenide Red Light Emitting Diode.

Package Dimensions & Internal Circuit Diagram

SA39-11,-12
SC39-11,-12

Notes:

1. All dimensions are in millimeters (inches), Tolerance is $\pm 0.25(0.01)$ unless otherwise noted.
2. Specifications are subject to change without notice.

Selection Guide

| Part No. | Dice | Iv (ucd) @ 10 mA | | Description |
|----------------------------|---------------------------------|---------------------|-------|---------------------------------|
| | | Min. | Typ. | |
| SA39-11EWA SA39-12EWA | HIGH EFFICIENCY RED (GaAsP/GaP) | 1200 | 4100 | Common Anode.Rt. Hand Decimal |
| SC39-11EWA SC39-12EWA | | | | Common Cathode.Rt. Hand Decimal |
| SA39-11GWA SA39-12GWA | GREEN (GaP) | 1900 | 6400 | Common Anode.Rt. Hand Decimal |
| SC39-11GWA SC39-12GWA | | | | Common Cathode.Rt. Hand Decimal |
| SA39-11YWA SA39-12YWA | YELLOW (GaAsP/GaP) | 1200 | 3000 | Common Anode.Rt. Hand Decimal |
| SC39-11YWA SC39-12YWA | | | | Common Cathode.Rt. Hand Decimal |
| SA39-11SRWA SA39-12SRWA | SUPER BRIGHT RED (GaAlAs) | 4700 | 16000 | Common Anode.Rt. Hand Decimal |
| SC39-11SRWA SC39-12SRWA | | | | Common Cathode.Rt. Hand Decimal |

www.DataSheet4U.com

Electrical / Optical Characteristics at T_A=25°C

| Symbol | Parameter | Device | Typ. | Max. | Units | Test Conditions |
|-----------------------|-------------------------|--|---------------------------|--------------------------|-------|-----------------|
| λ_{peak} | Peak Wavelength | High Efficiency Red Green Yellow Super Bright Red | 627 565 590 660 | | nm | IF=20mA |
| λ_D | Dominate Wavelength | High Efficiency Red Green Yellow Super Bright Red | 625 568 588 640 | | nm | IF=20mA |
| $\Delta\lambda_{1/2}$ | Spectral Line Halfwidth | High Efficiency Red Green Yellow Super Bright Red | 45 30 35 20 | | nm | IF=20mA |
| C | Capacitance | High Efficiency Red Green Yellow Super Bright Red | 15 15 20 45 | | pF | VF=0V;f=1MHz |
| V _F | Forward Voltage | High Efficiency Red Green Yellow Super Bright Red | 2.0 2.2 2.1 1.85 | 2.5 2.5 2.5 2.5 | V | IF=20mA |
| I _r | Reverse Current | All | | 10 | uA | VR = 5V |

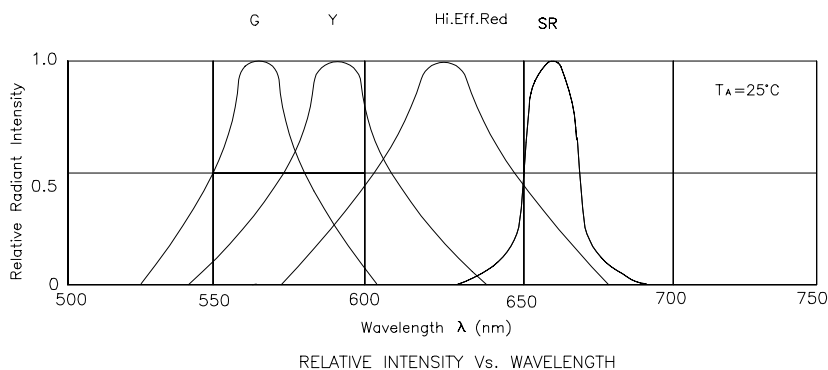
www.DataSheet4U.com

Absolute Maximum Ratings at $T_A=25^\circ\text{C}$

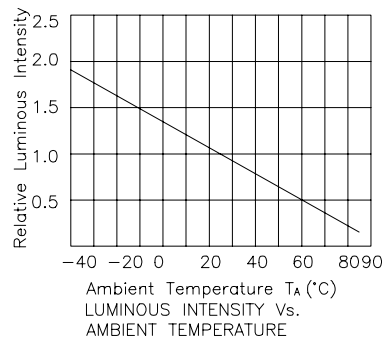
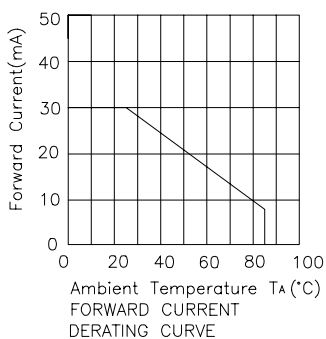
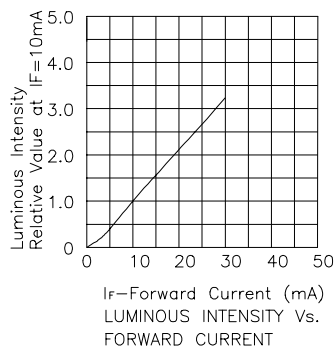
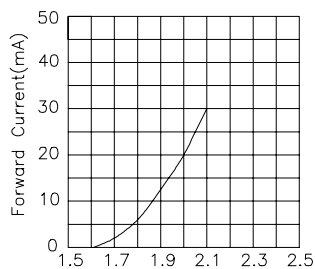
| Parameter | High Efficiency Red | Green | Yellow | Super Bright Red | Units |
|-------------------------------|---------------------|-------|--------|------------------|-------|
| Power dissipation | 105 | 105 | 105 | 100 | mW |
| DC Forward Current | 30 | 25 | 30 | 30 | mA |
| Peak Forward Current [1] | 160 | 140 | 140 | 155 | mA |
| Reverse Voltage | 5 | 5 | 5 | 5 | V |
| Operating/Storage Temperature | -40°C To +85°C | | | | |
| Lead Solder Temperature [2] | 260°C For 5 Seconds | | | | |

Notes:

- 1/10 Duty Cycle, 0.1ms Pulse Width.
- 4mm below package base.

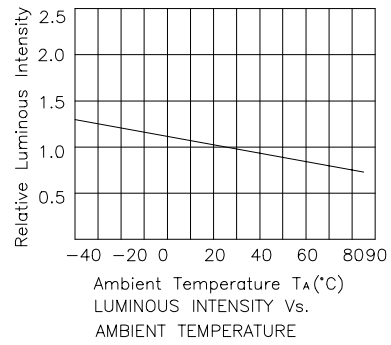
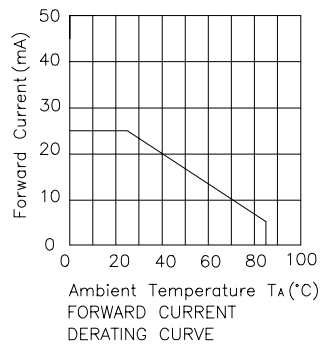
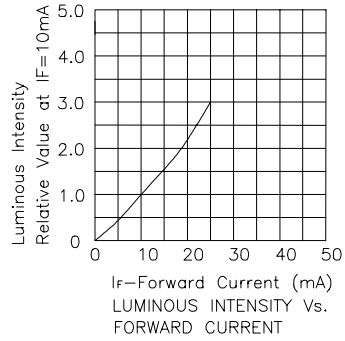
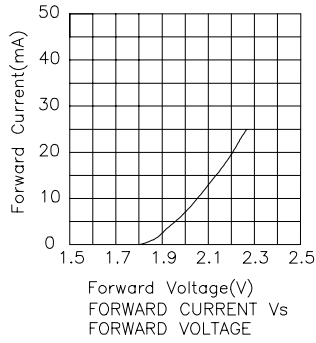


High Efficiency Red



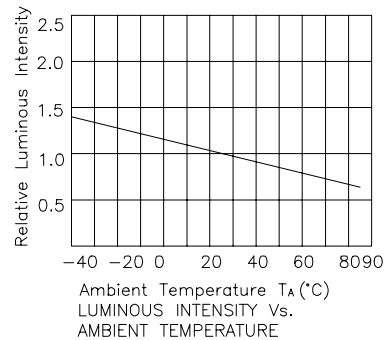
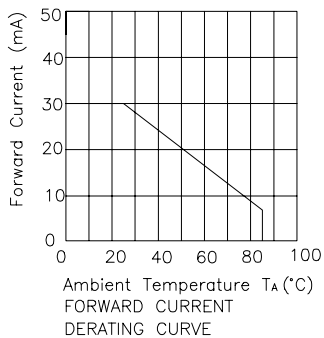
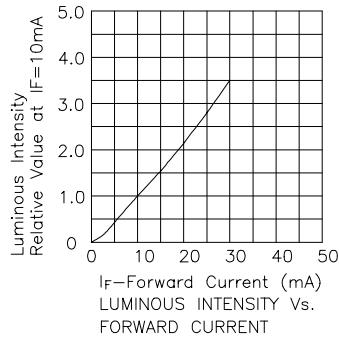
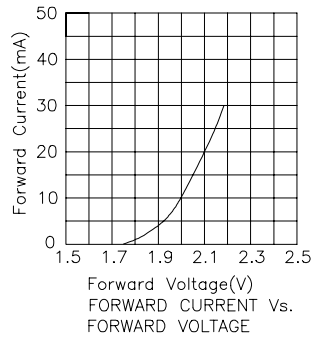
Kingbright

Green



www.DataSheet4U.com

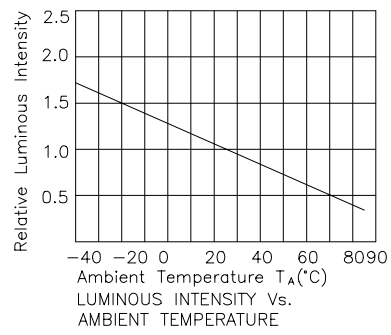
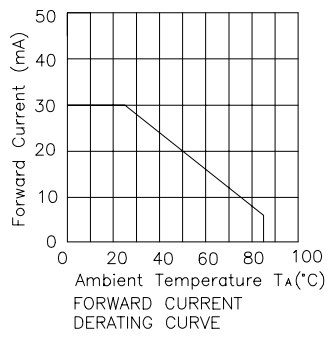
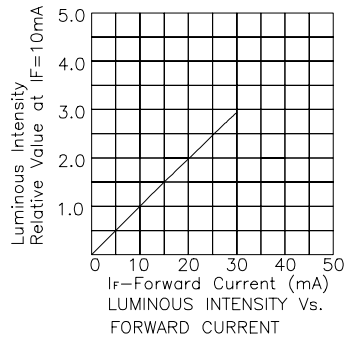
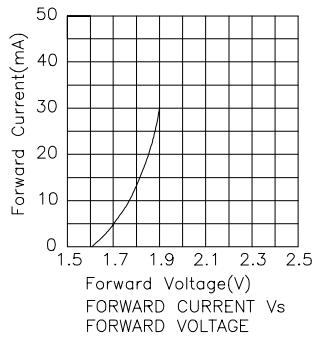
Yellow



www.DataSheet4U.com

Kingbright

Super Bright Red



www.DataSheet4U.com