

Features:

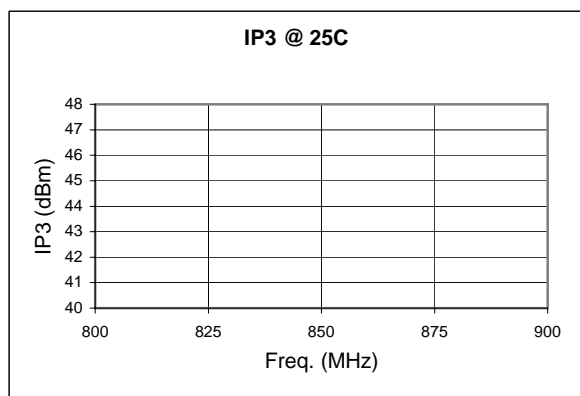
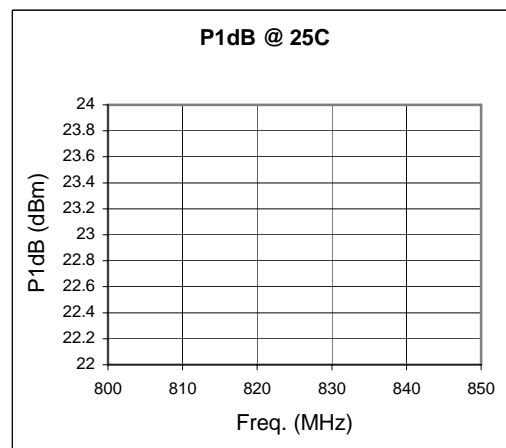


- 1.1 dB NF
- +44 dBm IP3
- 14.5 dB Gain
- +28 dBm P1dB
- Single Positive Bias
- Leadless Surface Mount Package

The MPS-080817P-02 is a low cost high linearity modular amplifier designed to meet the ultra-linear transmitter driver requirements for commercial 2G, 2.5G, 3G, GSM, TDMA, EDGE, UMTS, WCDMA, CDMA2000, and TD-SCDMA applications. Key advantages are low intermodulation performance for multi-carrier and CDMA systems and exceptionally low input/output return loss for ease of integration.

Electrical Specifications @ 25°C, V_{dd} = 7.5 V, Z_o = 50 ohms

SYMBOL	PARAMETERS	Min	Typical	Max	Unit
Freq.	Frequency Range	805		831	MHz
SSG	Small Signal Gain	13.0	14.5		dB
P1 dB	Pout at 1 dB Comp Point		+28.0		dBm
IP3	Third-Order Intercept		44.0		dBm
NF	Noise Figure		1.1	1.5	dB
VSWR	VSWR (Input/Output)		2.0:1		
GOF	Gain Var. over Frequency		± 0.2	± 0.5	dB
GOT	Gain Var. over Temp		-0.015		dB/°C
I _{dd}	DC Current		330	400	mA



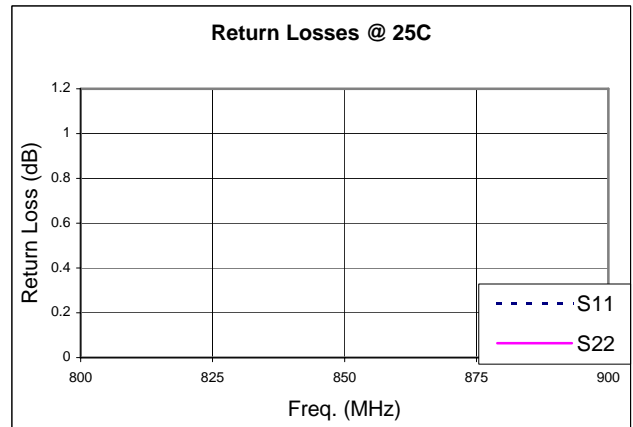
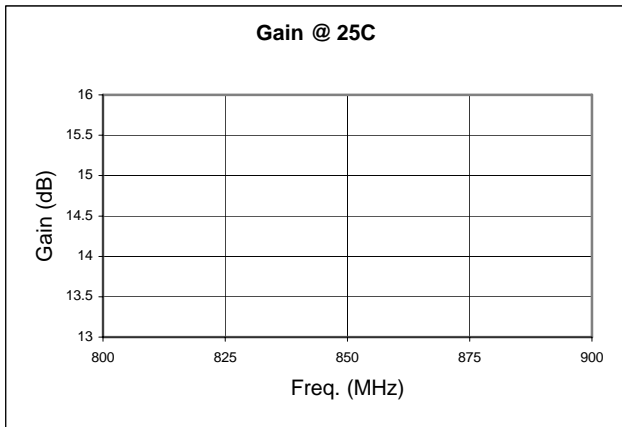
Absolute Maximum Ratings

Maximum Bias Voltage	7.0 V
Maximum Continuous RF Input Power	+25 dBm
Maximum Peak Input Power	+27 dBm
Maximum Case Operating Temperature	+85 °C
Maximum Storage Temperature	- 65 to + 150 °C

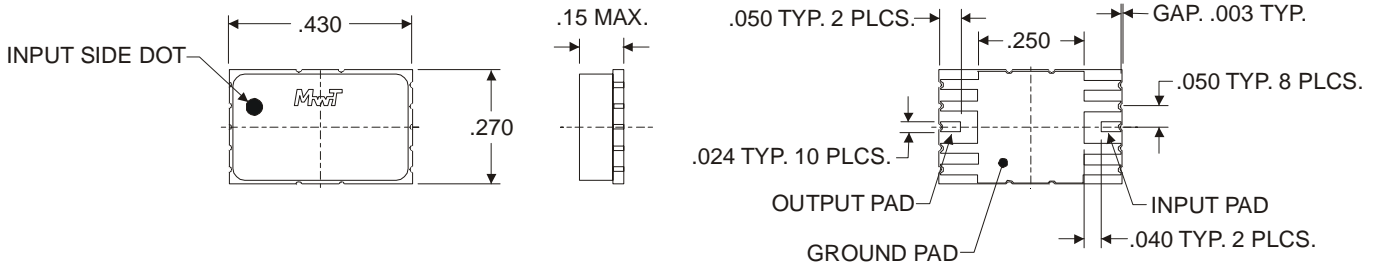
MicroWave Technology, Inc. an IXYS Company, 4268 Solar Way, Fremont, CA 94538

510-651-6700 FAX 510-651-2208 EMAIL info@mwttinc.com

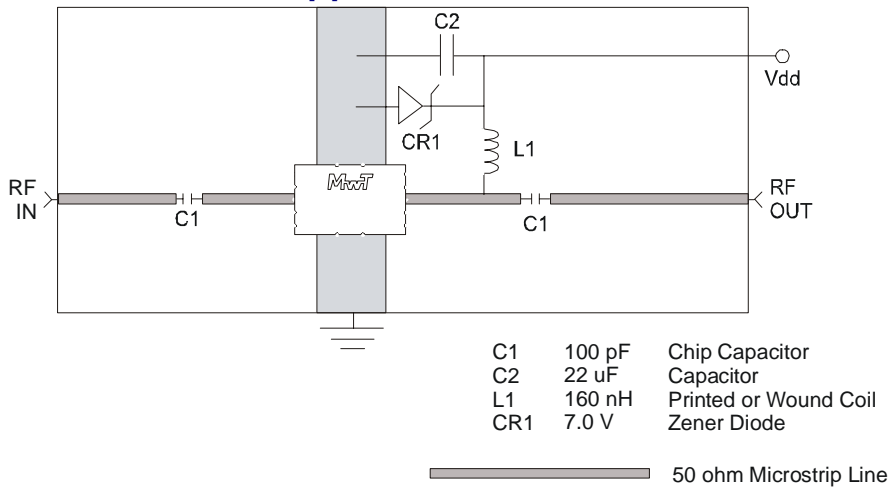
Preliminary data contained herein is subject to change without notice. All rights reserved © February 2005



Outline Diagram



Application Circuit



MicroWave Technology, Inc. an IXYS Company, 4268 Solar Way, Fremont, CA 94538
 510-651-6700 FAX 510-651-2208 EMAIL info@mwtec.com
 Preliminary data contained herein is subject to change without notice. All rights reserved © February 2005