

30W Single Output for Medical Type

**MPS-30** series



■ Features :

- Universal AC input / Full range
- Low leakage current  $\leq 0.3\text{mA}$
- Protections: Short circuit / Overload / Over voltage / Over temperature
- Fixed switching frequency at 100KHz
- Low cost
- High reliability
- 3 years warranty

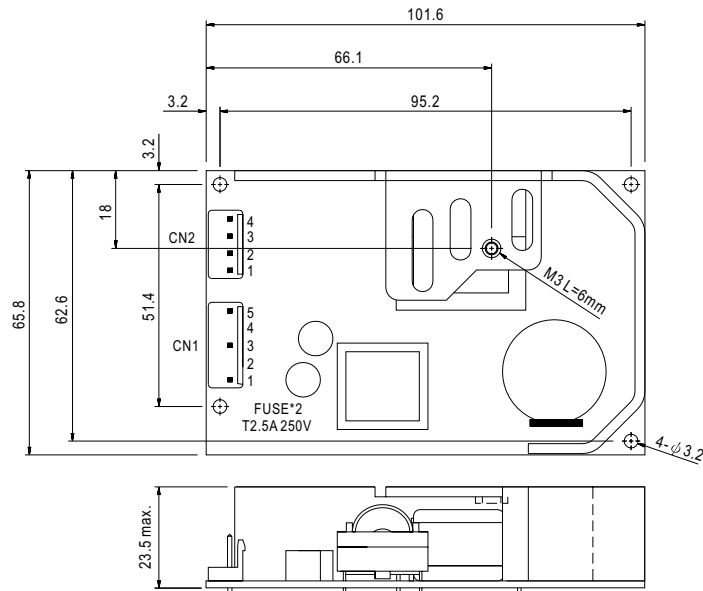


**SPECIFICATION**

MODEL	MPS-30-5	MPS-30-12	MPS-30-15	MPS-30-24	MPS-30-27	MPS-30-48	
OUTPUT	DC VOLTAGE	5V	12V	15V	24V	27V	48V
	RATED CURRENT	5A	2.5A	2A	1.2A	1.1A	0.6A
	CURRENT RANGE	0 ~ 5A	0 ~ 2.5A	0 ~ 2A	0 ~ 1.2A	0 ~ 1.1A	0 ~ 0.6A
	RATED POWER	25W	30W	30W	28.8W	29.7W	28.8W
	RIPPLE & NOISE (max.) Note.2	80mVp-p	120mVp-p	150mVp-p	240mVp-p	240mVp-p	240mVp-p
	VOLTAGE TOLERANCE Note.3	$\pm 3.0\%$	$\pm 3.0\%$	$\pm 3.0\%$	$\pm 3.0\%$	$\pm 3.0\%$	$\pm 2.0\%$
	LINE REGULATION	$\pm 1.0\%$	$\pm 1.0\%$	$\pm 0.5\%$	$\pm 0.5\%$	$\pm 0.5\%$	$\pm 0.5\%$
	LOAD REGULATION	$\pm 2.0\%$	$\pm 1.0\%$	$\pm 1.0\%$	$\pm 1.0\%$	$\pm 1.0\%$	$\pm 1.0\%$
SETUP, RISE TIME	500ms, 30ms/230VAC    500ms, 30ms/115VAC at full load						
HOLD UP TIME (Typ.)	70ms/230VAC    12ms/115VAC at full load						
INPUT	VOLTAGE RANGE	88 ~ 264VAC auto switch    120 ~ 370VDC					
	FREQUENCY RANGE	47 ~ 63Hz					
	EFFICIENCY (Typ.)	72%	75%	76%	77%	78%	78%
	AC CURRENT (Typ.)	0.8A/115VAC    0.5A/230VAC					
	INRUSH CURRENT (Typ.)	COLD START 30A/230VAC					
LEAKAGE CURRENT	<0.3mA / 264VAC						
PROTECTION	OVERLOAD	Above 105% rated output power Protection type : Hiccup mode, recovers automatically after fault condition is removed					
	OVER VOLTAGE	5.5 ~ 6.75V	13.2 ~ 16.2V	16.5 ~ 20.25V	26.4 ~ 32.4V	29.7 ~ 36.45V	52.8 ~ 64.8V
	OVER TEMPERATURE	Tj 135°C typically (U1) Detect on main control IC Protection type : Shut down o/p voltage, recovers automatically after temperature goes down					
ENVIRONMENT	WORKING TEMP.	-10 ~ +60°C (Refer to output load derating curve)					
	WORKING HUMIDITY	20 ~ 90% RH non-condensing					
	STORAGE TEMP., HUMIDITY	-20 ~ +85°C, 10 ~ 95% RH					
	TEMP. COEFFICIENT	$\pm 0.03\%/^{\circ}\text{C}$ (0 ~ 50°C)					
SAFETY & EMC (Note 4)	VIBRATION	10 ~ 500Hz, 2G 10min./1cycle, Period for 60min.each along X, Y, Z axes					
	SAFETY STANDARDS	UL2601-1, TUV EN60601-1, IEC601-1 Approved					
	WITHSTAND VOLTAGE	I/P-O/P:4KVAC    I/P-FG:1.5KVAC    O/P-FG:SHORT					
	ISOLATION RESISTANCE	I/P-O/P, I/P-FG:100M Ohms/500VDC					
	EMI CONDUCTION & RADIATION	Compliance to EN55011 (CISPR11) Class B					
	HARMONIC CURRENT	Compliance to EN61000-3-2,-3					
OTHERS	EMS IMMUNITY	Compliance to EN61000-4-2,3,4,5,6,8,11; ENV50204, EN55024, EN60601-1-2 Medical level, criteria A					
	MTBF	547Khrs min.    MIL-HDBK-217F (25°C)					
	DIMENSION	101.6*65.8*23.5mm (L*W*H)					
NOTE	PACKING	0.16Kg; 90pcs/15.8Kg/1.02CUFT					
		1. All parameters NOT specially mentioned are measured at 230VAC input, rated load and 25°C of ambient temperature. 2. Ripple & noise are measured at 20MHz of bandwidth by using a 12" twisted pair-wire terminated with a 0.1uf & 47uf parallel capacitor. 3. Tolerance : includes set up tolerance, line regulation and load regulation. 4. The power supply is considered a component which will be installed into a final equipment. The final equipment must be re-confirmed that it still meets EMC directives.					

**Mechanical Specification**

Unit:mm



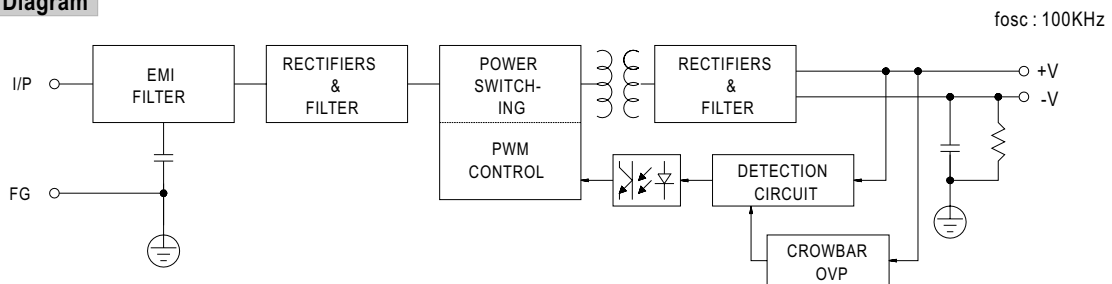
AC Input Connector (CN1) : Molex 41791-5 or equivalent

Pin No.	Assignment	Mating Housing	Terminal
1	FG $\perp$	Molex 2139 or equivalent	Molex 2478 or equivalent
2,4	No Pin		
3	AC/N		
5	AC/L		

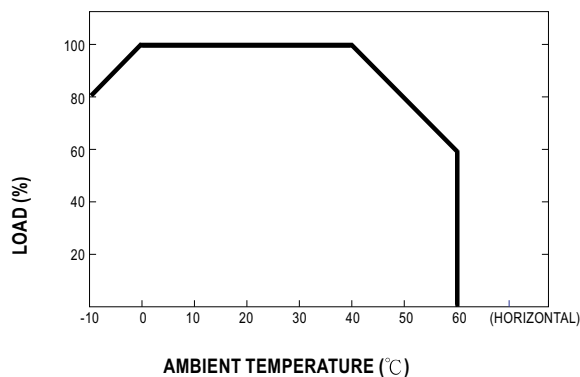
DC Output Connector (CN2) : Molex 41791-4 or equivalent

Pin No.	Assignment	Mating Housing	Terminal
1,2	-V	Molex 2139 or equivalent	Molex 2478 or equivalent
3,4	+V		

**Block Diagram**



**Derating Curve**



**Static Characteristics**

