

# ZXMP4A16G

---

## 40V P-CHANNEL ENHANCEMENT MODE MOSFET

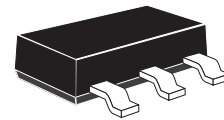
---

### SUMMARY

$V_{(BR)DSS} = -40V$ ;  $R_{DS(on)} = 0.060\Omega$ ;  $I_D = -6.4A$

### DESCRIPTION

This new generation of Trench MOSFETs from Zetex utilizes a unique structure that combines the benefits of low on-resistance with fast switching speed. This makes them ideal for high efficiency, low voltage, power management applications.



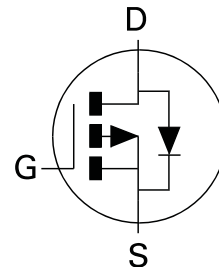
SOT223

### FEATURES

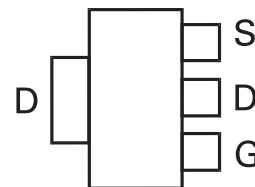
- Low on-resistance
- Fast switching speed
- Low threshold
- Low gate drive
- SOT223 package

### APPLICATIONS

- DC-DC Converters
- Disconnect switches
- Audio output stages
- Motor Control



### PINOUT



Top View

### ORDERING INFORMATION

DEVICE	REEL SIZE	TAPE WIDTH	QUANTITY PER REEL
ZXMP4A16GTA	7"	12mm	1000 units
ZXMP4A16GTC	13"	12mm	4000 units

### DEVICE MARKING

ZXMP  
4A16

# ZXMP4A16G

## ABSOLUTE MAXIMUM RATING

PARAMETER	SYMBOL	LIMIT	UNIT
Drain-Source Voltage	$V_{DSS}$	-40	V
Gate-Source Voltage	$V_{GS}$	$\pm 20$	V
Continuous Drain Current ( $V_{GS} = -10V$ ; $T_A = 25^\circ C$ ) <sup>(b)</sup> ( $V_{GS} = -10V$ ; $T_A = 70^\circ C$ ) <sup>(b)</sup> ( $V_{GS} = -10V$ ; $T_A = 25^\circ C$ ) <sup>(a)</sup>	$I_D$	-6.4 -5.1 -4.6	A
Pulsed Drain Current <sup>(c)</sup>	$I_{DM}$	-21	A
Continuous Source Current (Body Diode) <sup>(b)</sup>	$I_S$	-5.2	A
Pulsed Source Current (Body Diode) <sup>(c)</sup>	$I_{SM}$	-21	A
Power Dissipation at $T_A = 25^\circ C$ <sup>(a)</sup> Linear Derating Factor	$P_D$	2.0 16	W mW/ $^\circ C$
Power Dissipation at $T_A = 25^\circ C$ <sup>(b)</sup> Linear Derating Factor	$P_D$	3.9 31	W mW/ $^\circ C$
Operating and Storage Temperature Range	$T_j; T_{stg}$	-55 to +150	$^\circ C$

## THERMAL RESISTANCE

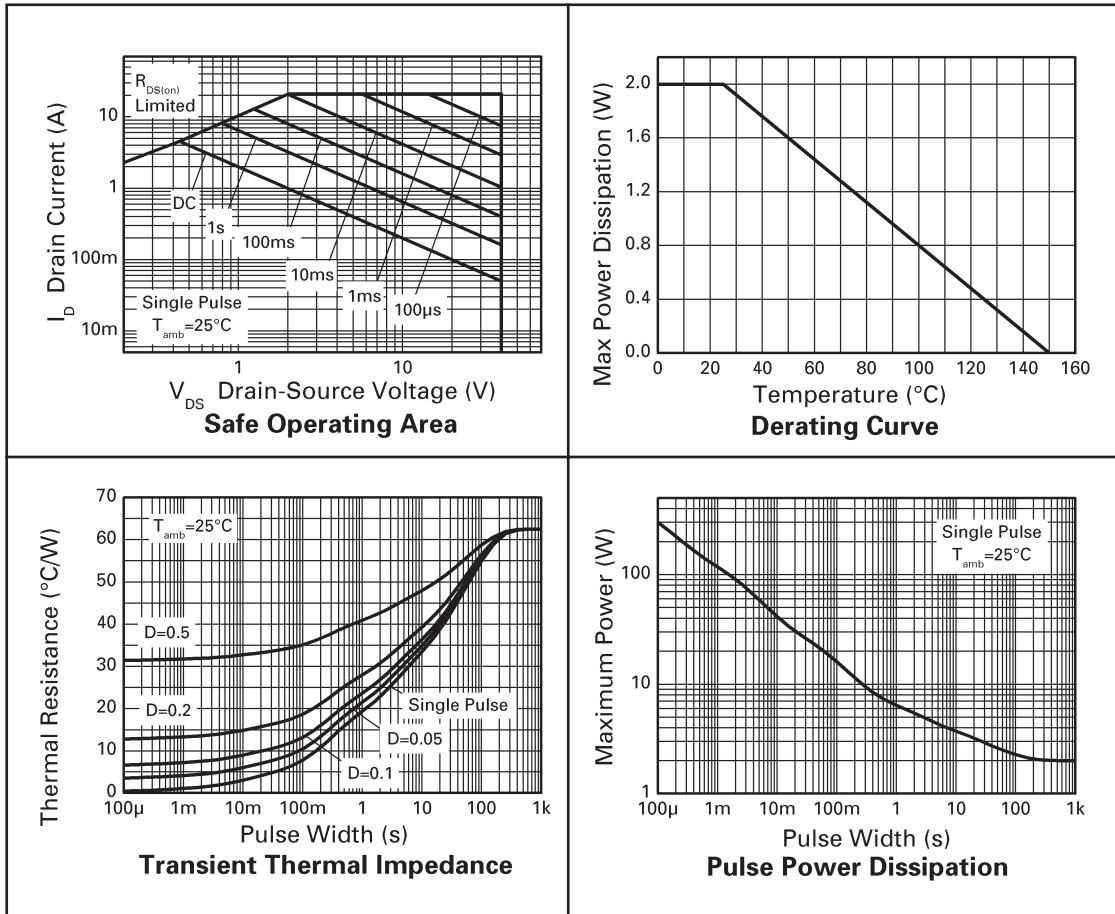
PARAMETER	SYMBOL	VALUE	UNIT
Junction to Ambient <sup>(a)</sup>	$R_{\theta JA}$	62.5	$^\circ C/W$
Junction to Ambient <sup>(b)</sup>	$R_{\theta JA}$	32.2	$^\circ C/W$

### NOTES

- (a) For a device surface mounted on 25mm x 25mm FR4 PCB with high coverage of single sided 1oz copper, in still air conditions
- (b) For a device surface mounted on FR4 PCB measured at  $t \leq 10$  secs.
- (c) Repetitive rating 25mm x 25mm FR4 PCB,  $D=0.05$  pulse width limited by maximum junction temperature.

# ZXMP4A16G

## CHARACTERISTICS



# ZXMP4A16G

## ELECTRICAL CHARACTERISTICS (at $T_{amb} = 25^{\circ}\text{C}$ unless otherwise stated).

PARAMETER	SYMBOL	MIN.	TYP.	MAX.	UNIT	CONDITIONS
<b>STATIC</b>						
Drain-Source Breakdown Voltage	$V_{(BR)DSS}$	-40			V	$I_D = -250\mu\text{A}$ , $V_{GS} = 0\text{V}$
Zero Gate Voltage Drain Current	$I_{DSS}$			-1	$\mu\text{A}$	$V_{DS} = -40\text{V}$ , $V_{GS} = 0\text{V}$
Gate-Body Leakage	$I_{GSS}$			100	nA	$V_{GS} = \pm 20\text{V}$ , $V_{DS} = 0\text{V}$
Gate-Source Threshold Voltage	$V_{GS(th)}$	-1.0			V	$I_D = -250\mu\text{A}$ , $V_{DS} = V_{GS}$
Static Drain-Source On-State Resistance <sup>(1)</sup>	$R_{DS(on)}$			0.060 0.100	$\Omega$ $\Omega$	$V_{GS} = -10\text{V}$ , $I_D = -3.8\text{A}$ $V_{GS} = -4.5\text{V}$ , $I_D = -2.9\text{A}$
Forward Transconductance <sup>(1)(3)</sup>	$g_{fs}$		8.85		S	$V_{DS} = -15\text{V}$ , $I_D = -3.8\text{A}$
<b>DYNAMIC <sup>(3)</sup></b>						
Input Capacitance	$C_{iss}$		1007		pF	$V_{DS} = -20\text{V}$ , $V_{GS} = 0\text{V}$ , $f = 1\text{MHz}$
Output Capacitance	$C_{oss}$		130		pF	
Reverse Transfer Capacitance	$C_{rss}$		85		pF	
<b>SWITCHING <sup>(2)(3)</sup></b>						
Turn-On Delay Time	$t_{d(on)}$		2.33		ns	$V_{DD} = -20\text{V}$ , $I_D = -1\text{A}$ $R_G \approx 6.0\Omega$ , $V_{GS} = -10\text{V}$
Rise Time	$t_r$		8.84		ns	
Turn-Off Delay Time	$t_{d(off)}$		29.18		ns	
Fall Time	$t_f$		12.54		ns	
Gate Charge	$Q_g$		13.6		nC	$V_{DS} = -20\text{V}$ , $V_{GS} = -5\text{V}$ , $I_D = -3.8\text{A}$
Total Gate Charge	$Q_g$		26.1		nC	$V_{DS} = -20\text{V}$ , $V_{GS} = -10\text{V}$ , $I_D = -3.8\text{A}$
Gate-Source Charge	$Q_{gs}$		2.8		nC	
Gate-Drain Charge	$Q_{gd}$		4.8		nC	
<b>SOURCE-DRAIN DIODE</b>						
Diode Forward Voltage <sup>(1)</sup>	$V_{SD}$		-0.85	-1.2	V	$T_J = 25^{\circ}\text{C}$ , $I_S = -3.4\text{A}$ , $V_{GS} = 0\text{V}$
Reverse Recovery Time <sup>(3)</sup>	$t_{rr}$		27.2		ns	$T_J = 25^{\circ}\text{C}$ , $I_F = -3\text{A}$ , $di/dt = 100\text{A}/\mu\text{s}$
Reverse Recovery Charge <sup>(3)</sup>	$Q_{rr}$		25.4		nC	

### NOTES

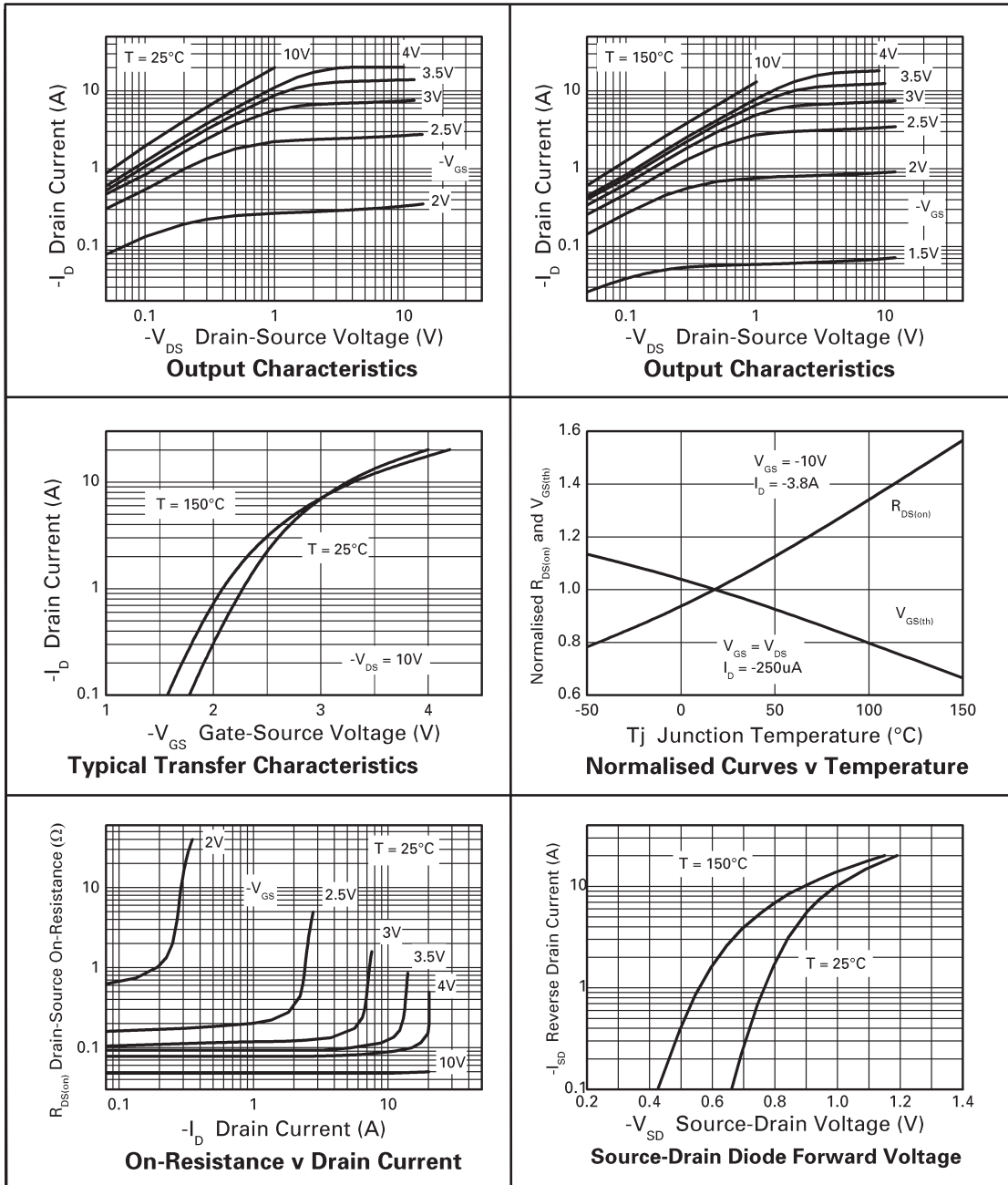
(1) Measured under pulsed conditions. Width  $\leq 300\mu\text{s}$ . Duty cycle  $\leq 2\%$ .

(2) Switching characteristics are independent of operating junction temperature.

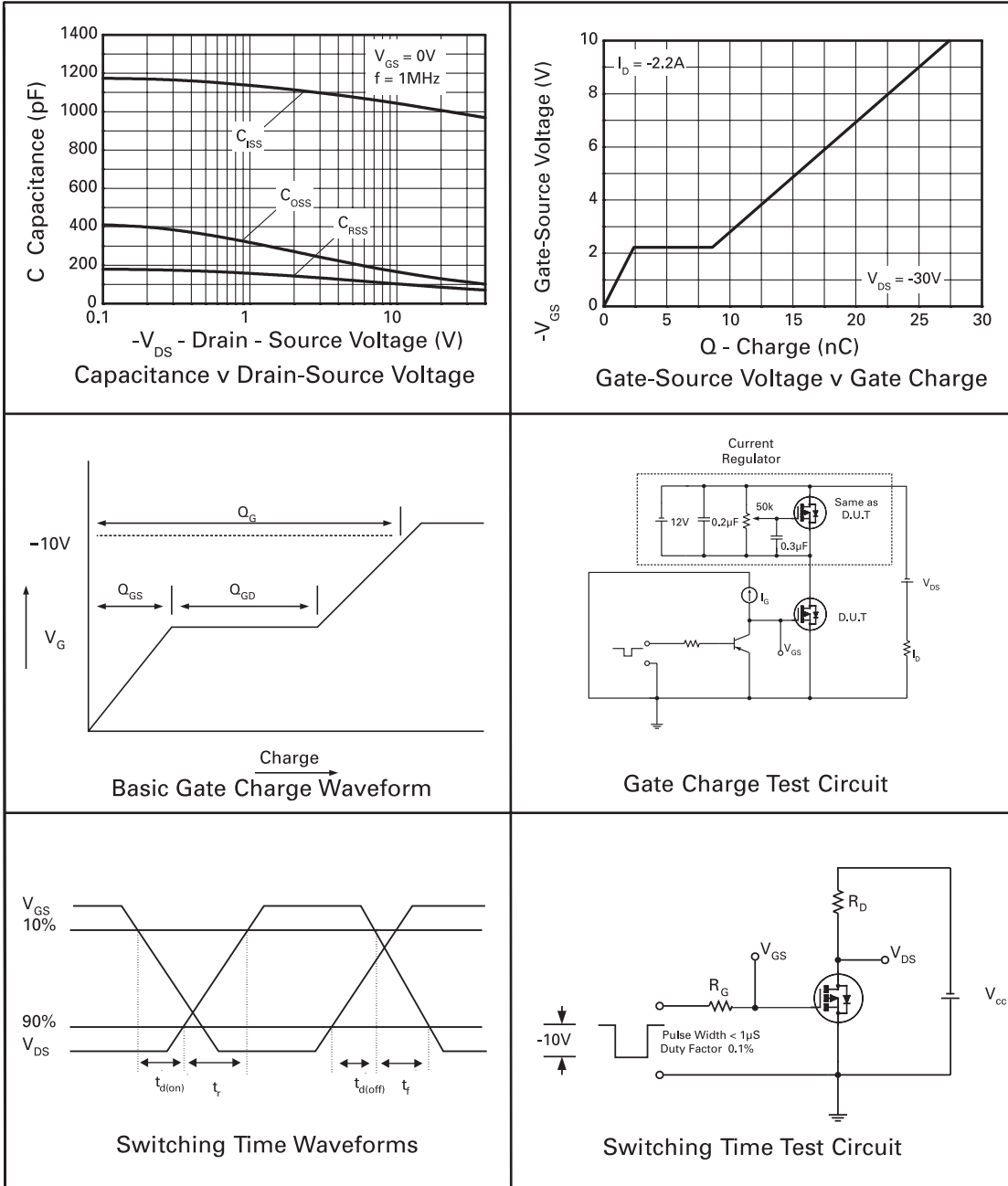
(3) For design aid only, not subject to production testing.

# ZXMP4A16G

## TYPICAL CHARACTERISTICS

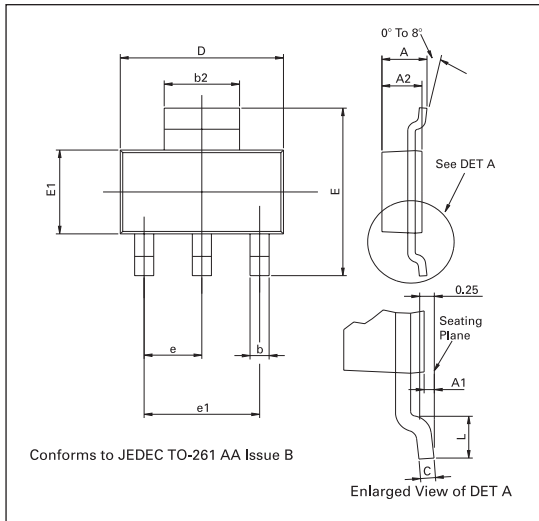


# ZXMP4A16G

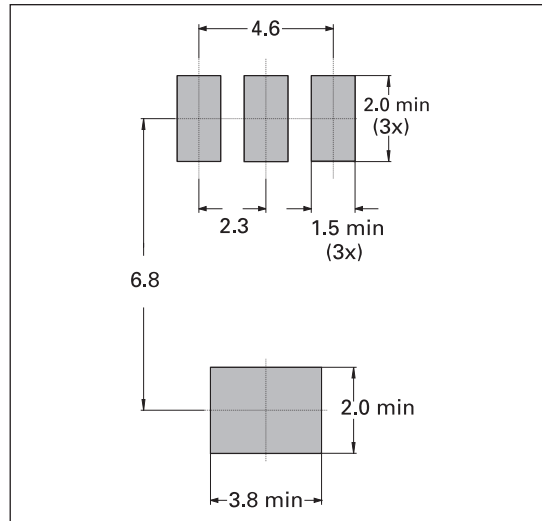


# ZXMP4A16G

## PACKAGE OUTLINE



## PAD LAYOUT DETAILS



## PACKAGE DIMENSIONS

DIM	Millimetres		Inches		DIM	Millimetres		Inches	
	Min	Max	Min	Max		Min	Max	Min	Max
A	-	1.80	-	0.071	e	2.30 BSC		0.0905 BSC	
A1	0.02	0.10	0.0008	0.004	e1	4.60 BSC		0.181 BSC	
b	0.66	0.84	0.026	0.033	E	6.70	7.30	0.264	0.287
b2	2.90	3.10	0.114	0.122	E1	3.30	3.70	0.130	0.146
C	0.23	0.33	0.009	0.013	L	0.90	-	0.0355	-
D	6.30	6.70	0.248	0.264					

© Zetex plc 2003

### Europe

Zetex plc  
Fields New Road  
Chadderton  
Oldham, OL9 8NP  
United Kingdom  
Telephone (44) 161 622 4444  
Fax: (44) 161 622 4446  
hq@zetex.com

Zetex GmbH  
Streitfeldstraße 19  
D-81673 München  
Germany  
Telefon: (49) 89 45 49 49 0  
Fax: (49) 89 45 49 49 49  
europe.sales@zetex.com

### Americas

Zetex Inc  
700 Veterans Memorial Hwy  
Hauppauge, NY 11788  
USA  
Telephone: (1) 631 360 2222  
Fax: (1) 631 360 8222  
usa.sales@zetex.com

### Asia Pacific

Zetex (Asia) Ltd  
3701-04 Metroplaza Tower 1  
Hing Fong Road  
Kwai Fong  
Hong Kong  
Telephone: (852) 26100 611  
Fax: (852) 24250 494  
asia.sales@zetex.com

These offices are supported by agents and distributors in major countries world-wide.

This publication is issued to provide outline information only which (unless agreed by the Company in writing) may not be used, applied or reproduced for any purpose or form part of any order or contract or be regarded as a representation relating to the products or services concerned. The Company reserves the right to alter without notice the specification, design, price or conditions of supply of any product or service.

For the latest product information, log on to [www.zetex.com](http://www.zetex.com)

ISSUE 4 - JULY 2003