

**For an Operation in Magnetic Fields over 1Tesla
64 mm (2.5 Inch) Head-On, Fast Time Response, High Pulse Linearity
19-stage Fine Mesh Dynodes, Bialkali Photocathode**

GENERAL

Parameter		Description/Value	Unit
Spectral Response		300 to 650	nm
Wavelength of Maximum Response		420 ± 50	nm
Photocathode	Material	Bialkali	—
	Minimum Effective Area	51	mm dia.
Window	Material	Borosilicate glass	—
	Shape	Plano-plano	—
Dynode	Secondary Emitting Surface	Bialkali	—
	Structure	Fine mesh	—
	Number of Stages	19	—

MAXIMUM RATINGS (Absolute Maximum Values)

Parameter		Value	Unit
Supply Voltage	Between Anode and Cathode	2300	Vdc
	Between Anode and Last Dynode	200	Vdc
Average Anode Current		0.1	mA

CHARACTERISTICS (at 25°C)

Parameter		Min.	Typ.	Max.	Unit
Cathode Sensitivity	Luminous (2856K)	—	70	—	μA/lm
	Blue (CS-5-58 filter)	—	9.0	—	μA/lm-b
	Quantum Efficiency at 390nm	—	22	—	%
Anode Sensitivity	Luminous (2856K)	—	700	—	A/lm
Gain	At 0 tesla	—	1.0 × 10 ⁷	—	—
	At 1 tesla	—	2.0 × 10 ⁵	—	—
Anode Dark Current (after 30min. storage in darkness)		—	50	300	nA
Time Response	Anode Pulse Rise Time	—	2.7	—	ns
	Transit Time	—	11	—	ns
	Transit Time Spread (FWHM)	—	0.47	—	ns
Pulse Linearity (at 2% Deviation)		—	700	—	mA

NOTE: Anode characteristics are measured with the voltage distribution ratio shown below.

VOLTAGE DISTRIBUTION RATIO AND SUPPLY VOLTAGE

Electrodes	K	Dy1	Dy2	Dy3	Dy4	Dy5	Dy6	Dy19	P
Ratio	2	1	1	1	1	1	1	1	1

Supply Voltage: 2000Vdc, K: Cathode, Dy: Dynode, P: Anode

*** PC board breeder assembly type is also available.**

Subject to local technical requirements and regulations, availability of products included in this promotional material may vary. Please consult with our sales office. Information furnished by HAMAMATSU is believed to be reliable. However, no responsibility is assumed for possible inaccuracies or omissions. Specifications are subject to change without notice. No patent rights are granted to any of the circuits described herein. © 1999 Hamamatsu Photonics K.K.

PHOTOMULTIPLIER TUBE R6504

Figure 1: Typical Spectral Response

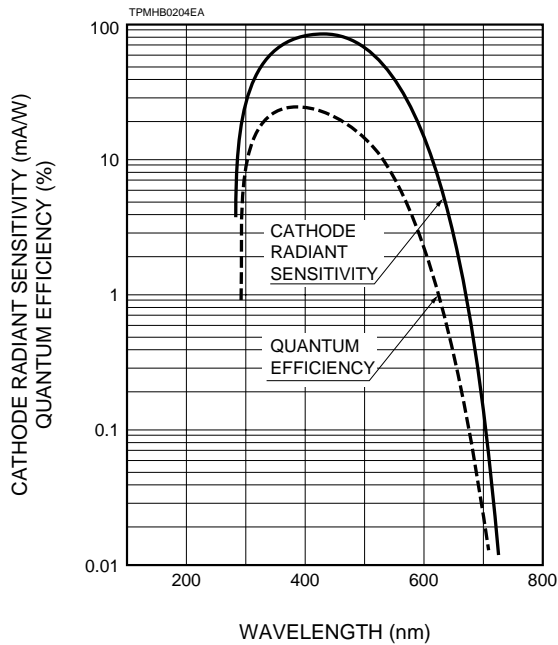


Figure 2: Typical Gain in Magnetic Fields (Parallel to Tube Axis)

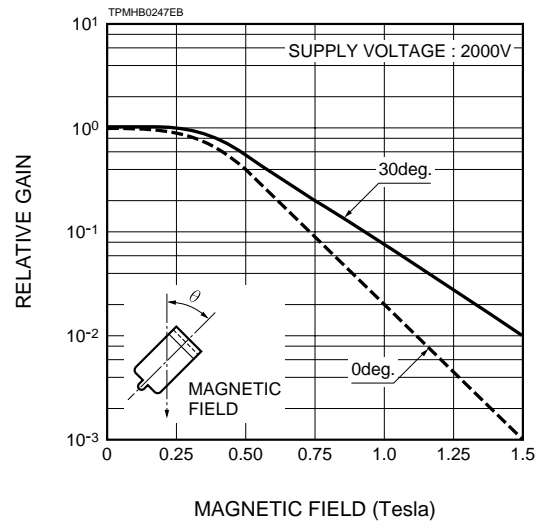
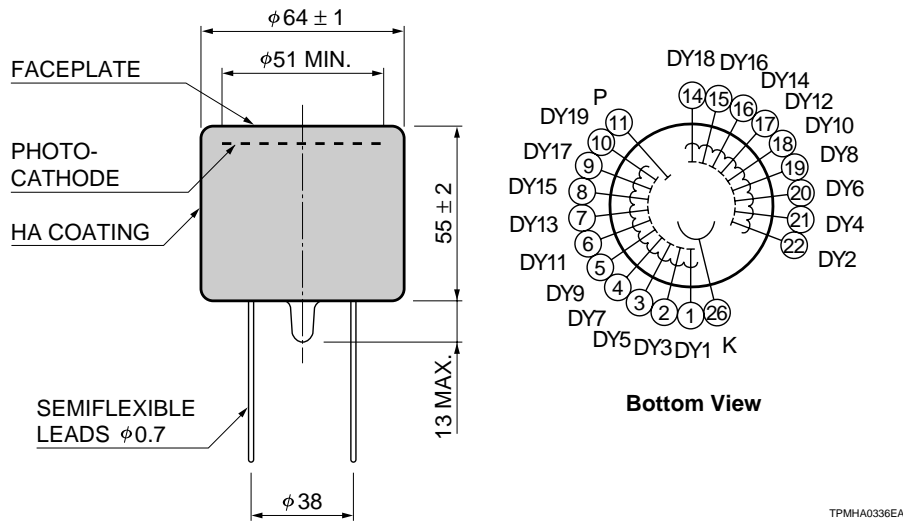


Figure 3: Dimensional Outline and Basing Diagram (Unit: mm)



HAMAMATSU

HAMAMATSU PHOTONICS K.K., Electron Tube Center

314-5, Shimokanzo, Toyooka-village, Iwata-gun, Shizuoka-ken, 438-0193, Japan, Telephone: (81)539/62-5248, Fax: (81)539/62-2205

U.S.A.: Hamamatsu Corporation, 360 Foothill Road, P. O. Box 6910, Bridgewater, N.J. 08807-0910, U.S.A., Telephone: (1)908-231-0960, Fax: (1)908-231-1218

Germany: Hamamatsu Photonics Deutschland GmbH, Arzbergerstr. 10, D-82211 Herrsching am Ammersee, Germany, Telephone: (49)8152-375-0, Fax: (49)8152-2658

France: Hamamatsu Photonics France S.A.R.L.: 8, Rue du Saule Trapu, Parc du Moulin de Massy, 91882 Massy Cedex, France, Telephone: (33)1 69 53 71 00, Fax: (33)1 69 53 71 10

United Kingdom: Hamamatsu Photonics UK Limited, Lough Point, 2 Gladbeck Way, Windmill Hill, Enfield, Middlesex EN2 7JA, United Kingdom, Telephone: (44)181-367-3560, Fax: (44)181-367-6384

North Europe: Hamamatsu Photonics Norden AB, Smidesvägen 12, SE-171-41 SOLNA, Sweden, Telephone: (46)8-509-031-00, Fax: (46)8-509-031-01

Italy: Hamamatsu Photonics Italia: S.R.L.: Strada della Moia, 1/E, 20020 Arese, (Milano), Italy, Telephone: (39)02-935 81 733, Fax: (39)02-935 81 741

TPMH1262E01
MAR. 1999