


# SMD Switching Diode



SMD Diodes Specialist

## CDSF355B-HF (RoHS Device)

High Speed

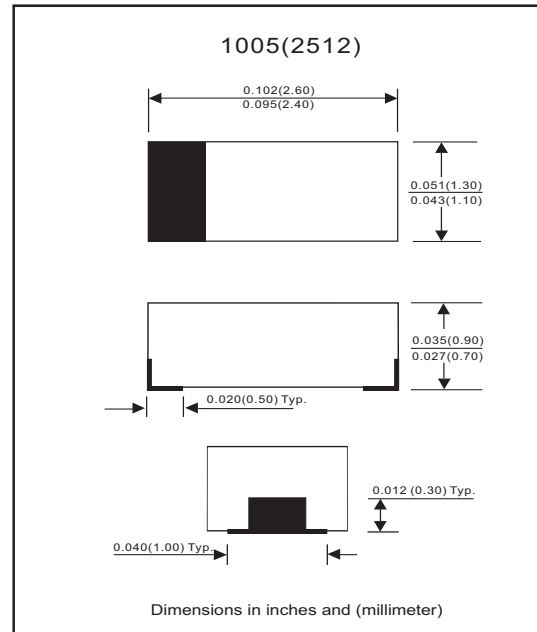


### Features

- Halogen free.
- Designed for mounting on small surface.
- Extremely thin/leadless package.
- Low leakage current.
- High mounting capability, strong surge withstand, high reliability.

### Mechanical data

- Case: 1005 (2512) standard package, molded plastic.
- Terminals: Gold plated, solderable per MIL-STD-750, method 2026.
- Marking Code: Cathode band & S4
- Mounting position: Any.
- Weight: 0.006 gram (approx.).



### Maximum Rating ( at TA = 25 °C unless otherwise noted )

Parameter	Conditions	Symbol	Min	Typ	Max	Unit
Repetitive peak reverse voltage		VRRM			90	V
Reverse voltage		VR			80	V
Average forward current		Io			100	mA
Forward current , surge peak	8.3 ms single half sine-wave superimposed on rate load ( JEDEC method )	IFSM		1000		mA
Repetitive peak forward current		IFRM			225	mA
Power Dissipation		PD			300	mW
Storage temperature		TSTG	-55		+125	°C
Junction temperature		Tj			+125	°C

### Electrical Characteristics ( at TA = 25 °C unless otherwise noted )

Parameter	Conditions	Symbol	Min	Typ	Max	Unit
Forward voltage	IF = 100 mA DC	VF			1.0	V
Reverse current	VR = 80 V	IR			0.1	uA
Capacitance between terminals	f = 1MHz, and 0.5VDC reverse voltage	CT			3	pF
Reverse recovery time	VR = 6V, IF = 10 mA, RL =50 ohms	Trr			4	nS

## RATING AND CHARACTERISTIC CURVES (CDSF355B-HF)

Fig. 1 - Forward characteristics

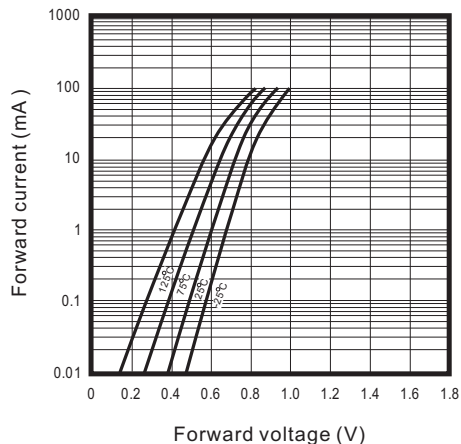


Fig. 2 - Reverse characteristics

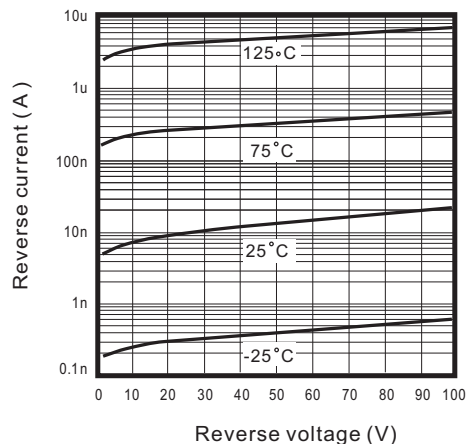


Fig. 3 - Capacitance between terminals characteristics

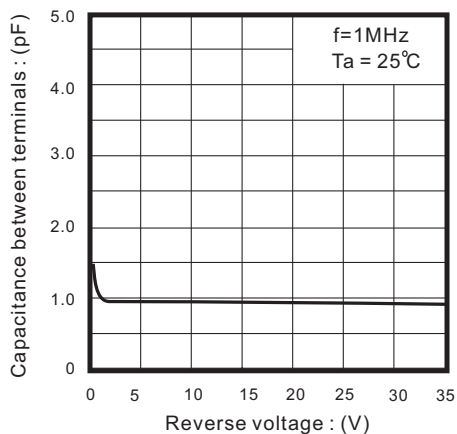
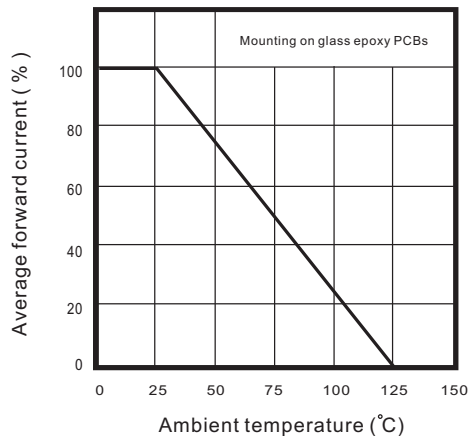
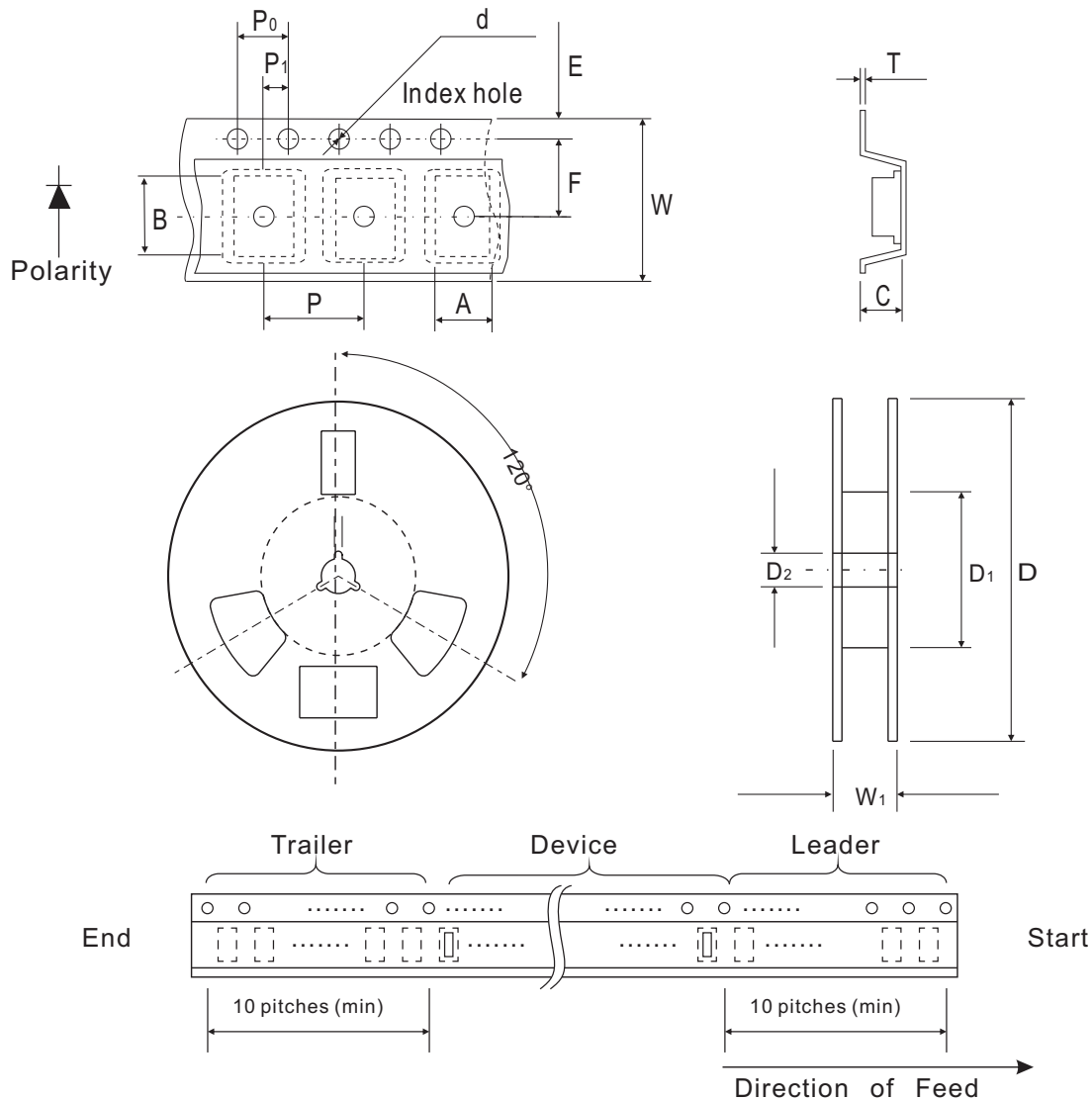


Fig. 4 - Current derating curve



## Reel Taping Specification



F/1005	SYMBOL	A	B	C	d	D	D <sub>1</sub>	D <sub>2</sub>
	(mm)	1.55 ± 0.10	2.65 ± 0.10	1.05 ± 0.10	1.55 ± 0.05	178 ± 1	60.0 MIN.	13.0 ± 0.20
	(inch)	0.061 ± 0.004	0.104 ± 0.004	0.041 ± 0.004	0.061 ± 0.002	7.008 ± 0.04	2.362 MIN.	0.512 ± 0.008

F/1005	SYMBOL	E	F	P	P <sub>0</sub>	P <sub>1</sub>	T	W	W <sub>1</sub>
	(mm)	1.75 ± 0.10	3.50 ± 0.05	4.00 ± 0.10	4.00 ± 0.10	2.00 ± 0.05	0.23 ± 0.05	8.00 ± 0.20	13.5 MAX.
	(inch)	0.069 ± 0.004	0.138 ± 0.002	0.157 ± 0.004	0.157 ± 0.004	0.079 ± 0.004	0.009 ± 0.002	0.315 ± 0.008	0.531 MAX.

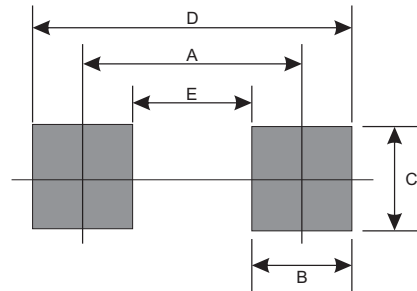
## Marking Code

Park Number	Marking Code
CDSF355B-HF	S4



## Suggested PAD Layout

SIZE	F/1005	
	(mm)	(inch)
A	2.10	0.083
B	1.20	0.047
C	1.20	0.047
D	3.30	0.130
E	0.90	0.035



## Standard Package

Case Type	Qty per Reel	Reel Size
	(Pcs)	(inch)
F/1005	4000	7