


## CDSV6-756-G

Forward Current: 0.15A

Reverse Voltage: 75V

RoHS Device

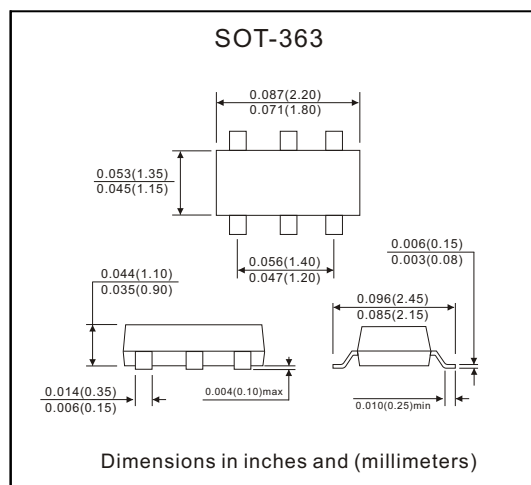
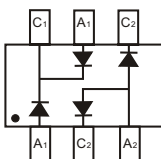


### Features

- Fast switching speed.
- Ultra small surface mount package.
- For general purpose switching applications.
- High conductance.

### Marking: KCA

### Diagram:



### Maximum Rating (at TA=25°C unless otherwise noted)

Parameter	Symbol	Limits	Unit
Peak repetitive peak reverse voltage Working peak reverse voltage DC blocking voltage	$V_{RRM}$ $V_{RWM}$ $V_R$	75	V
Forward continuous current	$I_{FM}$	300	mA
Averaged rectified output current	$I_o$	150	mA
Non-repetitive peak forward surge current	$I_{FSM}$	2.0 1.0	A
	@t=1.0μS @t=1.0S		
Power dissipation	$P_D$	200	mW
Thermal resistance, junction to ambient air	$R_{\theta JA}$	625	°C/W
Operation junction temperature	$T_J$	150	°C
Storage temperature range	$T_{STG}$	-65 ~ +150	°C

### Electrical Characteristics (at TA=25°C unless otherwise noted)

Parameter	Conditions	Symbol	Min	Typ	Max	Unit
Reverse breakdown voltage	$I_R=2.5\mu A$	$V_{(BR)R}$	75			V
Forward voltage	$I_F=1mA$ $I_F=10mA$ $I_F=50mA$ $I_F=150mA$	$V_F$			0.715 0.855 1.000 1.250	V
Reverse leakage current	$V_R=75V$ $V_R=20V$	$I_R$			2.5 0.025	μA
Junction capacitance	$V_R=0V, f=1.0MHz$	$C_T$			2	pF
Reverse recovery time	$I_F=I_R=10mA, I_{rr}=0.1 \times I_R, R_L=100\Omega$	$t_{rr}$			4	nS

## ELECTRICAL CHARACTERISTIC CURVES (CDSV6-756-G)

Fig.1 Forward Characteristics

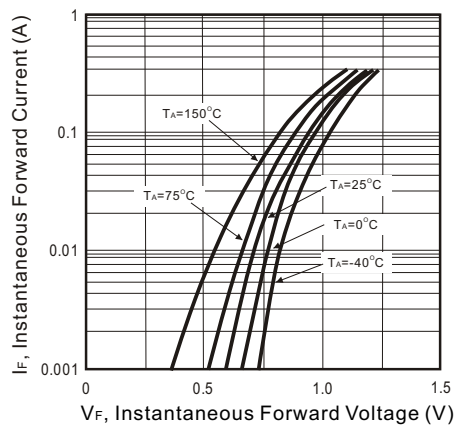


Fig.2 Reverse Characteristics

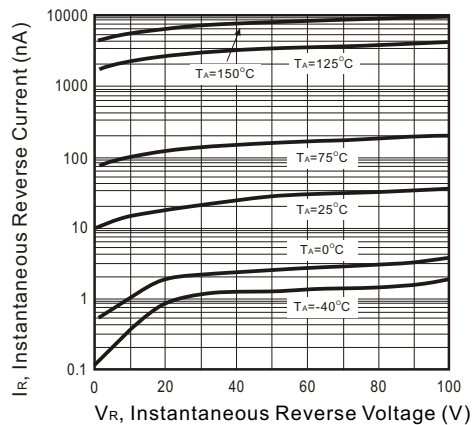


Fig.3 Capacitance Between Terminals Characteristics

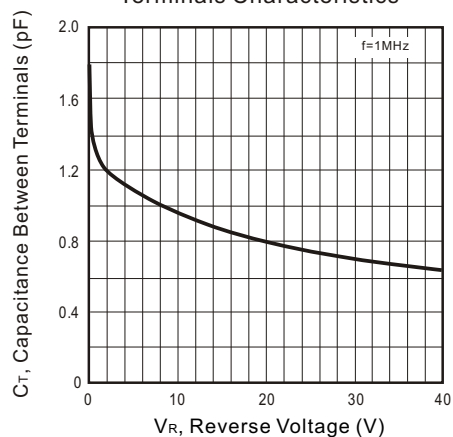


Fig.4 Power Derating Curve

