

CDSV3-204-G

Voltage: 20 Volts
Average forward current: 100 mA
RoHS Device



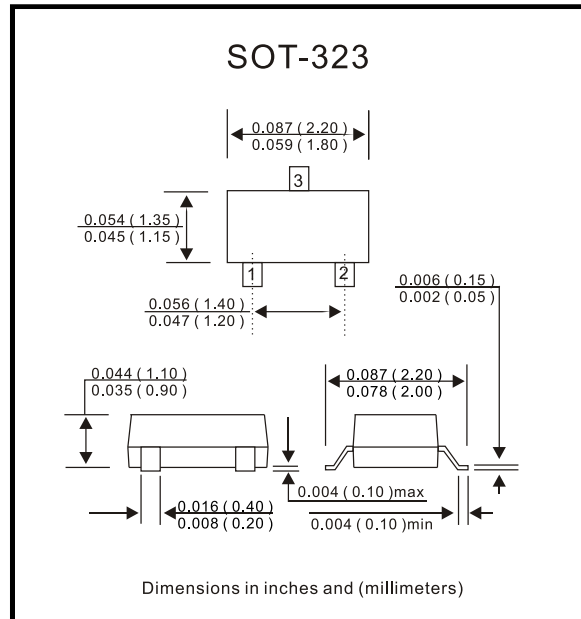
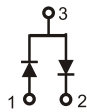
Features

- Designed for mounting on small surface.
- High speed switching.
- High mounting capability, strong surge withstand, high reliability.

Mechanical data

- Case: SOT-323, molded plastic.
- Terminals: Solder plated, solderable per MIL-STD-750, method 208.
- Approx. weight: 0.006 gram

CDSV3-204-G



Maximum Ratings and Electrical Characteristics (at Ta = 25°C unless otherwise noted)

Parameter	Condition	Symbol	Value	Unit
Repetitive peak reverse voltage		VRRM	20	V
Reverse voltage		VR	20	V
Peak forward current		Io	100	mA
Surge peak forward current	T = 1.0 μS	IFSM	300	mA
Power dissipation		Pd	150	mW
Maximum forward voltage	@ IF = 10 mA	VF	1.0	V
Maximum reverse current	@ VR = 15V	IR	0.1	μA
Max. operation junction temperature		Tj	150	°C
Storage temperature		TSTG	-55 to +150	°C

RATING AND CHARACTERISTIC CURVES (CDSV3-204-G)

Fig. 1 - Forward characteristics

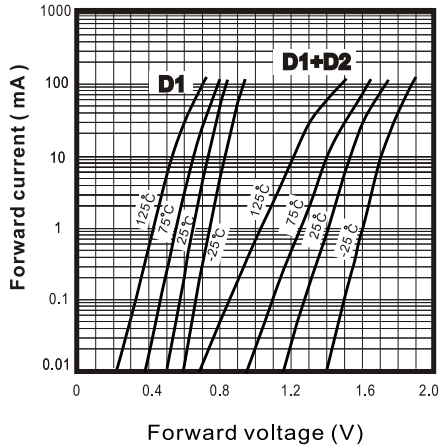


Fig. 2 - Reverse characteristics

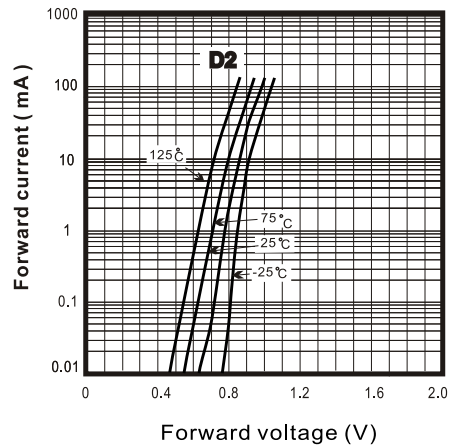


Fig. 3 - Capacitance between terminals characteristics

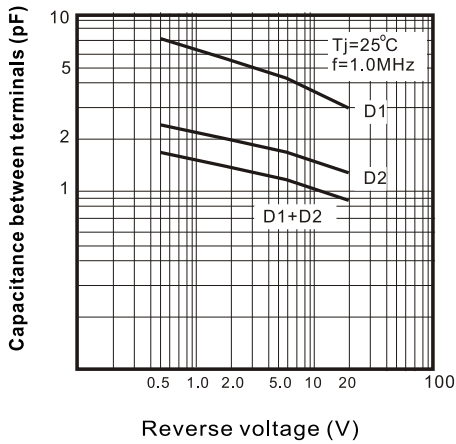


Fig. 4 - Reverse characteristics

