


CDSV3-217-G

Reverse Voltage: 80 Volts
 Forward Current: 300 mA
 RoHS Device



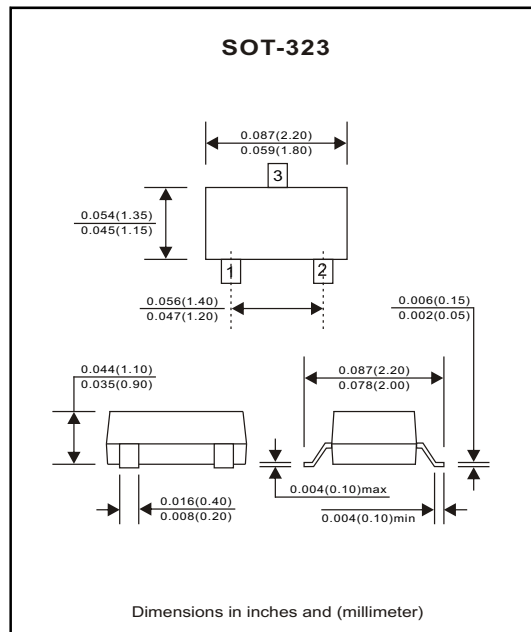
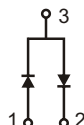
Features

- Designed for mounting on small surface.
- High speed switching.
- High mounting capability, strong surge withstand, high reliability.

Mechanical data

- Case: SOT-323, molded plastic.
- Terminals: Solder plated, solderable per MIL-STD-750, method 208.
- Weight: 0.006 gram(approx.).

CDSV3-217-G



Maximum Ratings (at TA=25°C unless otherwise noted)

Parameter	Conditions	Symbol	Min	Typ	Max	Unit
Peak reverse voltage		V _{RM}			80	V
Reverse voltage		V _R			80	V
Forward current		I _{FM}			300	mA
Average forward current		I _O			100	mA
Forward current, surge peak	T = 10ms	I _{FSM}			1	A
Power dissipation		P _D			200	mW
Storage temperature		T _{STG}	-55		+125	°C
Junction temperature		T _J			+125	°C

Electrical Characteristics (at TA=25°C unless otherwise noted)

Parameter	Conditions	Symbol	Min	Typ	Max	Unit
Forward voltage	I _F = 100mA	V _F			1.2	V
Reverse current	V _R = 70V	I _R			0.1	uA
Reverse breakdown voltage	I _R = 100uA	V _{BR}	80			V
Junction Capacitance	f=1MHz, and 0 VDC reverse voltage	C _T			2	pF

RATING AND CHARACTERISTIC CURVES (CDSV3-217-G)

Fig. 1 - Forward characteristics

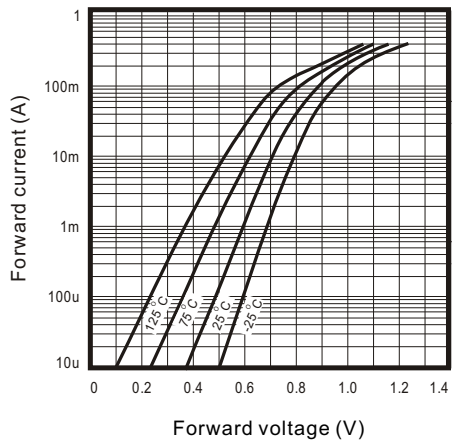


Fig. 2 - Reverse characteristics

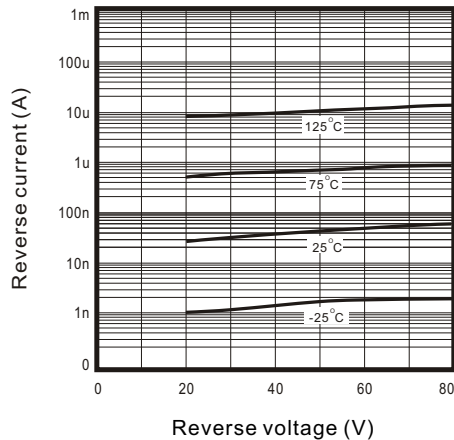


Fig.3 - Capacitance between terminals characteristics

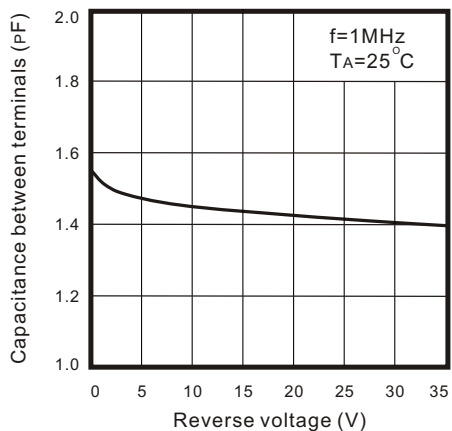


Fig.4 - Power derating curve

