

FS18KM-9A

HIGH-SPEED SWITCHING USE

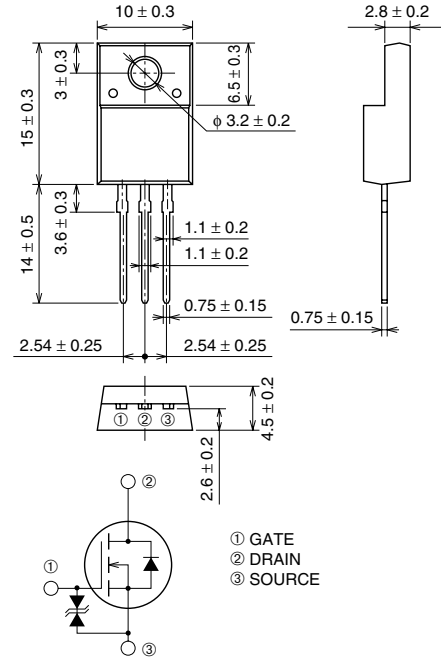
FS18KM-9A



- 10V DRIVE
- V_{DSS} 450V
- r_{DS (ON)} (MAX) 0.30Ω
- I_D 18A

OUTLINE DRAWING

Dimensions in mm



TO-220FN

APPLICATION

SMPS, AC-adaptor, Power supply of Printer, Copier, TV, VCR. etc.

MAXIMUM RATINGS (T_C = 25°C)

Symbol	Parameter	Conditions	Ratings	Unit
V _{DSS}	Drain-source voltage	V _{GS} = 0V	450	V
V _{GSS}	Gate-source voltage	V _{DS} = 0V	±30	V
I _D	Drain current		18	A
I _{DM}	Drain current (Pulsed)		54	A
I _{DA}	Avalanche current (Pulsed)	L = 200μH	18	A
P _D	Maximum power dissipation		40	W
T _{ch}	Channel temperature		-55 ~ +150	°C
T _{stg}	Storage temperature		-55 ~ +150	°C
V _{iso}	Isolation voltage	AC for 1minute, Terminal to case	2000	V
—	Weight	Typical value	2.0	g

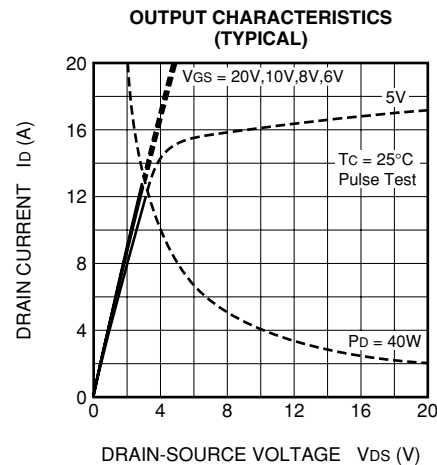
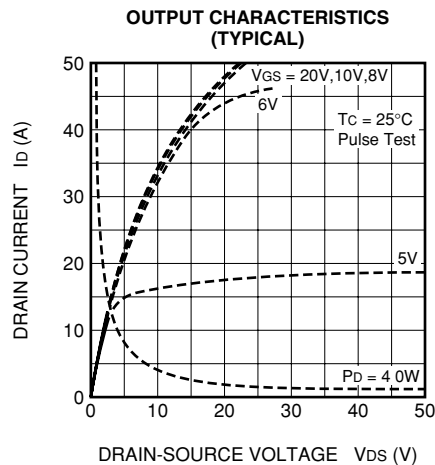
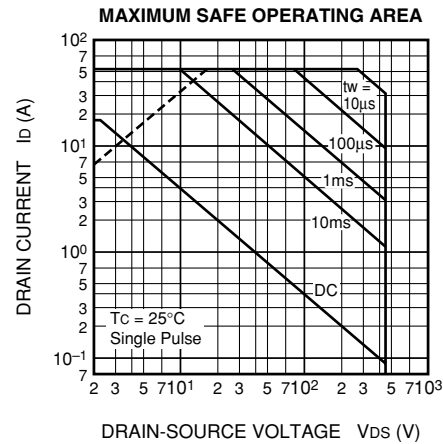
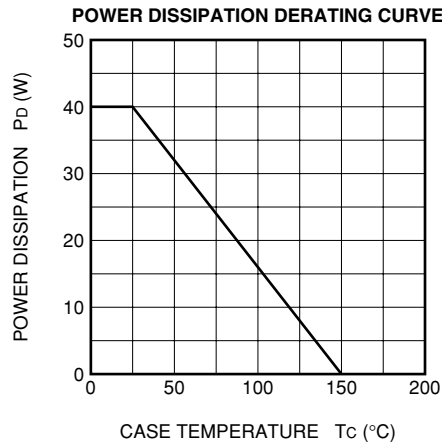
FS18KM-9A

HIGH-SPEED SWITCHING USE

ELECTRICAL CHARACTERISTICS (Tch = 25°C)

Symbol	Parameter	Test conditions	Limits			Unit
			Min.	Typ.	Max.	
V (BR) DSS	Drain-source breakdown voltage	ID = 1mA, VGS = 0V	450	—	—	V
V (BR) GSS	Gate-source breakdown voltage	IGS = ±100μA, VDS = 0V	±30	—	—	V
IGSS	Gate-source leakage current	VGS = ±25V, VDS = 0V	—	—	±10	μA
IDSS	Drain-source leakage current	VDS = 450V, VGS = 0V	—	—	1	mA
VGS (th)	Gate-source threshold voltage	ID = 1mA, VDS = 10V	2.5	3.0	3.5	V
rDS (ON)	Drain-source on-state resistance	ID = 9A, VGS = 10V	—	0.26	0.30	Ω
VDS (ON)	Drain-source on-state voltage	ID = 9A, VGS = 10V	—	2.34	2.70	V
yfs	Forward transfer admittance	ID = 9A, VDS = 10V	10.8	18.0	—	S
Ciss	Input capacitance	VDS = 25V, VGS = 0V, f = 1MHz	—	2350	—	pF
Coss	Output capacitance		—	260	—	pF
Crss	Reverse transfer capacitance		—	50	—	pF
td (on)	Turn-on delay time		—	35	—	ns
tr	Rise time	VDD = 200V, ID = 9A, VGS = 10V, RGEN = RGS = 50Ω	—	55	—	ns
td (off)	Turn-off delay time		—	310	—	ns
tf	Fall time		—	70	—	ns
VSD	Source-drain voltage	IS = 9A, VGS = 0V	—	1.5	2.0	V
Rth (ch-c)	Thermal resistance	Channel to case	—	—	3.12	°C/W

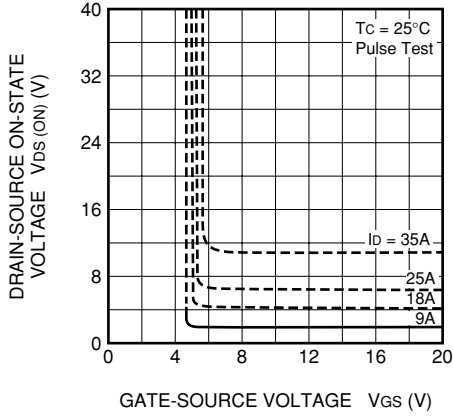
PERFORMANCE CURVES



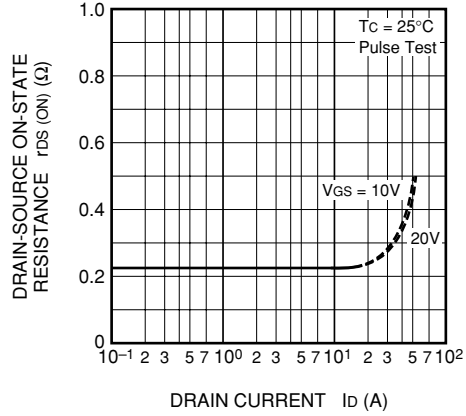
FS18KM-9A

HIGH-SPEED SWITCHING USE

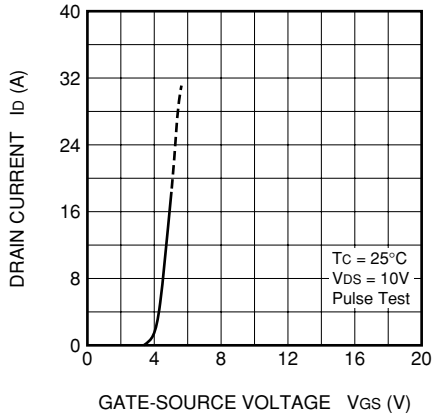
ON-STATE VOLTAGE VS. GATE-SOURCE VOLTAGE (TYPICAL)



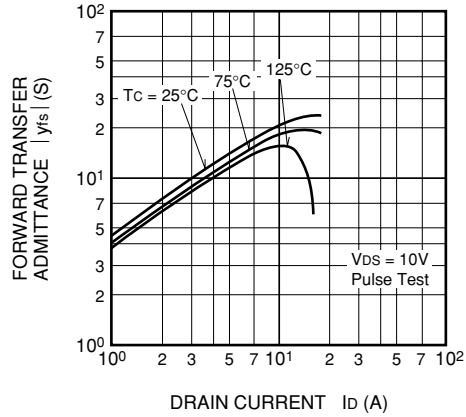
ON-STATE RESISTANCE VS. DRAIN CURRENT (TYPICAL)



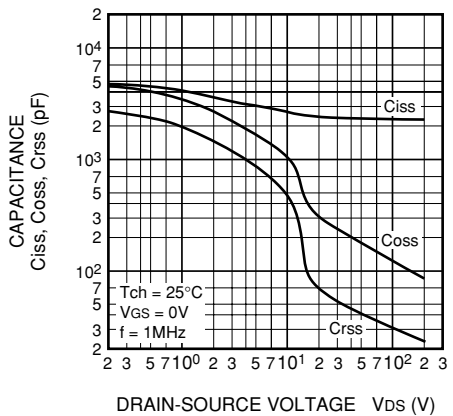
TRANSFER CHARACTERISTICS (TYPICAL)



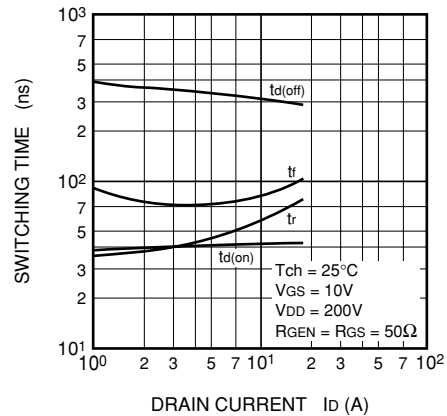
FORWARD TRANSFER ADMITTANCE VS. DRAIN CURRENT (TYPICAL)



CAPACITANCE VS. DRAIN-SOURCE VOLTAGE (TYPICAL)



SWITCHING CHARACTERISTICS (TYPICAL)



FS18KM-9A

HIGH-SPEED SWITCHING USE

