



Multilayer Ferrite Chip Beads CI Series (Large Current)

Features

- * High density packaging with a pitch of 2.54 mm (0.1 inch) max. is possible. This series requires less space and has greater EMI suppression effects.
- * Different types with the same shape are available.
- * Excellent in physical properties, such as terminal strength, flexure strength, soldering resistance and solderability.
- * Applicable to both flow and reflow soldering.
- * High impedance cover wide frequency ranges.
- * CI series can be used in high current circuits due to its low DC resistance.

Applications

- * Computers and peripheral devices, personal computers, VCR and cameras.
- * Noise suppression in digital equipments, car stereo, car engines controllers and OA electronic instruments.
- * Communication equipment.

Product Identifications

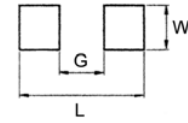
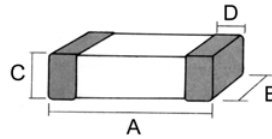

$\frac{\square CI}{(1)(2)}$
 $\frac{\square\square\square\square\square\square}{(3)}$
 $\frac{\square\square\square}{(4)}$
 $\frac{U}{(5)}$

- (1) Material Code
- (2) Product Symbol: Multilayer Chip Beads
- (3) Dimensions: Length (A) × Width (B) × Thickness (C)
- (4) Impedance
- (5) RoHS Part

Material Characteristics for CB Type

Item	Unit	Standard Value				
		12	16	18	20	27
Material Code	/	12	16	18	20	27
Initial Permeability (μ_{iac})	/	45	110	25	200	500
Maximum Permeability (μ_m)	/	125	250	125	450	900
Saturation Flux Density at 10 Oe	Gauss	2000	1700	2000	1400	1500
Curie Temperature	°C	>200	>130	>200	>130	>100
Volume Resistivity	$\Omega\cdot m$	10^5	10^5	10^5	10^5	10^5
Temperature Coefficient	$10^{-6}/^\circ C$	10	12	10	13	5
Density	g/cm^3	4.8	4.8	4.8	4.8	4.8

Shapes and Dimensions / Recommended PC Board Pattern



Dimensions in mm (inch)

TYPE	A	B	C	D	L	W	G
100505	1.0±0.1 (0.040±0.004)	0.5±0.1 (0.020±0.004)	0.5±0.1 (0.020±0.004)	0.1 (MIN.) (0.004)	2.20 (0.086)	0.70 (0.028)	0.40 (0.016)
160808	1.6±0.2 (0.063±0.008)	0.8±0.2 (0.031±0.008)	0.8±0.2 (0.031±0.008)	0.3±0.2 (0.012±0.008)	2.80 (0.110)	1.00 (0.039)	0.60 (0.024)
201209	2.0±0.2 (0.079±0.008)	1.2±0.2 (0.047±0.008)	0.9±0.2 (0.035±0.008)	0.5±0.3 (0.020±0.012)	3.20 (0.126)	1.50 (0.059)	0.60 (0.024)
321611	3.2±0.2 (0.126±0.008)	1.6±0.2 (0.063±0.008)	1.1±0.2 (0.043±0.008)	0.5±0.3 (0.020±0.012)	4.40 (0.173)	1.80 (0.071)	1.20 (0.047)
322513	3.2±0.2 (0.126±0.008)	2.5±0.2 (0.098±0.008)	1.3±0.2 (0.051±0.008)	0.5±0.3 (0.020±0.012)	4.40 (0.173)	2.70 (0.106)	1.20 (0.047)
451616	4.5±0.2 (0.177±0.008)	1.6±0.2 (0.063±0.008)	1.6±0.2 (0.063±0.008)	0.5±0.3 (0.020±0.012)	5.80 (0.228)	1.80 (0.071)	2.00 (0.079)
453215	4.5±0.2 (0.177±0.008)	3.2±0.2 (0.126±0.008)	1.5±0.2 (0.059±0.008)	0.5±0.3 (0.020±0.012)	5.80 (0.228)	3.40 (0.134)	2.00 (0.079)



Multilayer Ferrite Chip Beads CI Series (Large Current)

Electrical Characteristics

All Type

Part Number	Impedance (Ω) $\pm 25\%$ At 100MHz	DC Resistance (Ω) MAX.	Rated Current (A) MAX.
20CI 160808 -100U	10	0.030	4.0
20CI 160808 -300U	30	0.050	3.0
20CI 160808 -600U	60	0.050	3.0
20CI 160808 -121U	120	0.100	2.0
20CI 160808 -221U	220	0.150	1.5
20CI 160808 -301U	300	0.150	1.5
20CI 160808 -601U	600	0.300	1.0
20CI 201209 -110U	11	0.010	6.0
20CI 201209 -170U	17	0.010	6.0
20CI 201209 -220U	22	0.010	6.0
20CI 201209 -300U	30	0.030	4.0
20CI 201209 -600U	60	0.050	3.0
20CI 201209 -121U	120	0.080	2.5
20CI 201209 -221U	220	0.100	2.0
20CI 201209 -301U	300	0.100	2.0
20CI 201209 -601U	600	0.300	1.0
20CI 201209 -102U	1000	0.300	1.0
12CI 201209 -070U	7	0.050	3.0
27CI 321611 -260U	26	0.010	6.0
20CI 321611 -310U	31	0.010	6.0
20CI 321611 -500U	50	0.025	3.0
20CI 321611 -121U	120	0.080	2.5
20CI 321611 -301U	300	0.080	2.5
20CI 321611 -601U	600	0.100	2.0
20CI 321611 -102U	1000	0.200	1.5
16CI 321611 -800U	80	0.050	3.0
16CI 321611 -101U	100	0.050	3.0
16CI 321611 -601U	600	0.300	1.0
12CI 321611 -190U	19	0.040	3.0
20CI 322513 -300U	30	0.050	3.0
20CI 322513 -520U	52	0.050	3.0
20CI 322513 -650U	65	0.050	3.0
20CI 451616 -600U	60	0.010	6.0
20CI 451616 -750U	75	0.050	3.0
20CI 451616 -800U	80	0.050	3.0
20CI 451616 -471U	470	0.090	2.0
27CI 453215 -121U	120	0.050	3.0
20CI 453215 -700U	70	0.030	6.0
20CI 453215 -121U	120	0.050	3.0

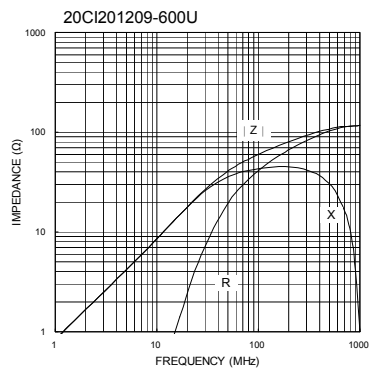
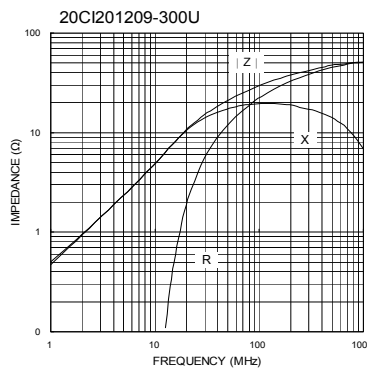
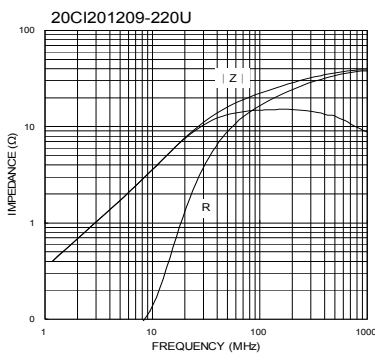
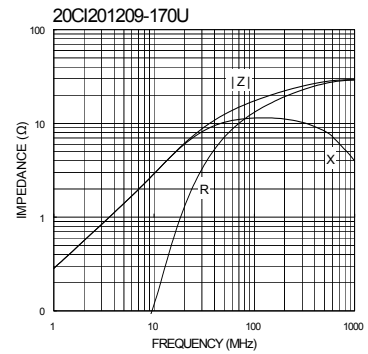
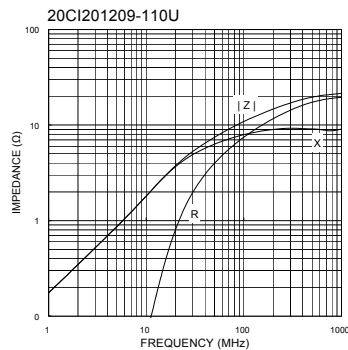
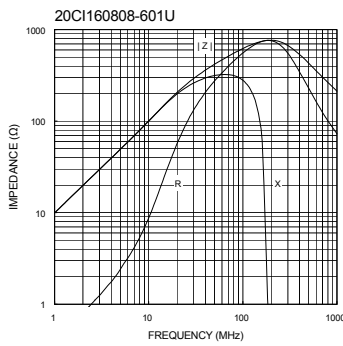
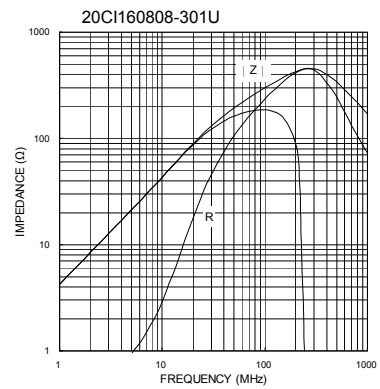
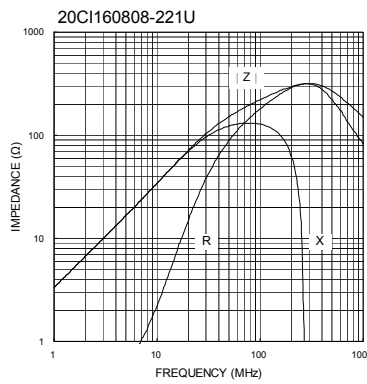
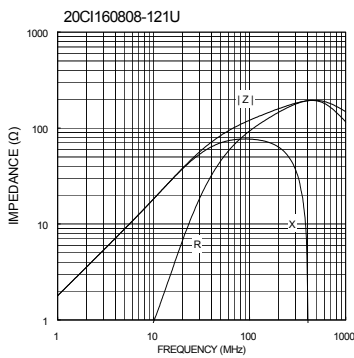
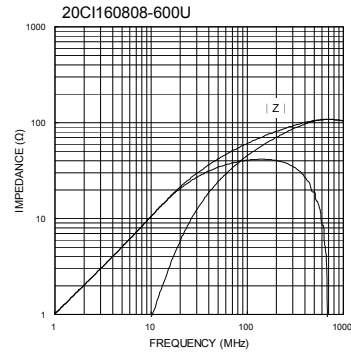
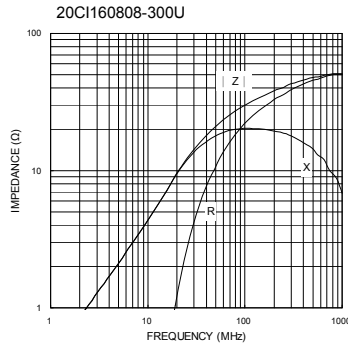
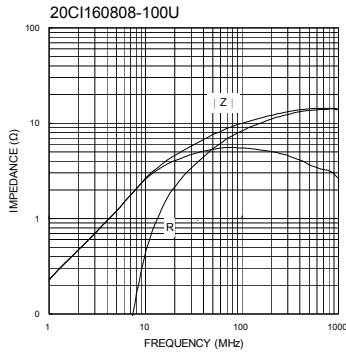
[Http://www.easymagnet.com.tw](http://www.easymagnet.com.tw)



Multilayer Ferrite Chip Beads CI Series (Large Current)

Electrical Charts

All Type

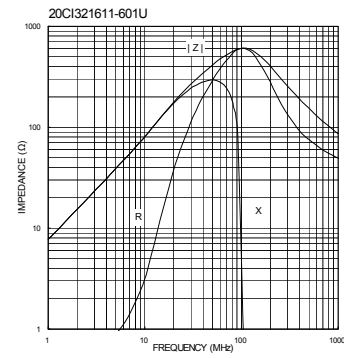
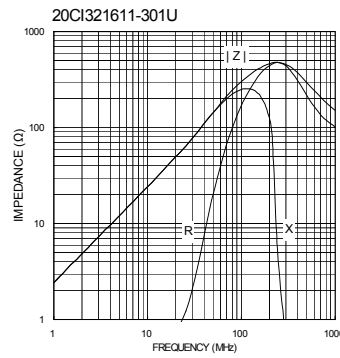
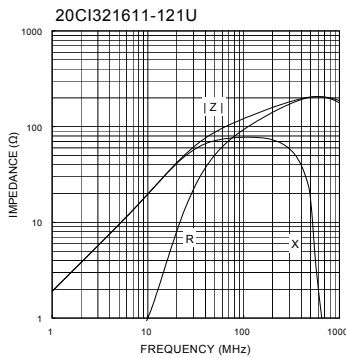
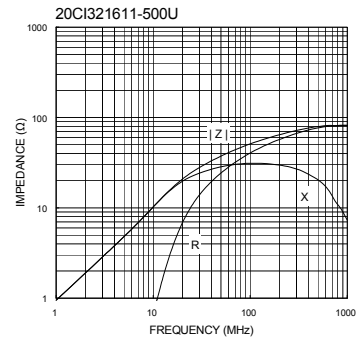
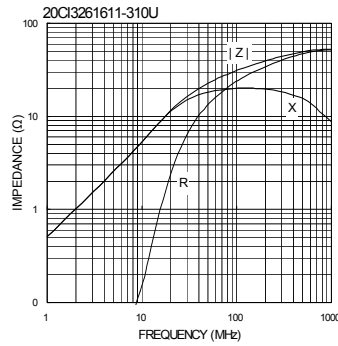
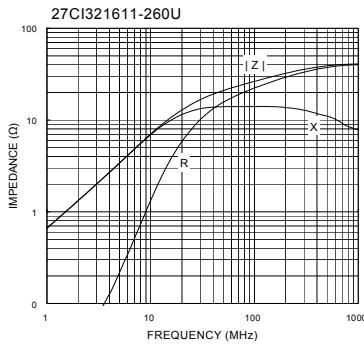
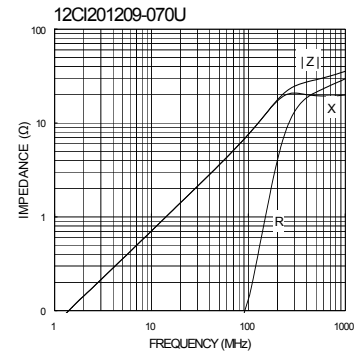
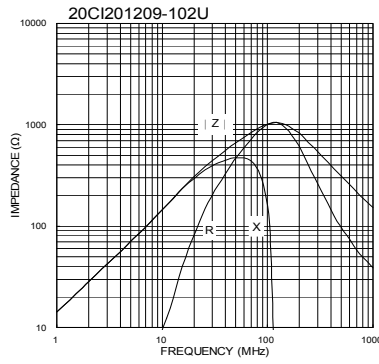
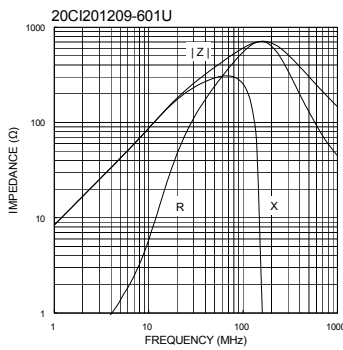
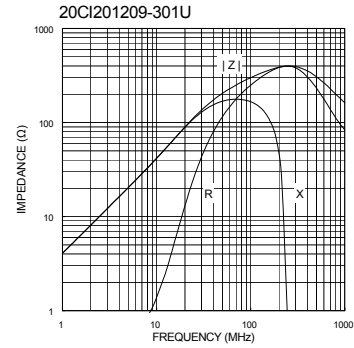
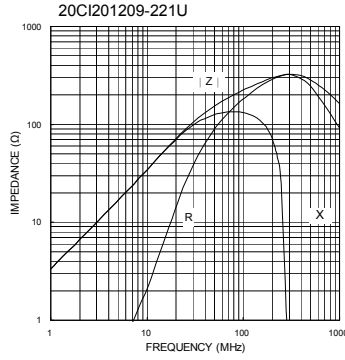
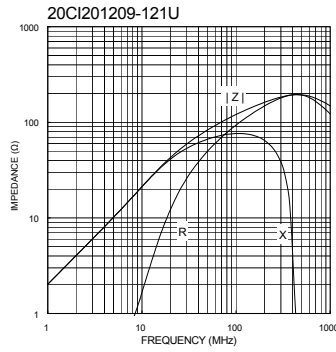




Multilayer Ferrite Chip Beads CI Series (Large Current)

Electrical Charts

All Type

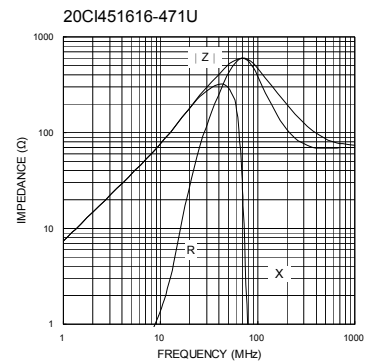
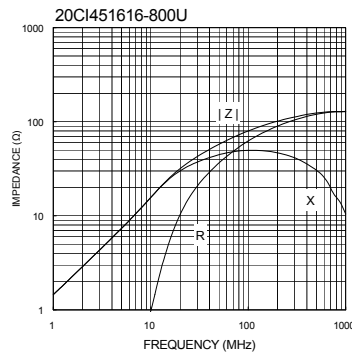
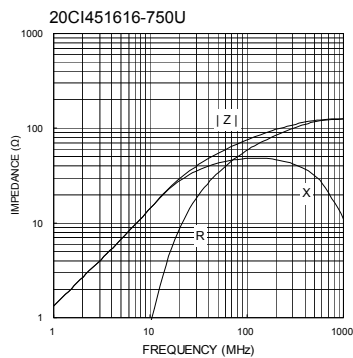
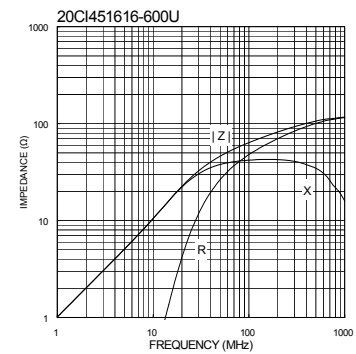
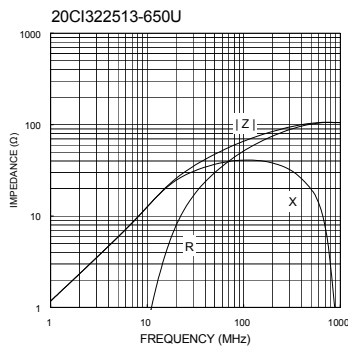
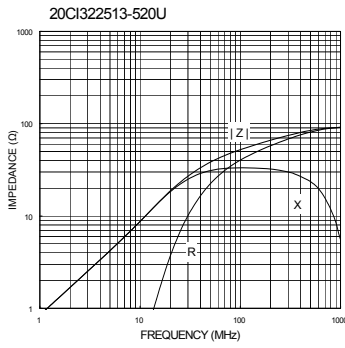
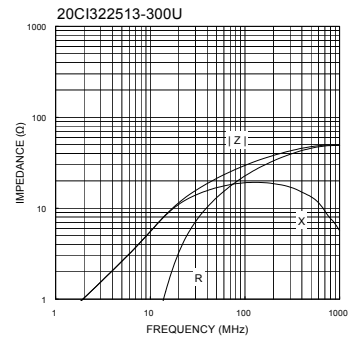
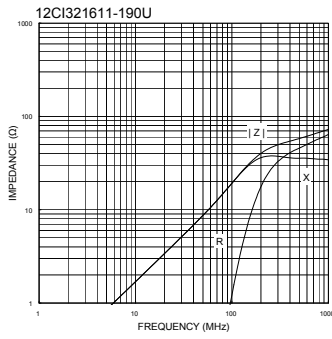
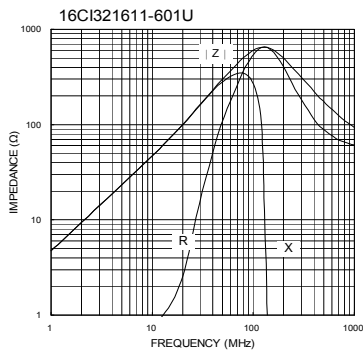
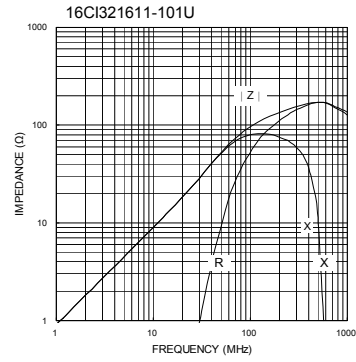
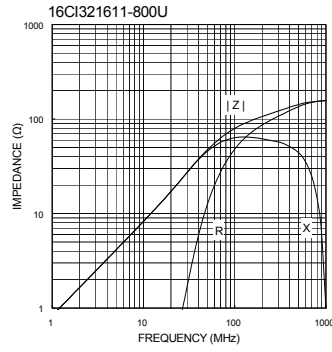
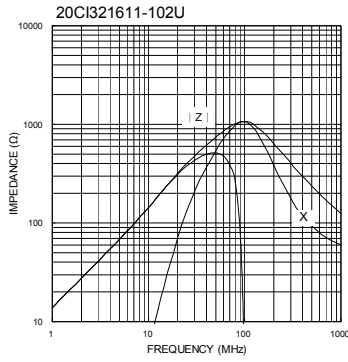




Multilayer Ferrite Chip Beads CI Series (Large Current)

Electrical Charts

All Type





Multilayer Ferrite Chip Beads CI Series (Large Current)

Electrical Charts

All Type

