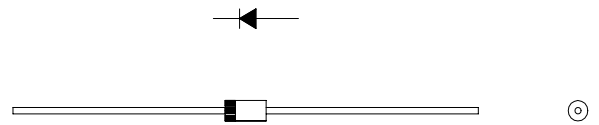


SBD Type :11DQ03L

FEATURES

- * Miniature Size
- * Low Forward Voltage drop
- * Low Power Loss, High Efficiency
- * High Surge Capability
- * 30 Volts thru 100 Volts Types Available
- * 52mm Inside Tape Spacing Package Available

OUTLINE DRAWING



www.DataSheet4U.com

Maximum Ratings

Approx Net Weight:0.32g

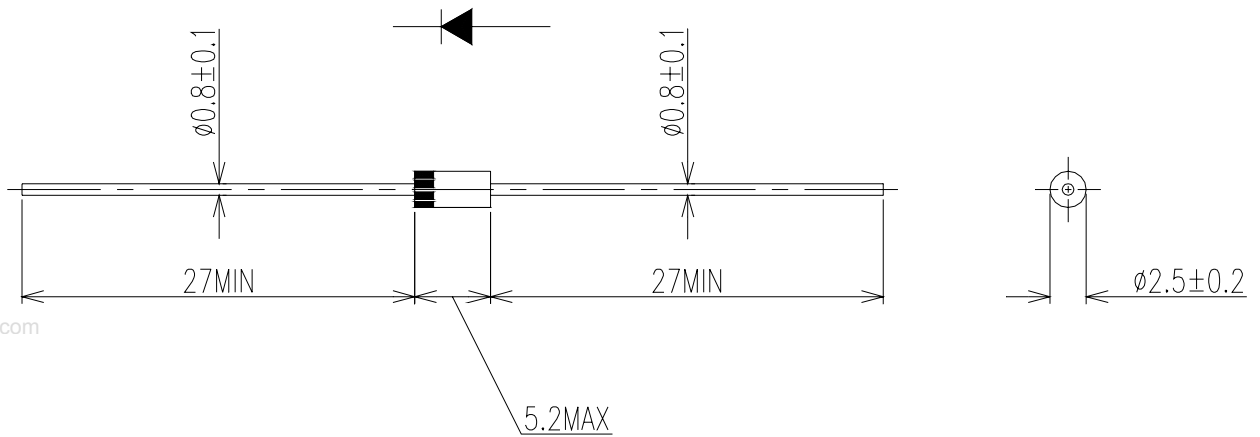
Rating		Symbol	11DQ03L			Unit
Repetitive Peak Reverse Voltage		V_{RRM}	40			V
Average Rectified Output Current	Without Fin or P.C.Board	I_o	1.0	$T_a=42^{\circ}C, V_R=30V^*$	50Hz Half Sine Wave Resistive Load	A
	P.C.Board mounted		1.0	$T_a=74^{\circ}C, V_R=30V^*$		
RMS Forward Current		$I_{F(RMS)}$	1.57			A
Surge Forward Current		I_{FSM}	40	50Hz Half Sine Wave, 1cycle, Non-repetitive		A
Operating Junction Temperature Range		T_{jw}	- 40 to + 150			$^{\circ}C$
Storage Temperature Range		T_{stg}	- 40 to + 150			$^{\circ}C$

Electrical • Thermal Characteristics

Characteristics	Symbol	Conditions	Min.	Typ.	Max.	Unit
Peak Reverse Current	I_{RM}	$T_j = 25^{\circ}C, V_{RM} = V_{RRM}$	-	-	1	mA
Peak Forward Voltage	V_{FM}	$T_j = 25^{\circ}C, I_{FM} = 1.0A$	-	-	0.45	V
Thermal Resistance (Junction to Ambient)	$R_{th(j-a)}$	Without Fin or P.C.Board	-	-	130	$^{\circ}C/W$
		P.C.Board mounted			81	

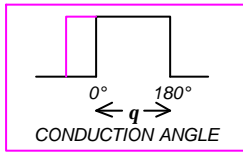
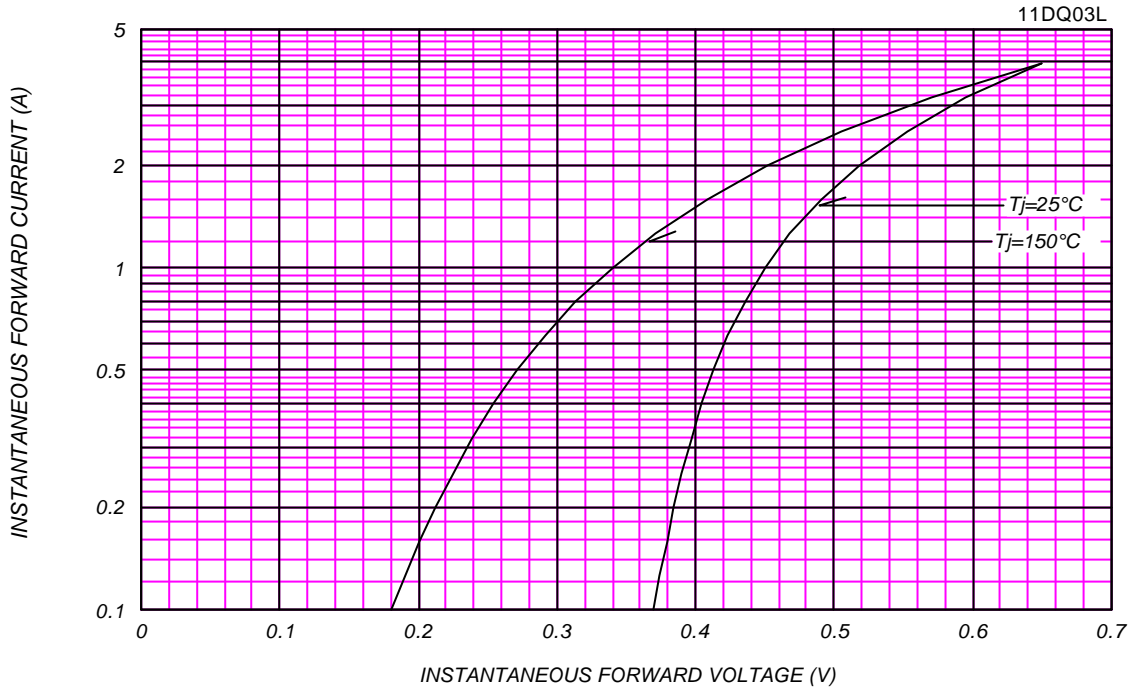
*:Print Lands=5x5mm,Both Sides

11DQ03L OUTLINE DRAWING (Dimensions in mm)

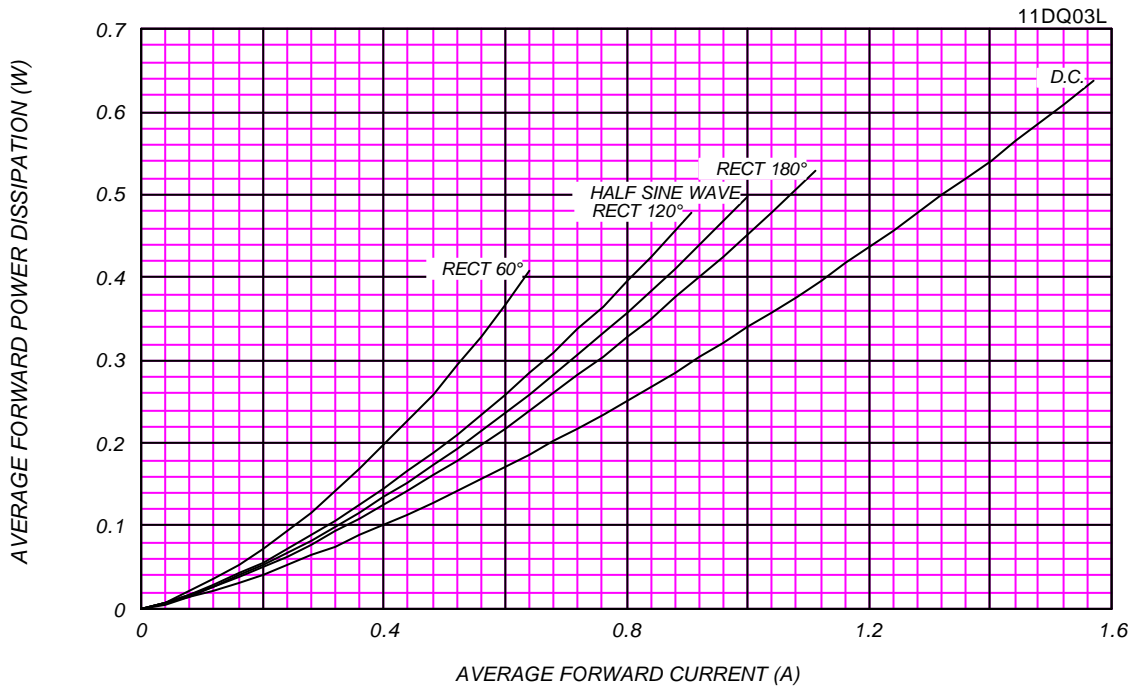


www.DataSheet4U.com

FORWARD CURRENT VS. VOLTAGE



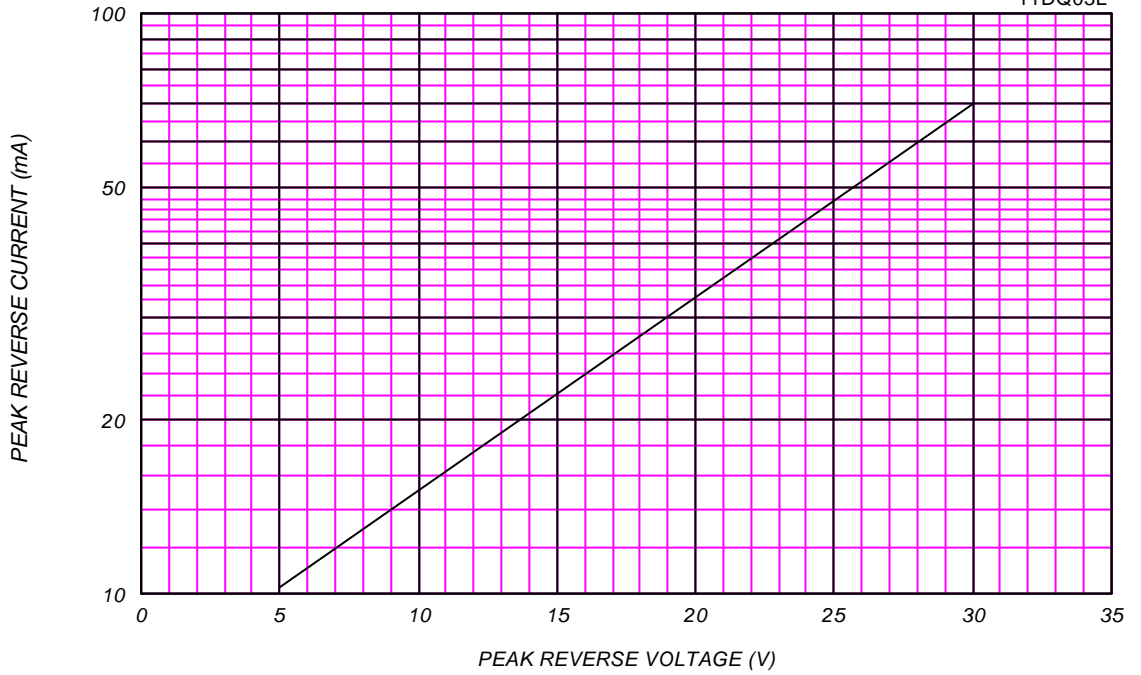
AVERAGE FORWARD POWER DISSIPATION



PEAK REVERSE CURRENT VS. PEAK REVERSE VOLTAGE

T_j = 150 °C

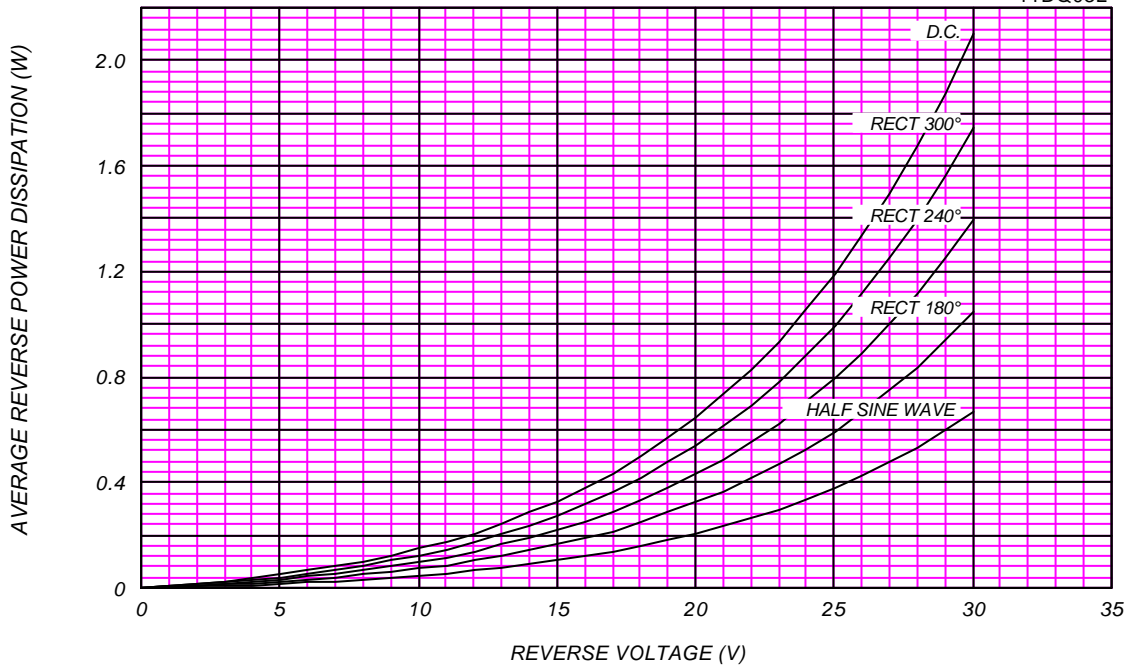
11DQ03L

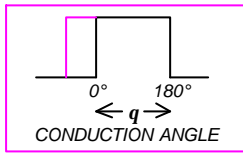


www.DataSheet4U.com

AVERAGE REVERSE POWER DISSIPATION

11DQ03L

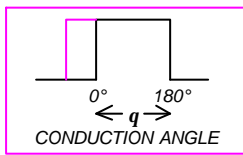
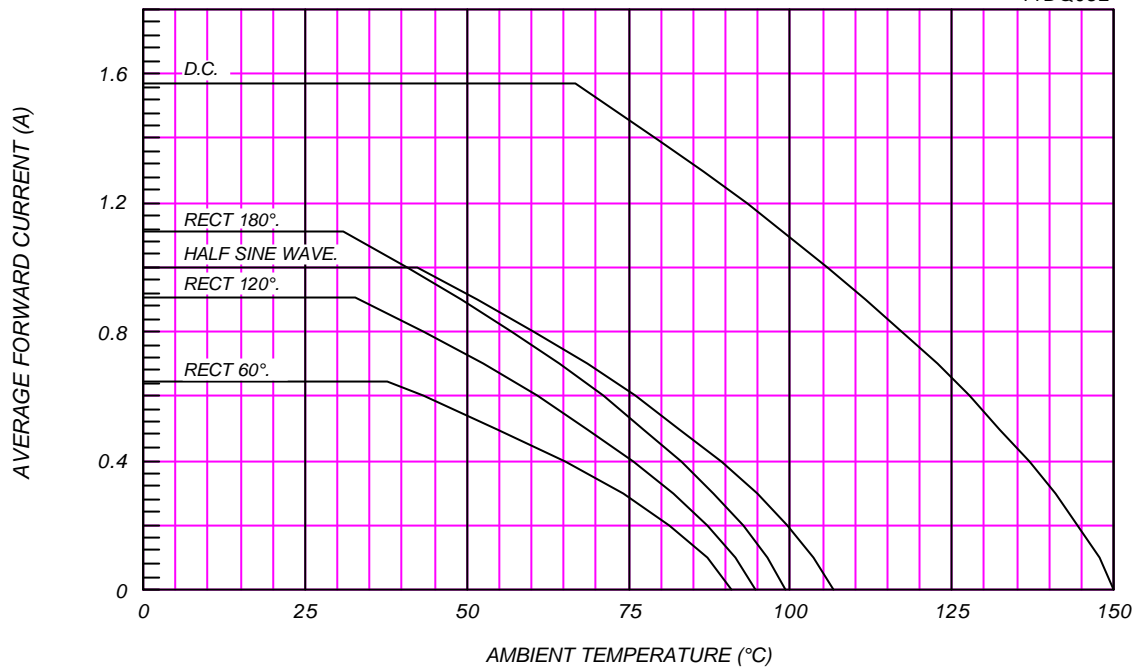




AVERAGE FORWARD CURRENT VS. AMBIENT TEMPERATURE

Without Fin or P.C. Board, $V_{RM}=30V$

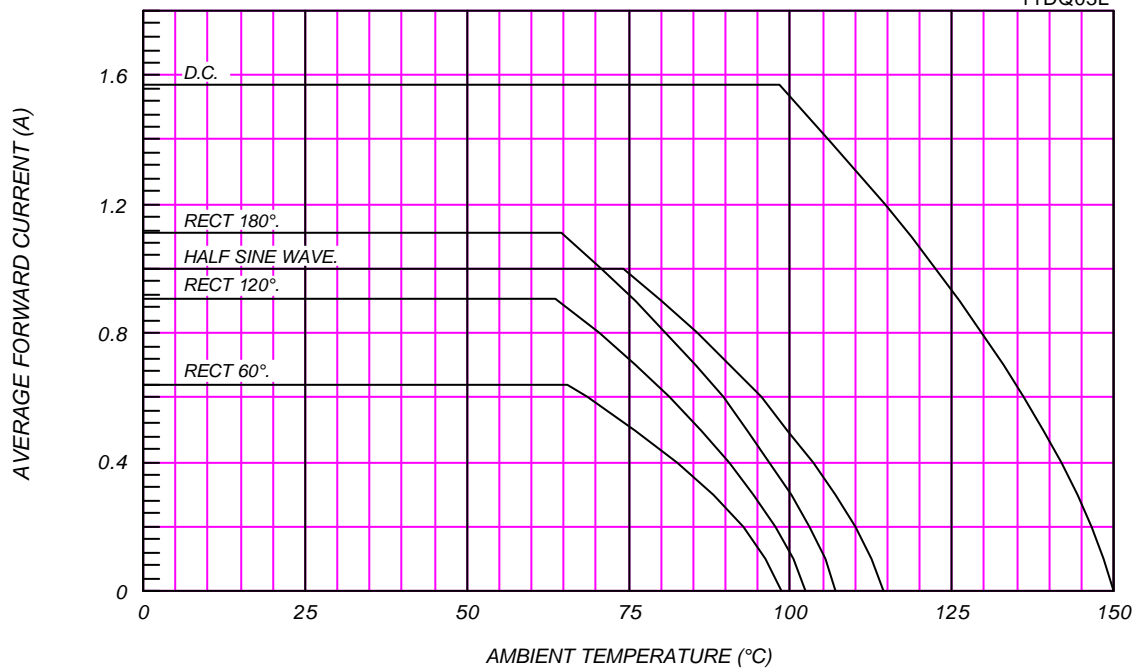
11DQ03L



AVERAGE FORWARD CURRENT VS. AMBIENT TEMPERATURE

P.C. Board mounted (L=8mm, Print Land=10x10mm), $V_{RM}=30V$

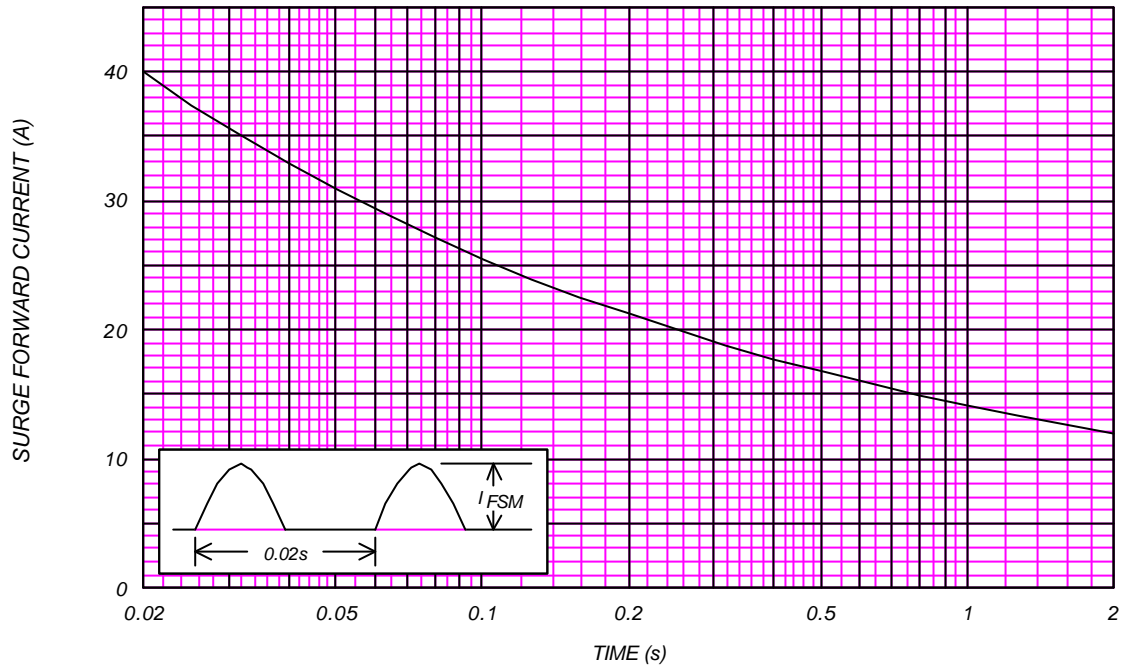
11DQ03L



SURGE CURRENT RATINGS

f=50Hz,Half Sine Wave,Non-Repetitive,No Load

11DQ03L



JUNCTION CAPACITANCE VS. REVERSE VOLTAGE

$T_j = 25^\circ\text{C}$, $V_m = 20\text{mV}_{\text{RMS}}$, $f = 100\text{kHz}$, Typical Value

11DQ03L

