

TACT Switch™ 1.5mm Height Sidepush™ (Surface Mount Type)


SKRE Series

www.DataSheet4U.com



Horizontal type with 3.9×3.55×1.5mm dimension.

Detector
Push
Slide
Rotary
Encoders
Power



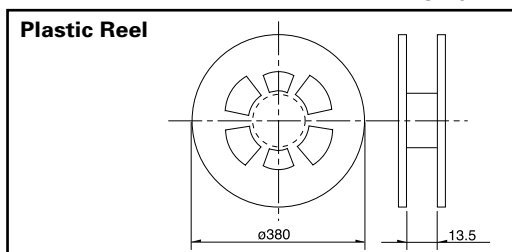
Dual-in-line
Package Type
TACT Switch™
Custom-Products

Product Line

Product Line									
Product No.	Operating force	Operating direction	Travel (mm)	Rating (max.)	Rating (min.)	Operating life (5mA 5V DC)	Initial contact resistance	Variety	Minimum order unit (pcs.)
SKRELHE010	1.57N	Horizontal	0.2	50mA 12V DC	10μ A 1V DC	100,000cycles	100m max.	Without guide bosses	5,000
SKRELFE010	2.16N								
SKRELJE010	1.57N							With guide bosses	
SKRELGE010	2.16N								

Specification of Embossed Taping Package (Taping Packaging for Auto-insertion)

Reel Size Unit:mm



Number of packages(pcs.)			Tape width (mm)
1 reel	1 case /Japan	1 case /export packing	
5,000	50,000	50,000	12

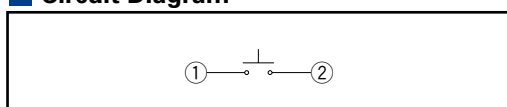
Sharp Feeling
Soft Feeling
Snap-in Type
Surface Mount Type
Radial Type

Dimensions

Unit:mm

Style	PC board mounting hole and land dimensions (Viewed from switch mounting face)

Circuit Diagram













Note

1. Please place purchase orders for taping products per minimum order unit (1 reel or a case).
2. For 330mm diameter reel requirements, please contact us.

List of Varieties

Sharp Feeling Type

Series			SKSC	SKRE	SKRT	SKRV	SKRH	SKQU	SKRG	SKQK	SKQN	SKRC
Photo												
Type			Surface mount						Radial			
Features			Low-profile Horizontal type		Horizontal type	4-direction switch + push switch			Round terminal type		Round terminal Horizontal type	Water-proof
Operating direction	Vertical											
	Horizontal											
Dimensions (mm)		W	3.5	3.9	4.5	6.45	7.35	10	φ6.2	6.6	7.3	φ9
		D	3.55			6.4	7.5				6.85	
		H	1.25	1.5	3.3	4	5	7.1	4.3	5	7.1	13
Operation force coverage		1N	↕	↕	●	See the relevant pages for respective product descriptions			↕	↕	↕	↕
		5N										
Ground terminal												
Operating temperature range			-20 to +70 SKRV/QK									
			-30 to +85									
Electrical performance	Insulation resistance		100M min. 100V DC									
	Voltage proof		250V AC for 1min. SKSC/RE/RV/RH : 100V AC for 1min.									
Durability	Vibration		10 to 55 to 10Hz/min., the amplitude is 1.5mm for all the frequencies, in the 3 direction of X, Y and Z for 2hours respectively									
	Lifetime		Shall be in accordance with individual specifications.									
Environmental performance	Cold		-30 ± 2 for 96h									
	Dry heat		80 ± 2 for 96h									
	Damp heat		60 ± 2 , 90 to 95%RH for 96h									
Page			289	290	291	480	481	482	292	294	293	295

W : Width. The most outer dimension excluding terminal portion.
D : Depth. The most outer dimension excluding terminal portion.
H : Height. The minimum dimension if there are variances.

TACT Switch™ Soldering Conditions306

TACT Switch™ Cautions307

Product Line of Knob for TACT Switch™308

Note

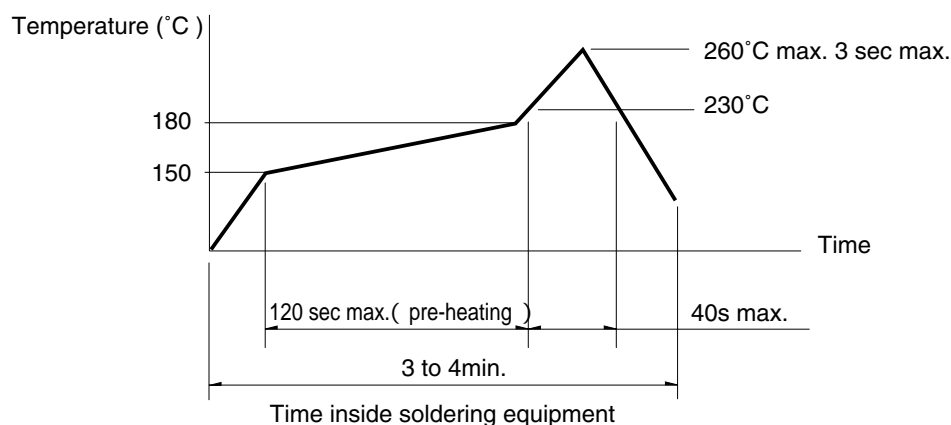
The automotive operating temperature range to be individually discussed upon request.

Soldering Conditions

Condition for Reflow

Available for Surface Mount Type.

1. Heating method: Double heating method with infrared heater.
2. Temperature measurement: Thermocouple 0.1 to 0.2 CA(K)or CC(T)at solder joints(copper foil surface). A heat resistive tape should be used to fix thermocouple.
3. Temperature profile



Note

1. The above temperature shall be measured on the mounting surface of a PC board. There are cases where the PC board's temperature greatly differs from that of the switch, depending on the material, size, thickness of PC boards and others. The above-stated conditions shall also apply to switch surface temperatures.
2. Soldering conditions differ depending on reflow soldering machines. Prior verification of soldering condition is highly recommended.

Conditions for Auto-dip

Available for Snap-in Type and Radial Type

(Except SKHJ, SKHL, SKQJ, SKQK, SKEG series)

Items	Condition
Flux built-up	Mounting surface should not be exposed to flux
Preheating temperature	Ambient temperature of the soldered surface of PC board. 100 max.
Preheating time	60s max.
Soldering temperature	260 max.
Duration of immersion	5s max.
Number of soldering	2times max.

Manual Soldering (Except SKRT Series)

Items	Condition
Soldering temperature	350 max.
Duration of soldering	3s max.
Capacity of soldering iron	60W max.

Notes

1. Consult with us for availability of TACT Switch™ washing.
2. Prevent flux penetration from the top side of the TACT Switch™.
3. Switch terminals and a PC board should not be coated with flux prior to soldering.
4. The second soldering should be done after the switch is stable with normal temperature.
5. Use the flux with a specific gravity of min 0.81.
(EC-19S-8 by TAMURA Corporation, or equivalents.)