

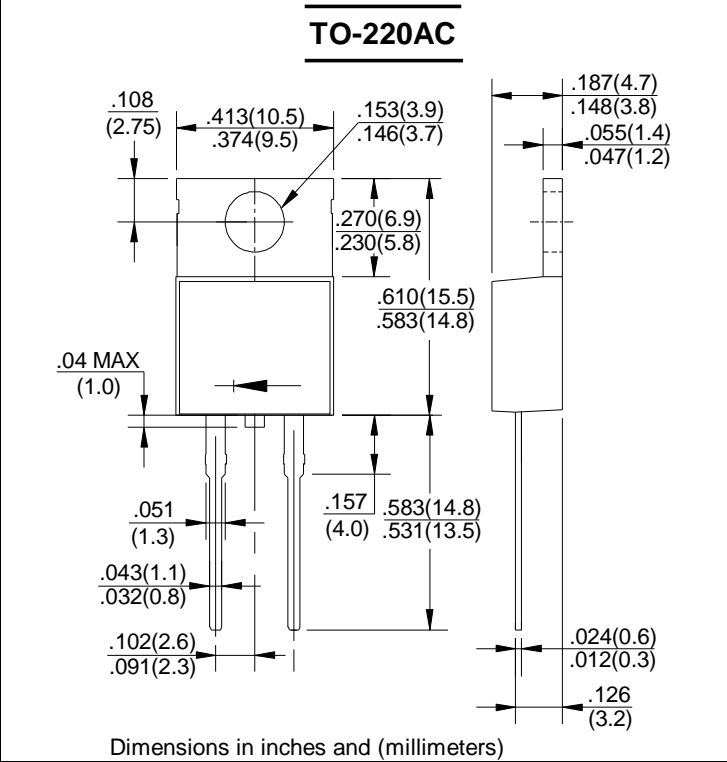
GLASS HIGH EFFICIENCY RECTIFIERS	REVERSE VOLTAGE - 50 to 600Volts FORWARD CURRENT - 8.0 Amperes
---	---

FEATURES

- Low switching noise
- Low forward voltage drop
- Low thermal resistance
- High current capability
- High fast switching capability
- High surge capacity

MECHANICAL DATA

- Case: TO-220AC molded plastic
- Epoxy: UL94V-0 rate flame retardant
- Lead: MIL-STD-202E method 208C guaranteed
- Mounting position :Any
- Weight: 2.24 grams



MAXIMUM RATINGS AND ELECTRICAL CHARACTERISTICS

Rating at 25°C ambient temperature unless otherwise specified.

Single phase, half wave ,60Hz, resistive or inductive load.

For capacitive load, derate current by 20%

CHARACTERISTICS	SYMBOL	HER801T	HER802T	HER803T	HER804T	HER805T	HER806T	UNIT
Maximum Recurrent Peak Reverse Voltage	V _{RRM}	50	100	200	300	400	600	V
Maximum RMS Voltage	V _{RMS}	35	70	140	210	280	420	V
Maximum DC Blocking Voltage	V _{DC}	50	100	200	300	400	600	V
Maximum Average Forward Rectified Current @T _A =75 °C	I _o	8.0						A
Peak Forward Surage Current 8.3ms Single Half Sine-Wave Super Imposed on Rated Load(JEDEC Method)	I _{FSM}	300						A
Typical Thermal Resistance	R _{θJA}	2.5						°C/W
Typical Junction Capacitance (Note2)	C _J	40						pF
Operating and Storage Temperature Range	T _J ,T _{STG}	-65 to + 150						°C
Peak Instantaneous Forward Voltage at 8.0A DC	V _F	1.1			1.3	1.7		V
Maximum DC Reverse Current @T _J =25°C at Rated DC Blocking Voltage @T _J =100°C	I _R	10						uA
Maximum Reverse Recovery Time(Note1)	T _{RR}	60						nS

- NOTES:1.Measured with I_F=0.5A,I_R=1A,I_{RR}=0.25A
- 2.Measured at 1.0 MHZ and applied reverse voltage of 4.0V DC.
- 3.Suffix"R" for reverse polarity

FIG.1- TYPICAL FORWARD CURRENT DERATING CURVE

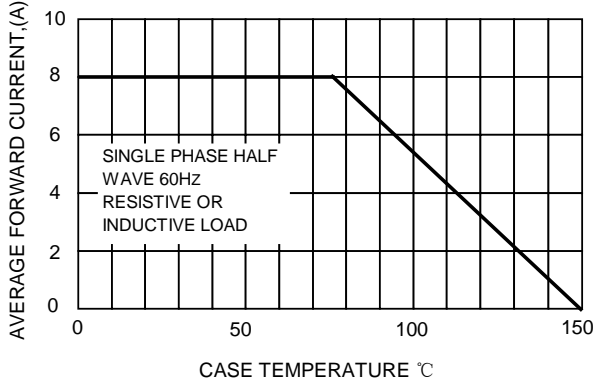


FIG.2-TYPICAL REVERSE CHARACTERISTICS

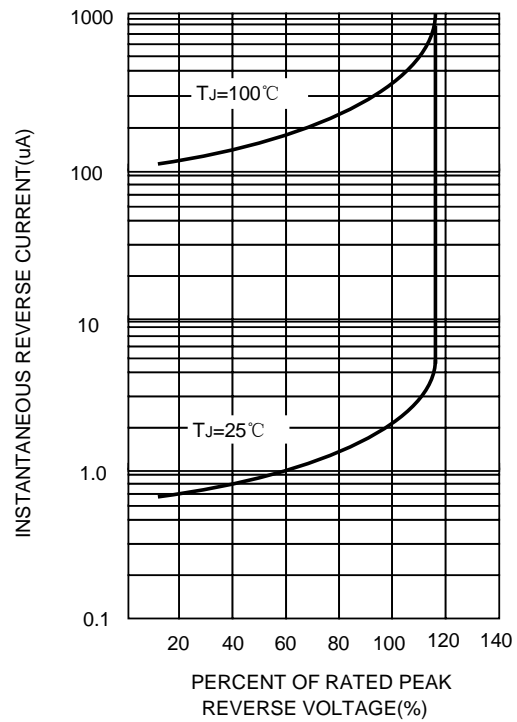


FIG.3-MAXIMUM NON-REPETITIVE FORWARD SURGE CURRENT

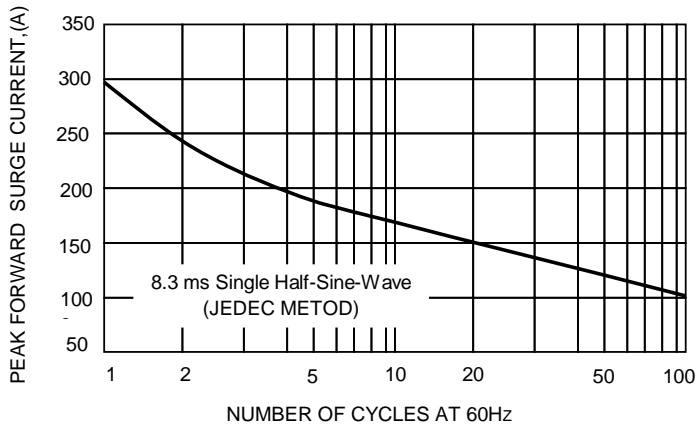


FIG.4-TYPICAL INSTANTANEOUS FORWARD CHARACTERISTICS

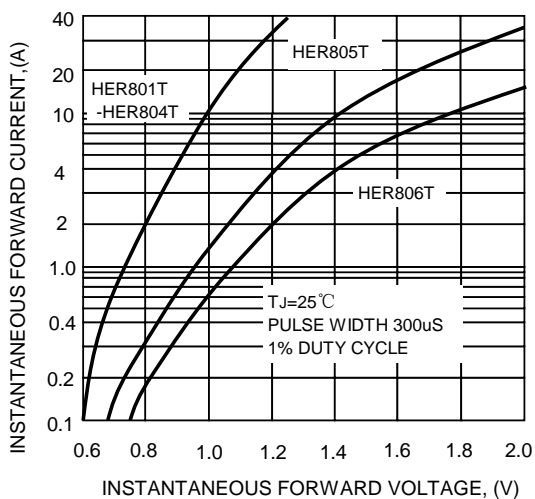


FIG.5-TYPICAL JUNCTION CAPACITANCE

