

Detector Switch Two-way Detection Type

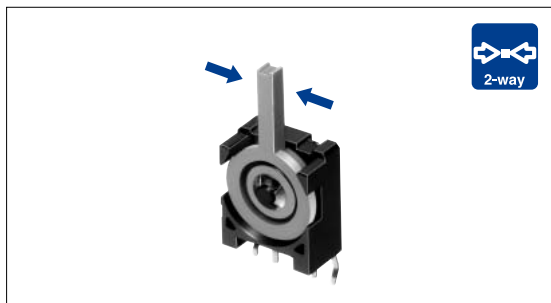
SSCF Series

www.DataSheet4U.com



Detection from both left and right direction contributes to improved and flexible design of the set mechanism.

- Detector
- Push
- Slide
- Rotary
- Encoders
- Power
- Dual-in-line Package Type
- TACT Switch™
- Custom-Products



Typical Specifications

Items		Specifications
Rating (max.) (min.) (Resistive load)		0.1A 12V DC/50μA 3V DC
Contact resistance (Initial /After operating life)		100m max./300m max.
Operating force		0.7N max.
Operating life	Without load	50,000cycles
	With load	50,000cycles(0.1A 12V DC)

Product Line

Poles	Positions	Changeover timing	Terminal type	Mounting method	Minimum order unit (pcs)	Product No.	Drawing No.
1	2	Non shorting	For PC board	PC board	3,000	SSCF110100	1
			Lead	Screw		SSCF210100	2
				PC board with hook		SSCF210300	4
			For PC board	PC board with hook		SSCF310100	3

Notes

1. Products other than those listed in the above chart are also available. Please contact us for details.
2. Please place purchase orders per minimum order unit(integer).

Dimensions

Unit:mm

No.	Photo	Style	PC board mounting hole dimensions
1			

Dimensions

No.	Photo	Style	
2	For PC board (Screw mounting)		
3	For PC board (With hook)		<p>PC board mounting hole dimensions</p> <p>Thickness of board in use : t1.6 only</p>
4	Lead (Screw mounting)		

Detector

Push

Slide

Rotary

Encoders

Power

Dual-in-line
Package Type

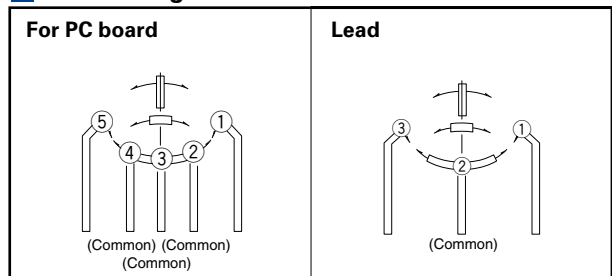
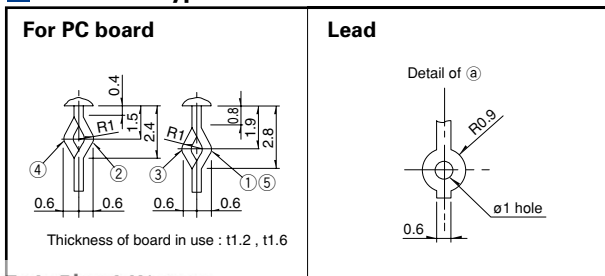
TACT Switch™

Custom-
Products

Terminal Type

















Unit:mm

Circuit Diagram



List of Varieties (General-purpose Type)

- Detector
- Push
- Slide
- Rotary
- Encoders
- Power
- Dual-in-line Package Type
- TACT Switch™
- Custom-Products

Series	General-purpose Type								
	SSCF	SSCM	SPVP	SPVC1	SPVN	SPVS	SPVG	SPVL	
Photo									
Operation type									
Operating temperature range	-40 to +85	-10 to +60	-40 to +85						
Rating (max.) (Resistive load)	0.1A 12V DC	1mA 5V DC		10mA 16V DC	1mA 5V DC		50mA 20V DC	1mA 5V DC	
Rating (min.) (Resistive load)	50μA 3V DC		100μA 3V DC	50μA 3V DC			100μA 3V DC	50μA 3V DC	
Electrical performance	Initial contact resistance	100m max.	2 max.	5 max.	1 max.	2 max.		500m max.	2 max.
	Insulation resistance	100M min. 100V DC							
	Voltage proof	100V AC for 1 minute							
Mechanical performance	Terminal strength	5N for 1 minute	0.5N for 1 minute		3N for 1 minute	0.5N for 1 minute		1N for 1 minute	
	Actuator strength	10N	0.5N	5N	10N	5N		10N	5N
Durability	Operating life without Load	50,000cycles 200m max.	50,000cycles 5 max.	50,000cycles 10 max.	25,000cycles 2 max.	50,000cycles 5 max.		100,000cycles 1 max.	50,000cycles 5 max.
	Operating life with Load	(0.1A 12V DC) 50,000cycles 300m max.	(1mA 5V DC) 50,000cycles 5 max.	(1mA 5V DC) 50,000cycles 10 max.	(10mA 16V DC) 25,000cycles 2 max.	(1mA 5V DC) 50,000cycles 5 max.		(50mA 20V DC) 100,000cycles 1 max.	(1mA 5V DC) 50,000cycles 5 max.
Environmental performance	Cold	-20 ± 2 for 96h						-40 ± 2 for 96h	-20 ± 2 for 96h
	Dry heat	85 ± 2 for 96h							
	Damp heat	40 ± 2 , 90 to 95%RH for 96h							
Dimensions (mm)	W	11	5	3.5	6.3	3.8	3.5	5.5	5.55
	D	5.8	4	5.65	7.4	3.6	3.3	6.5	6.6
	H	12.4	1.5	1.2	2.8	1		2	1
Soldering	Manual soldering	350 ± 10 , 3 ⁺¹ / ₀ s	350 ± 5 , 3s max.		350 ± 10 , 3 ⁺¹ / ₀ s	350 ± 5 , 3s max.			
	Dip soldering	260 ± 5 , 5 ± 1s			260 ± 5 , 3s max.				
	Reflow soldering	Please see P.79				Please see P.79			
Number of poles	1								
Operation force	0.7N max.	0.35N max.	0.55N max.	0.85N max.	0.35N max.		0.4N max.	0.35N max.	
Page	46	48	49	50	51	53	55	60	

Detector Switches Soldering Conditions79
 Detector Switches Cautions80