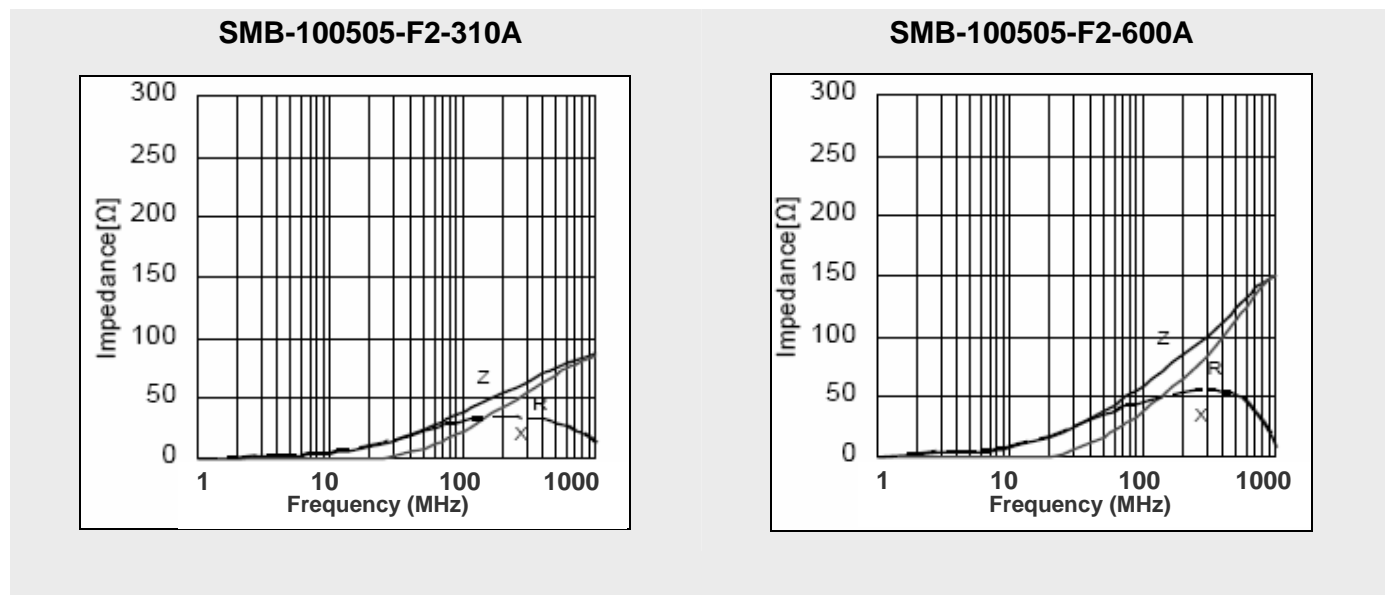


◆ PRODUCT SPECIFICATIONS

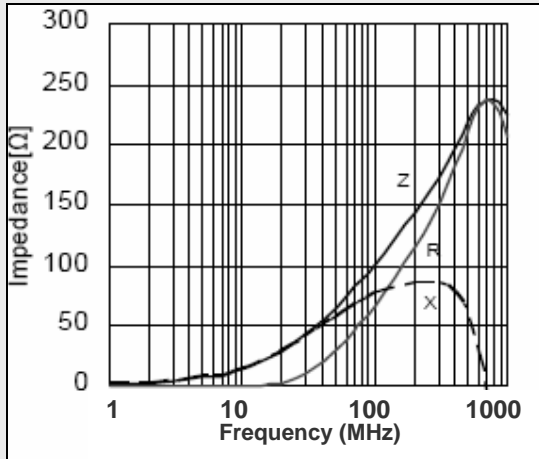
PART NO.	Impedance(Ω) at 100 MHz	DCR (Ω) MAX	Rated Current (mA) MAX
SMB-100505-F2-310A	31 \pm 25%	0.20	300
SMB-100505-F2-600A	60 \pm 25%	0.35	200
SMB-100505-F2-101A	100 \pm 25%	0.40	200
SMB-100505-F2-121A	120 \pm 25%	0.50	150
SMB-100505-F2-151A	150 \pm 25%	0.55	150
SMB-100505-F2-201A	200 \pm 25%	0.60	150
SMB-100505-F2-601A	600 \pm 25%	1.30	100
SMB-100505-F2-801A	800 \pm 25%	1.40	50

◆ TYPICAL ELECTRICAL CHARACTERISTIC CURVES

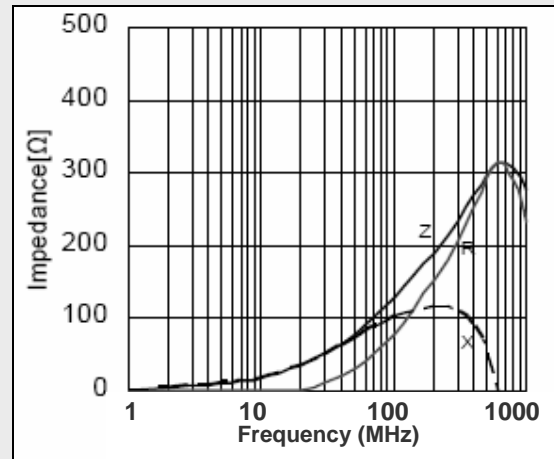


◆ TYPICAL ELECTRICAL CHARACTERISTIC CURVES

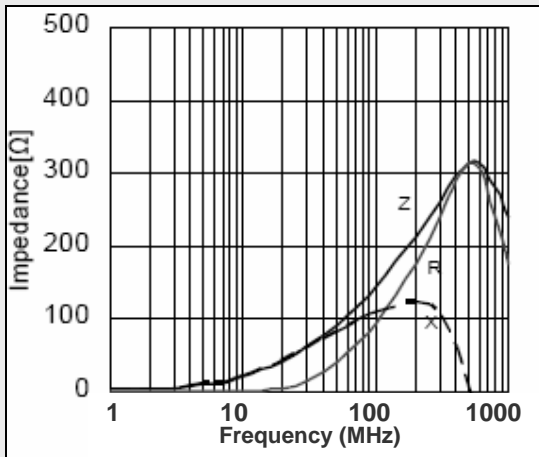
SMB-100505-F2-101A



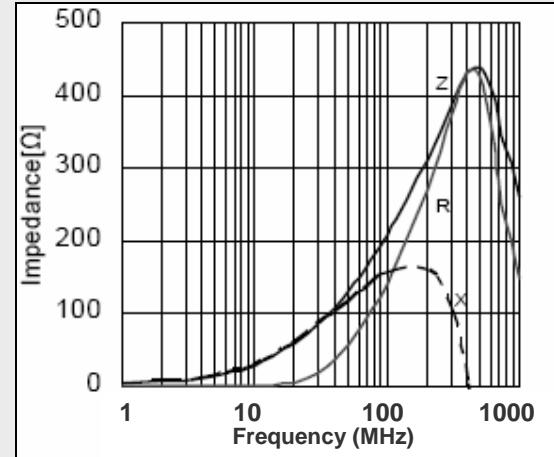
SMB-100505-F2-121A



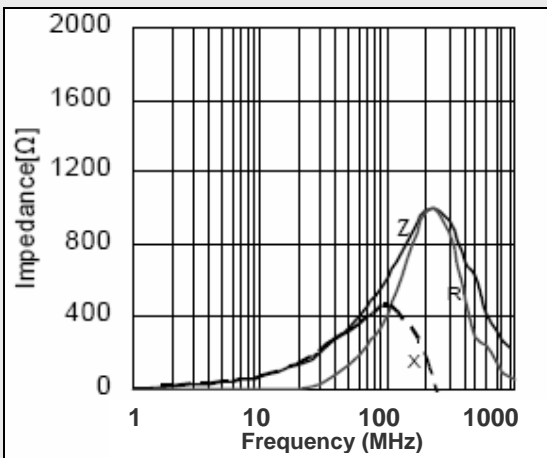
SMB-100505-F2-151A



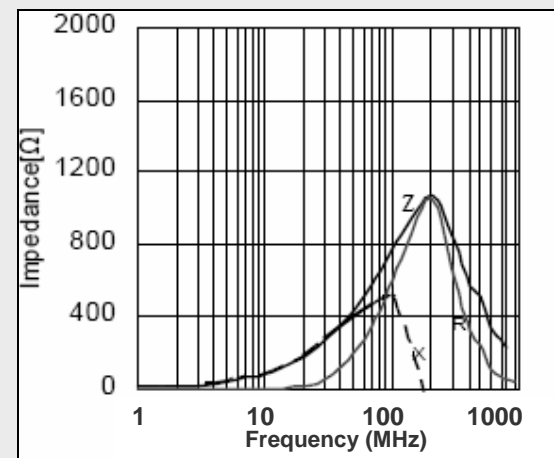
SMB-100505-F2-201A



SMB-100505-F2-601A



SMB-100505-F2-801A

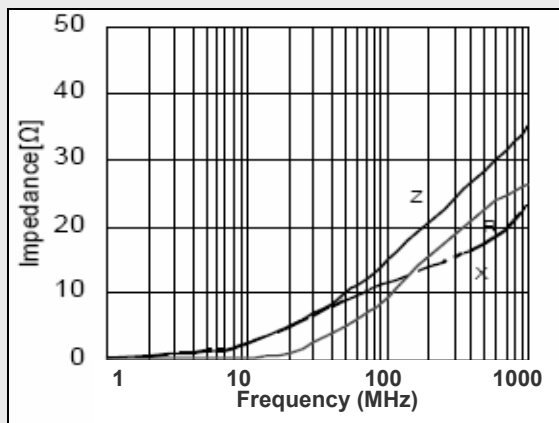


◆ PRODUCT SPECIFICATION

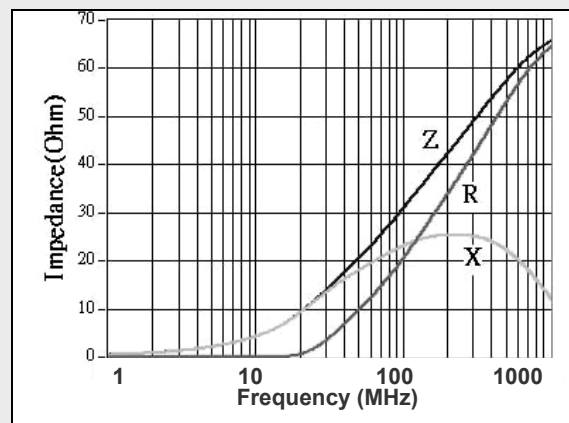
Part Number	Impedance (Ω) at 100 MHz	DCR (Ω) Max.	Rated Current (mA) Max.
SMB-160808-F2-150A	15 \pm 25%	0.20	1000
SMB-160808-F2-310A	31 \pm 25%	0.25	500
SMB-160808-F2-700A	70 \pm 25%	0.30	300
SMB-160808-F2-800A	80 \pm 25%	0.30	300
SMB-160808-F2-101A	100 \pm 25%	0.35	200
SMB-160808-F2-121A	120 \pm 25%	0.35	200
SMB-160808-F2-151A	150 \pm 25%	0.35	200
SMB-160808-F2-181A	181 \pm 25%	0.50	200
SMB-160808-F2-221A	220 \pm 25%	0.50	200
SMB-160808-F2-301A	300 \pm 25%	0.50	150
SMB-160808-F2-501A	500 \pm 25%	0.60	150
SMB-160808-F2-601A	600 \pm 25%	0.70	100
SMB-160808-F2-801A	800 \pm 25%	0.80	100
SMB-160808-F2-102A	1000 \pm 25%	0.90	100
SMB-160808-F2-122A	1200 \pm 25%	1.00	100
SMB-160808-F2-152A	1500 \pm 25%	1.00	50

◆ TYPICAL ELECTRICAL CHARACTERISTIC CURVES

SMB-160808-F2-150A

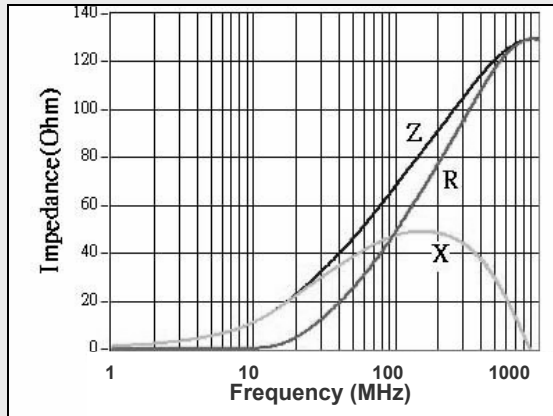


SMB-160808-F2-310A

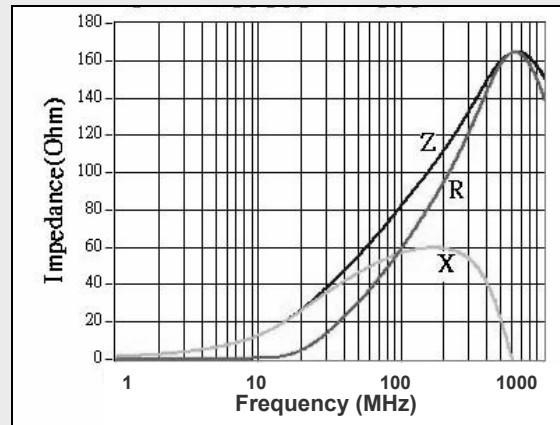


◆ TYPICAL ELECTRICAL CHARACTERISTIC CURVES

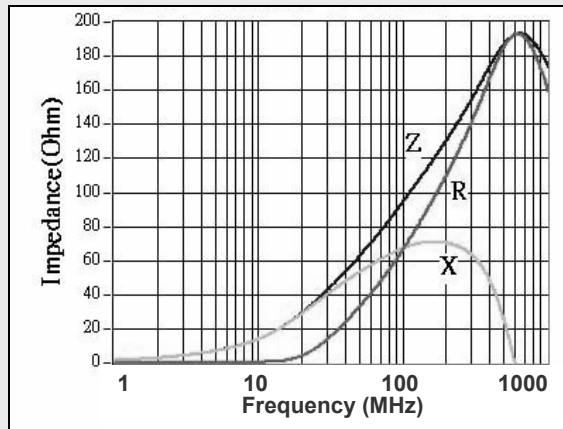
SMB-160808-F2-700A



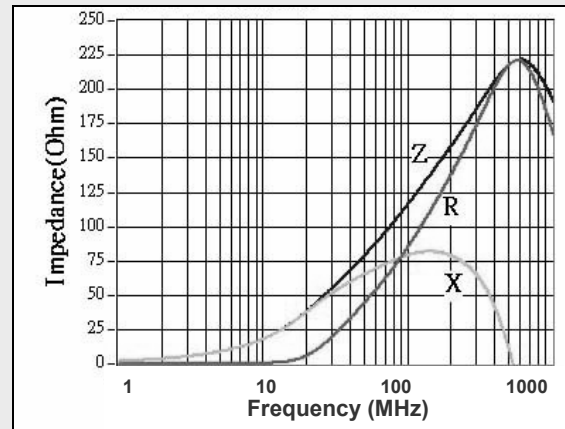
SMB-160808-F2-800A



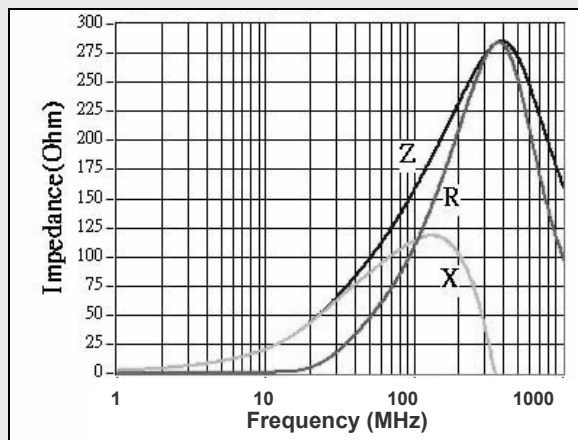
SMB-160808-F2-101A



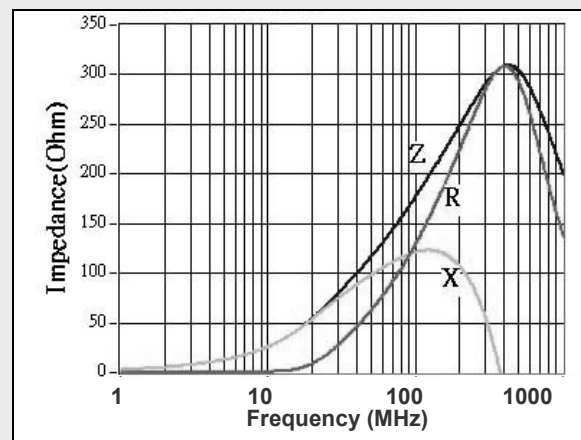
SMB-160808-F2-121A



SMB-160808-F2-151A

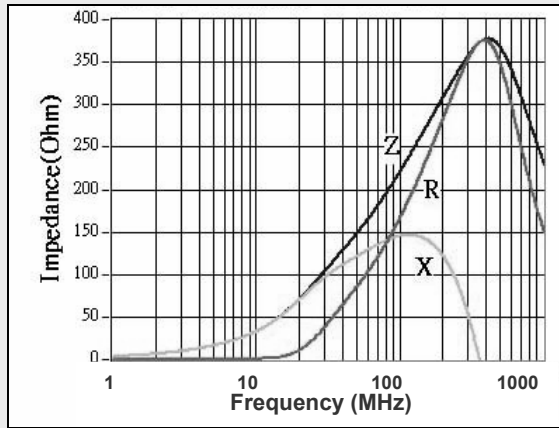


SMB-160808-F2-181A

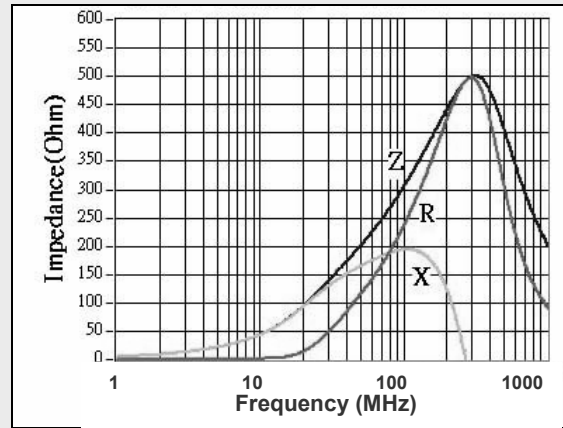


◆ TYPICAL ELECTRICAL CHARACTERISTIC CURVES

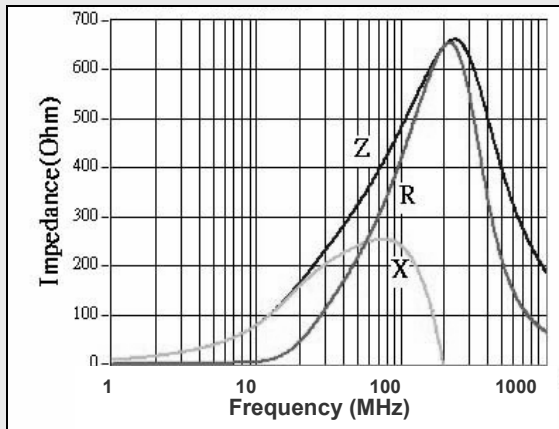
SMB-160808-F2-221A



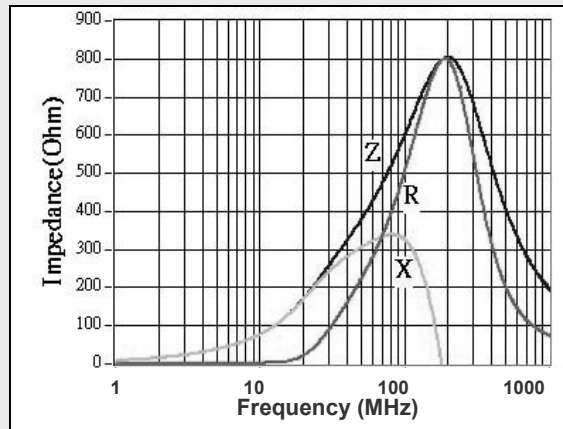
SMB-160808-F2-301A



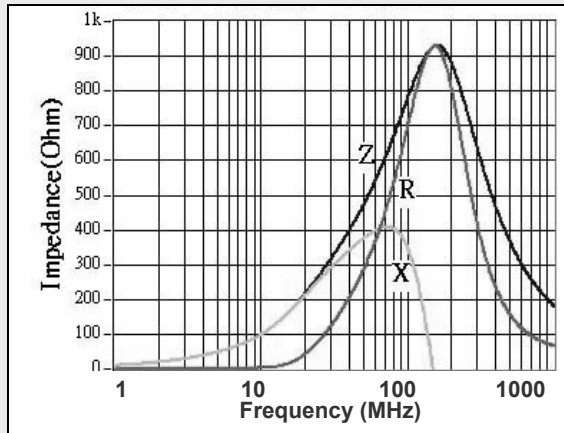
SMB-160808-F2-501A



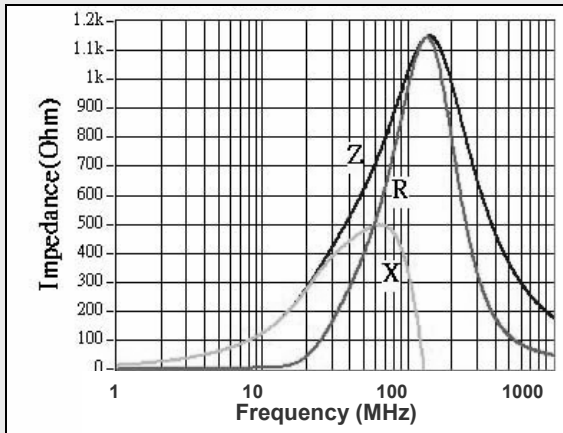
SMB-160808-F2-601A



SMB-160808-F2-801A

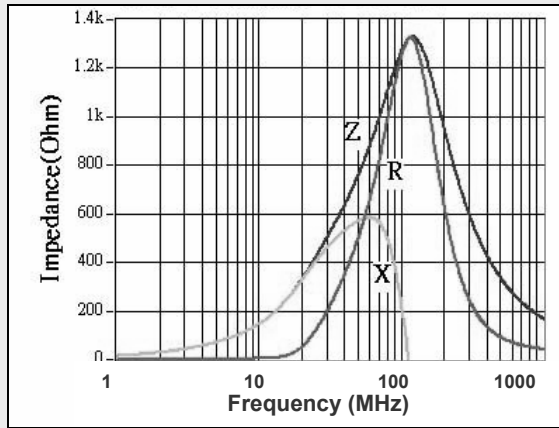


SMB-160808-F2-102A

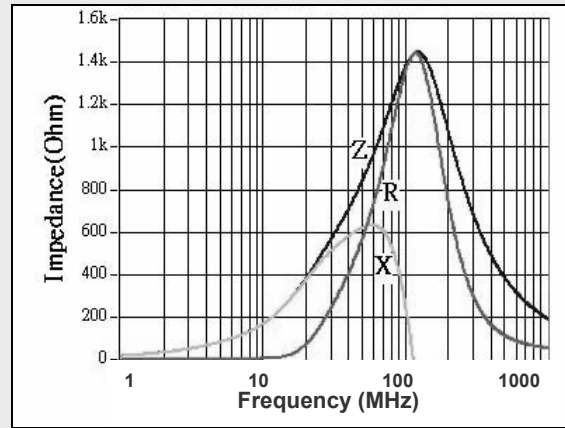


◆ TYPICAL ELECTRICAL CHARACTERISTIC CURVES

SMB-160808-F2-122A



SMB-160808-F2-152A

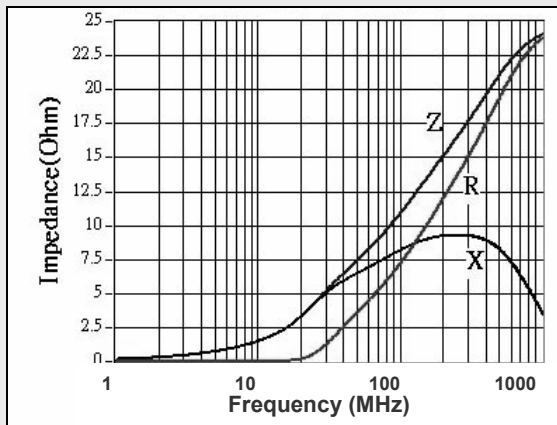


◆ PRODUCT SPECIFICATIONS

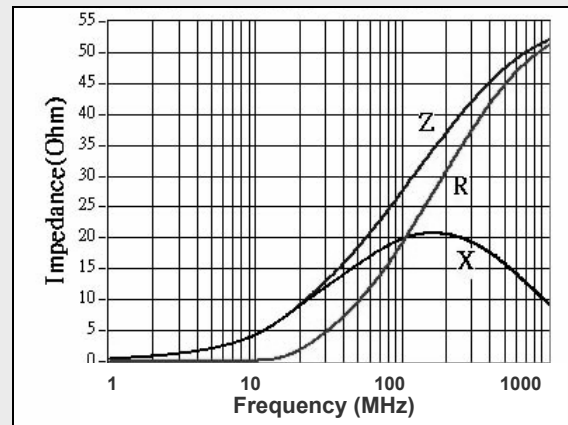
Part Number	Impedance (Ω) at 100 MHz	DCR (Ω) Max.	Rated Current (mA) Max.
SMB-201209-F2-110A	11 \pm 25%	0.20	600
SMB-201209-F2-260A	26 \pm 25%	0.20	400
SMB-201209-F2-310A	31 \pm 25%	0.30	400
SMB-201209-F2-500A	50 \pm 25%	0.35	400
SMB-201209-F2-600A	60 \pm 25%	0.40	400
SMB-201209-F2-800A	80 \pm 25%	0.40	400
SMB-201209-F2-101A	100 \pm 25%	0.40	400
SMB-201209-F2-121A	120 \pm 25%	0.40	300
SMB-201209-F2-151A	150 \pm 25%	0.40	300
SMB-201209-F2-221A	220 \pm 25%	0.40	300
SMB-201209-F2-301A	300 \pm 25%	0.40	300
SMB-201209-F2-501A	500 \pm 25%	0.40	200
SMB-201209-F2-601A	600 \pm 25%	0.45	200
SMB-201209-F2-801A	800 \pm 25%	0.60	150
SMB-201209-F2-102A	1000 \pm 25%	0.60	100
SMB-201209-F2-122A	1200 \pm 25%	0.70	100
SMB-201209-F2-152A	1500 \pm 25%	0.90	100
SMB-201209-F2-202A	2000 \pm 25%	1.00	50

◆ TYPICAL ELECTRICAL CHARACTERISTIC CURVES

SMB-201209-F2-110A

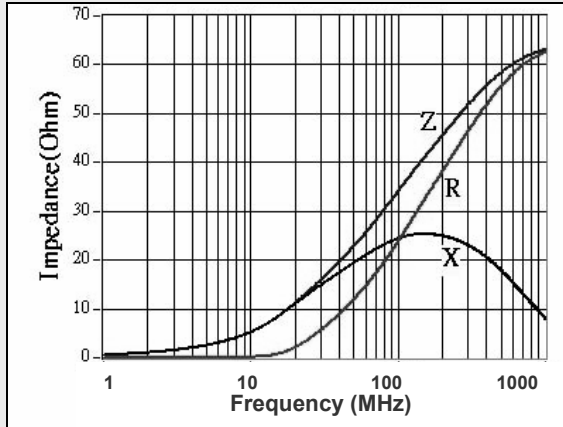


SMB-201209-F2-260A

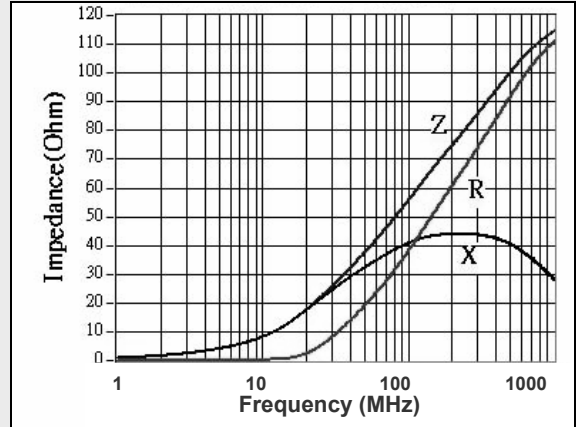


◆ TYPICAL ELECTRICAL CHARACTERISTIC CURVES

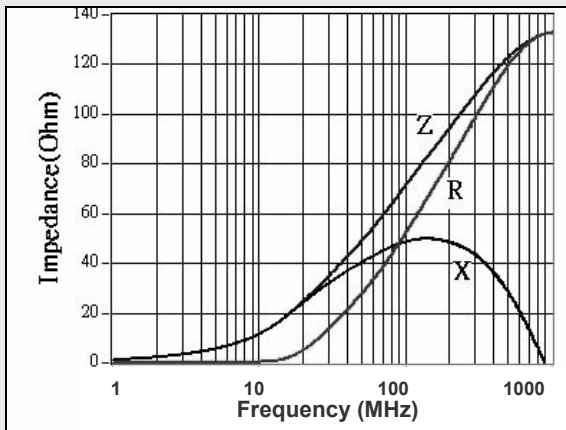
SMB-201209-F2-310A



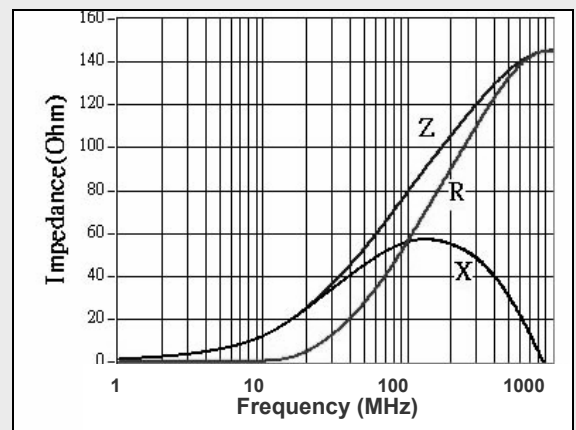
SMB-201209-F2-500A



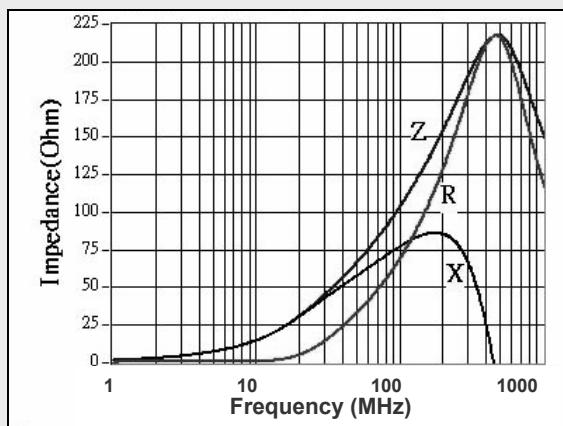
SMB-201209-F2-600A



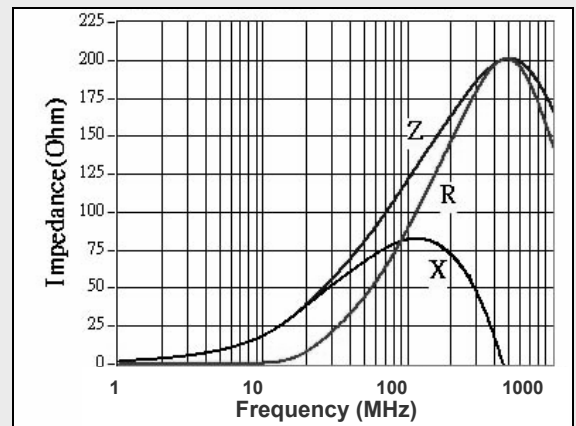
SMB-201209-F2-800A



SMB-201209-F2-101A

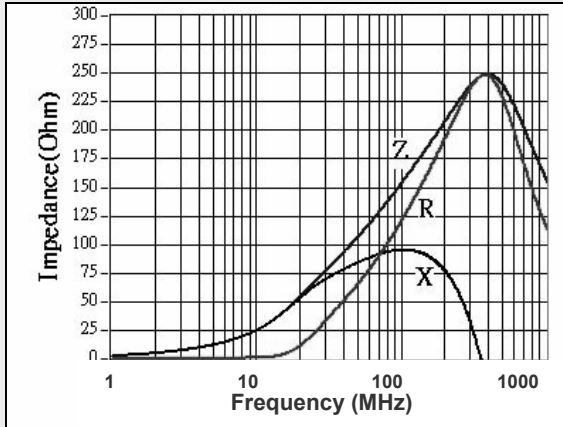


SMB-201209-F2-121A

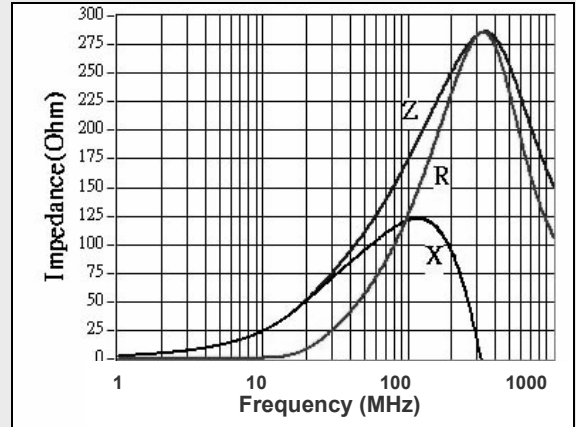


◆ TYPICAL ELECTRICAL CHARACTERISTIC CURVES

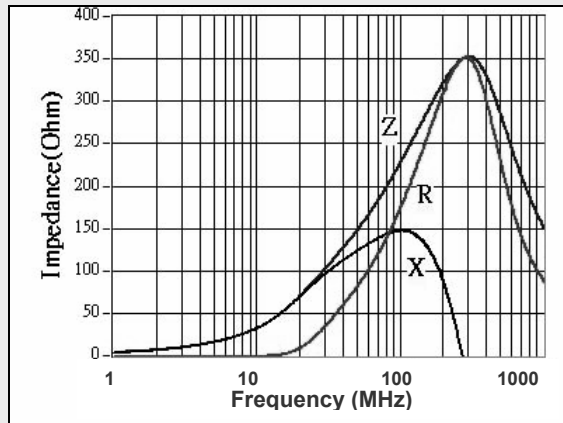
SMB-201209-F2-151A



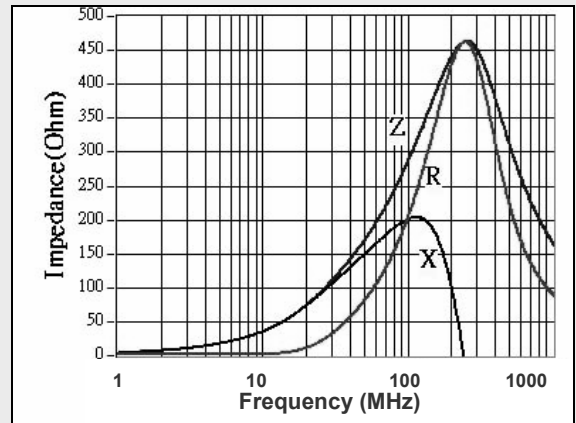
SMB-201209-F2-181A



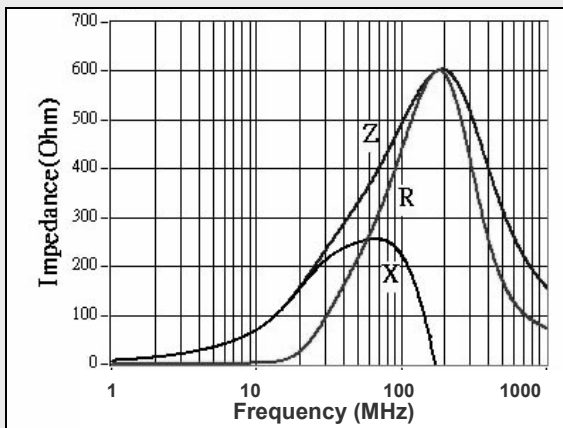
SMB-201209-F2-221A



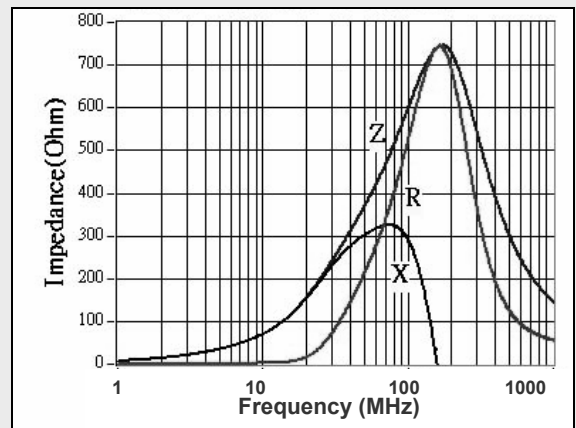
SMB-201209-F2-301A



SMB-201209-F2-501A

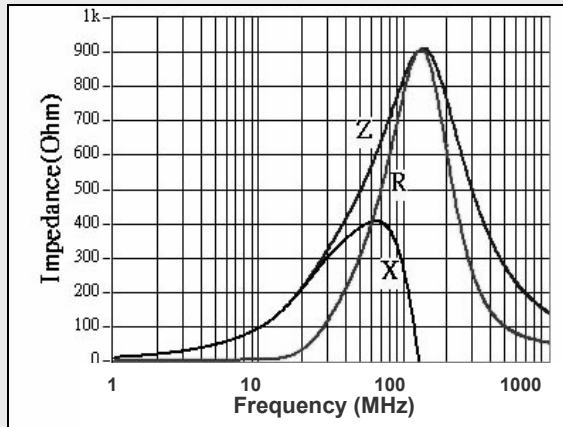


SMB-201209-F2-601A

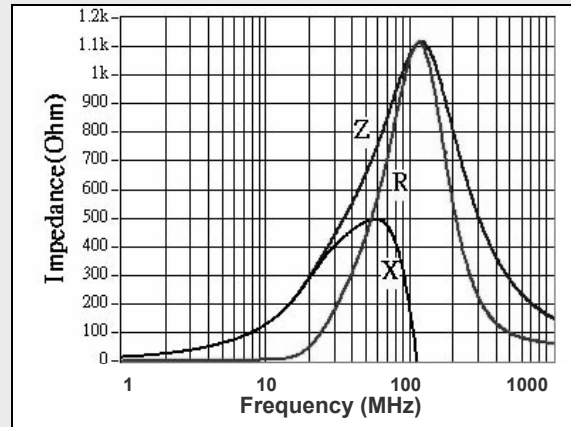


◆ TYPICAL ELECTRICAL CHARACTERISTIC CURVES

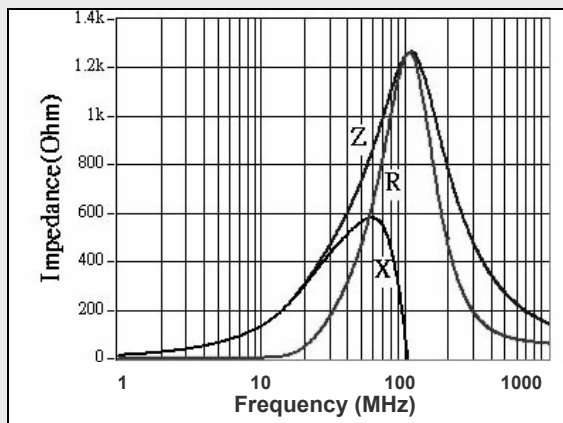
SMB-201209-F2-801A



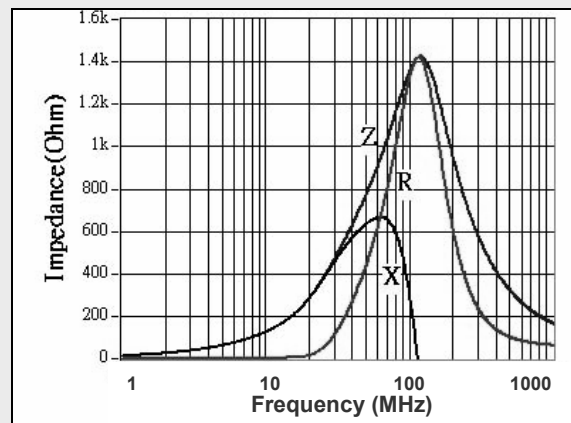
SMB-201209-F2-102A



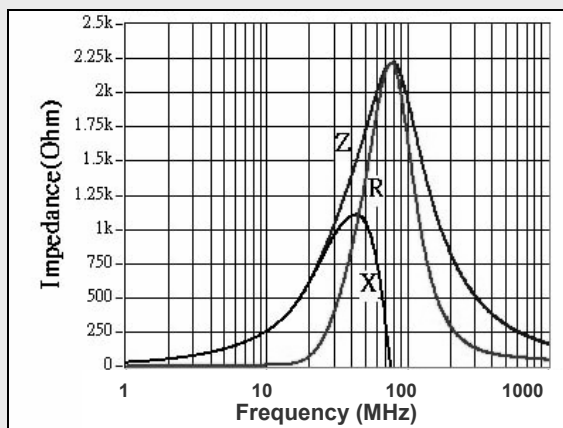
SMB-201209-F2-122A



SMB-201209-F2-152A



SMB-201209-F2-202A

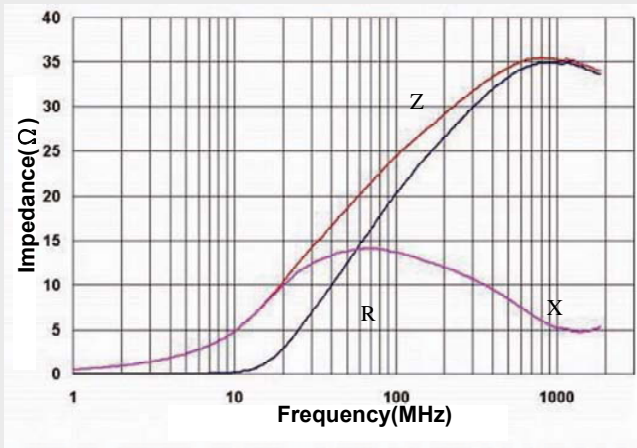


◆ PRODUCT SPECIFICATIONS

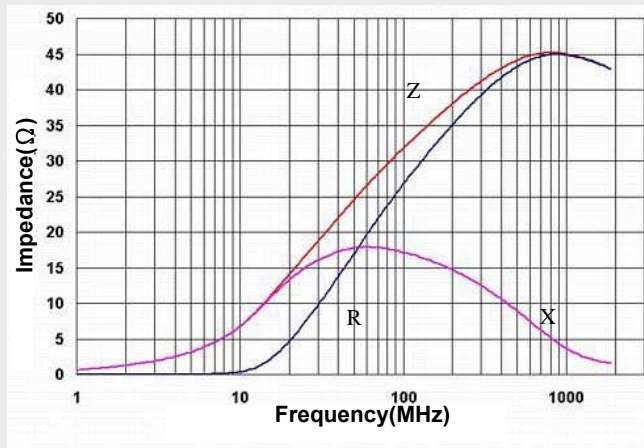
Part Number	Impedance (Ω)	Test freq MHz	DCR (Ω) Max.	Rate Current (mA) Max.
SMB-321611-E1-260A	26 \pm 25%	100	0.05	600
SMB-321611-E1-310A	31 \pm 25%	100	0.05	600
SMB-321611-E1-600A	60 \pm 25%	100	0.10	500
SMB-321611-E2-800A	80 \pm 25%	100	0.15	500
SMB-321611-E2-121A	120 \pm 25%	100	0.15	500
SMB-321611-E2-151A	150 \pm 25%	100	0.15	500
SMB-321611-E2-201A	200 \pm 25%	100	0.20	400
SMB-321611-E2-221A	220 \pm 25%	100	0.20	400
SMB-321611-E2-301A	300 \pm 25%	100	0.20	400
SMB-321611-E2-501A	500 \pm 25%	100	0.20	400
SMB-321611-E2-601A	600 \pm 25%	100	0.30	400
SMB-321611-E2-102A	1000 \pm 25%	50	0.40	200
SMB-321611-E2-122A	1200 \pm 25%	50	0.40	200

◆ TYPICAL ELECTRICAL CHARACTERISTIC CURVES

SMB-321611-E1-260A

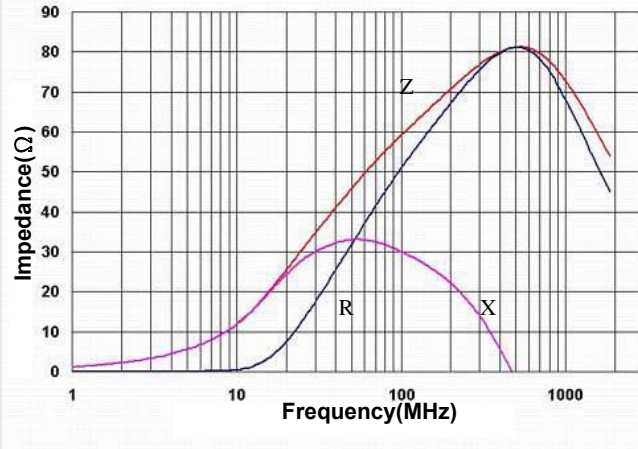


SMB-321611-E1-310A

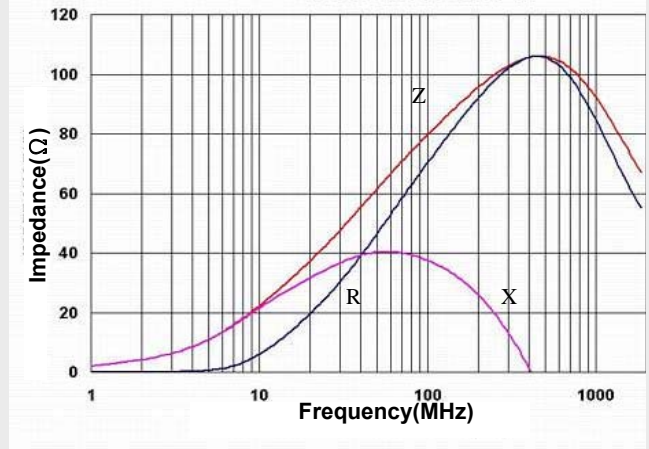


◆ TYPICAL ELECTRICAL CHARACTERISTIC CURVES

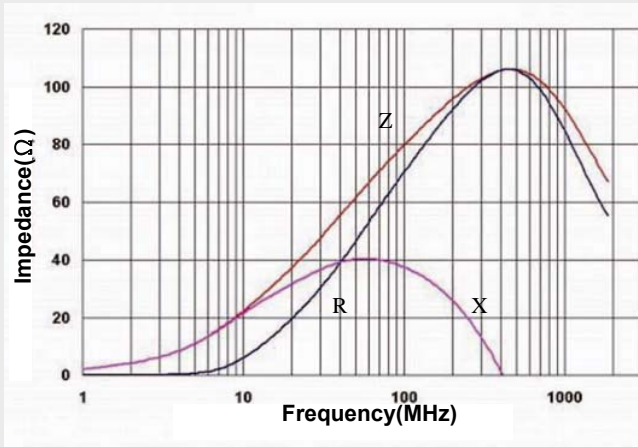
SMB-321611-E1-600A



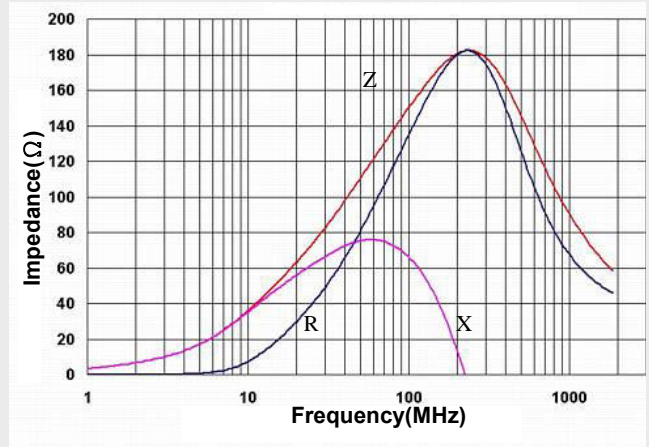
SMB-321611-E2-800A



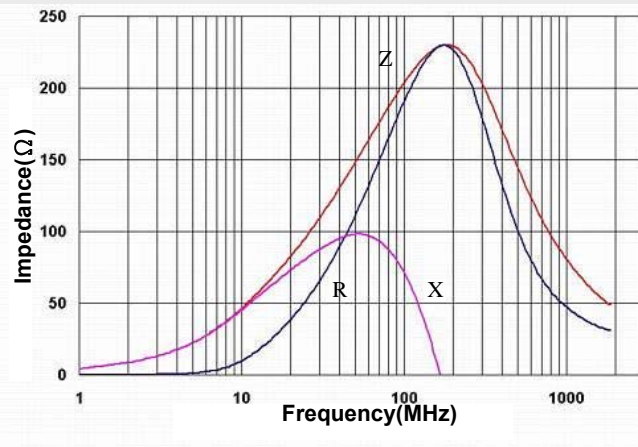
SMB-321611-E2-121A



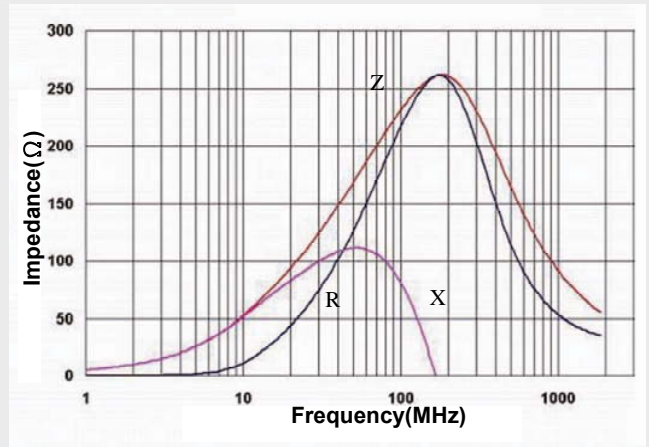
SMB-321611-E2-151A



SMB-321611-E2-201A

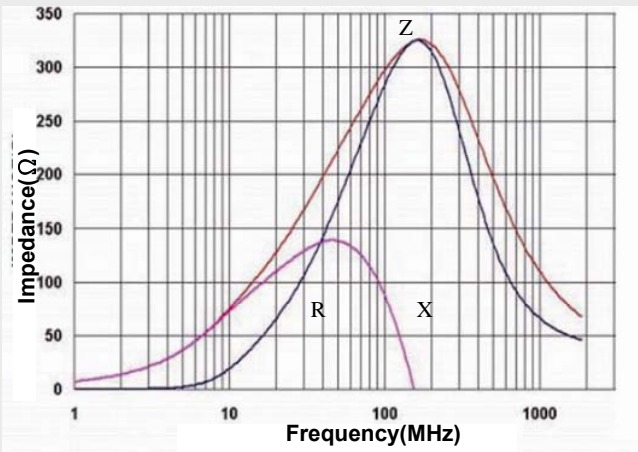


SMB-321611-E2-221A

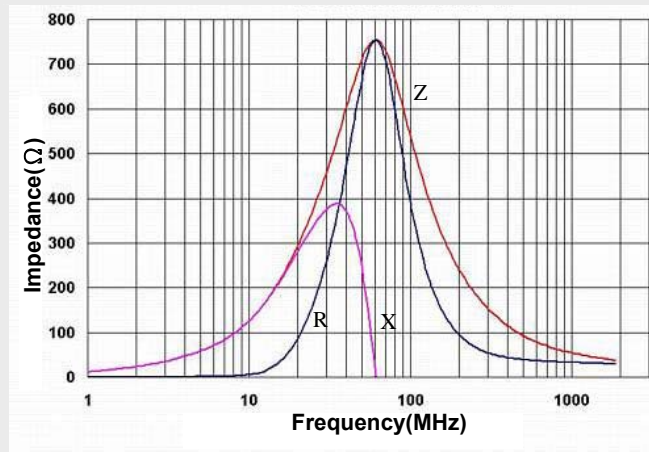


◆ TYPICAL ELECTRICAL CHARACTERISTIC CURVES

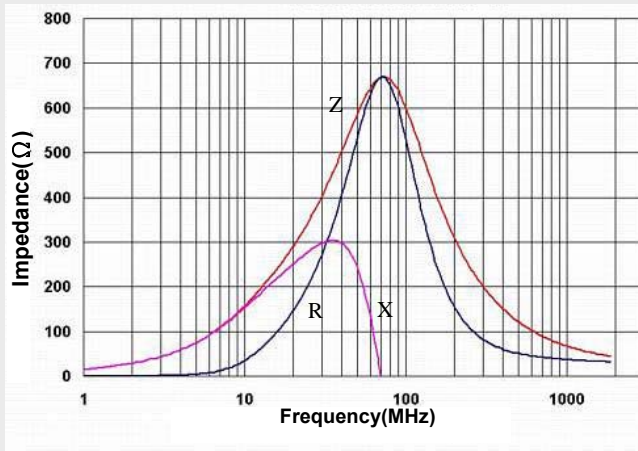
SMB-321611-E2-301A



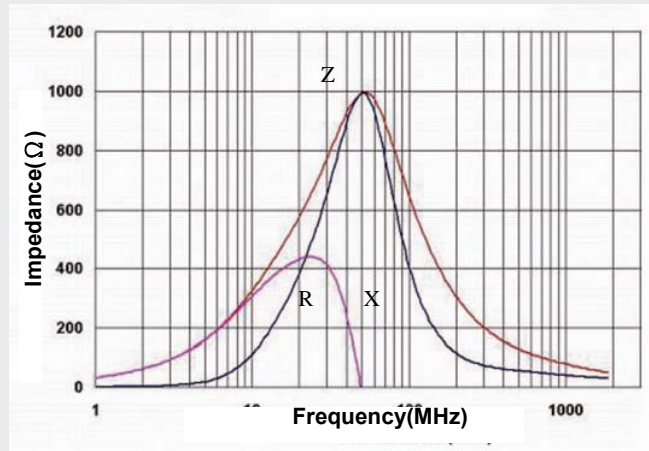
SMB-321611-E2-501A



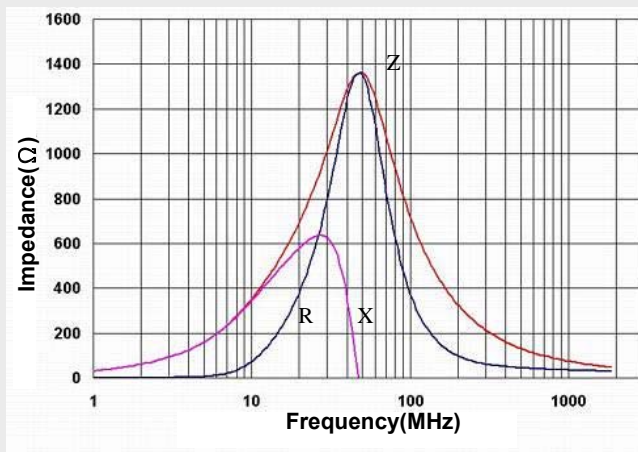
SMB-321611-E2-601A



SMB-321611-E2-102A



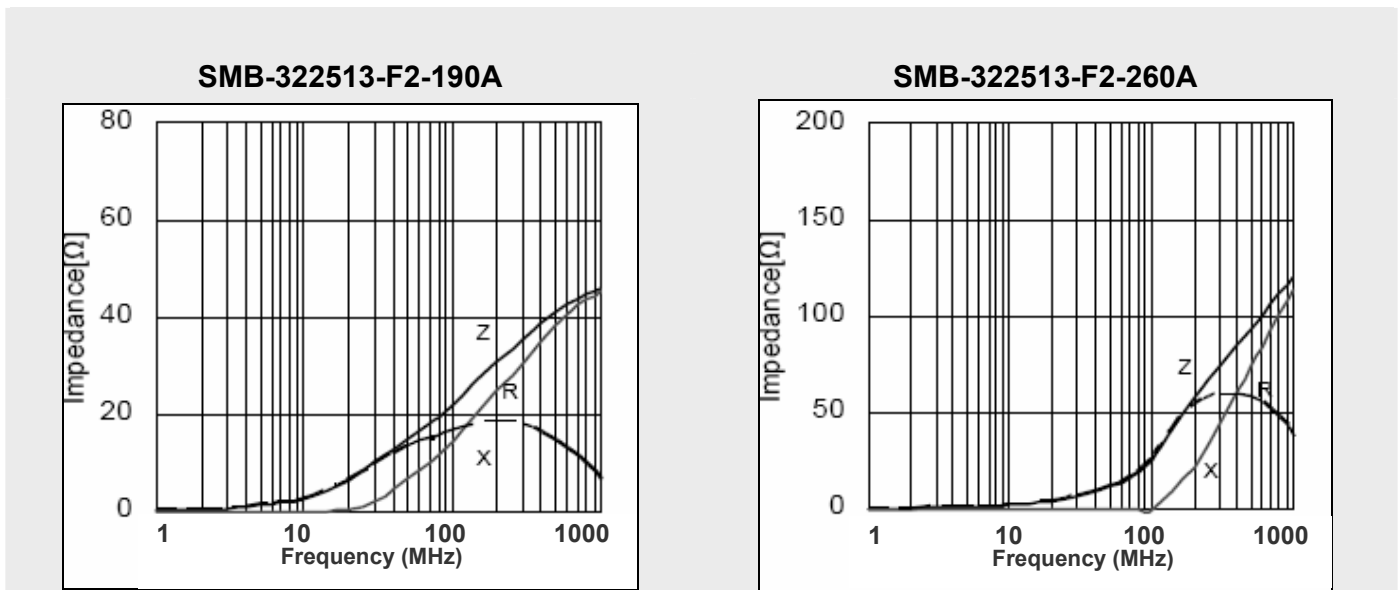
SMB-321611-E2-122A



◆ PRODUCT SPECIFICATIONS

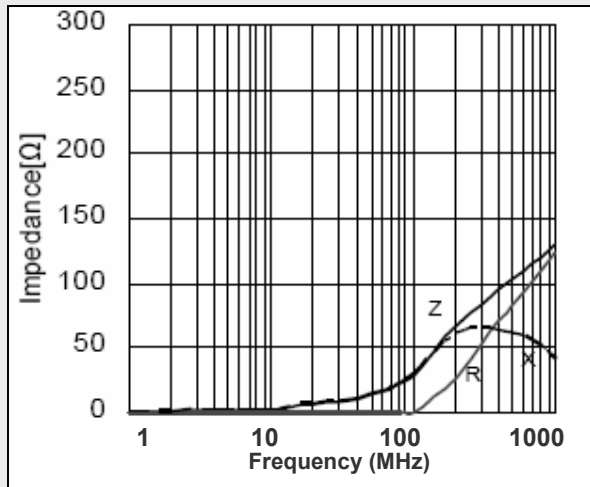
Part Number	Impedance (Ω) at 100 MHz	DCR (Ω) Max.	Rate Current (mA) Max.
SMB-322513-F2-190A	19 \pm 25%	0.20	500
SMB-322513-F2-260A	26 \pm 25%	0.20	500
SMB-322513-F2-310A	31 \pm 25%	0.20	500
SMB-322513-F2-600A	60 \pm 25%	0.30	300
SMB-322513-F2-800A	80 \pm 25%	0.30	300
SMB-322513-F2-121A	120 \pm 25%	0.35	300
SMB-322513-F2-151A	150 \pm 25%	0.40	300
SMB-322513-F2-181A	180 \pm 25%	0.40	300
SMB-322513-F2-221A	220 \pm 25%	0.45	300
SMB-322513-F2-601A	600 \pm 25%	0.50	200
SMB-322513-F2-801A	800 \pm 25%	0.60	200
SMB-322513-F2-102A	1000 \pm 25%	0.60	200

◆ TYPICAL ELECTRICAL CHARACTERISTIC CURVES

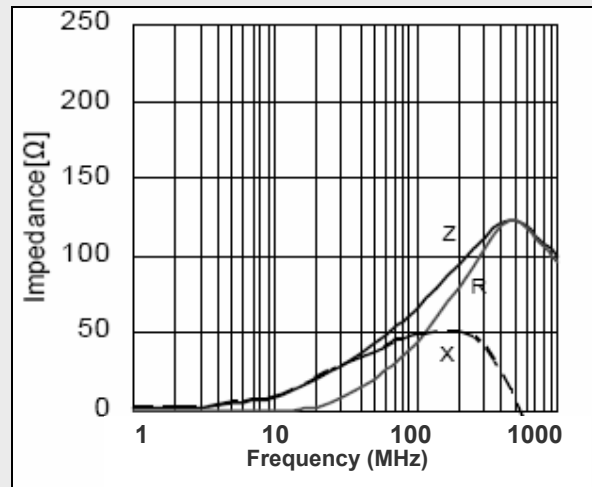


◆ TYPICAL ELECTRICAL CHARACTERISTIC CURVES

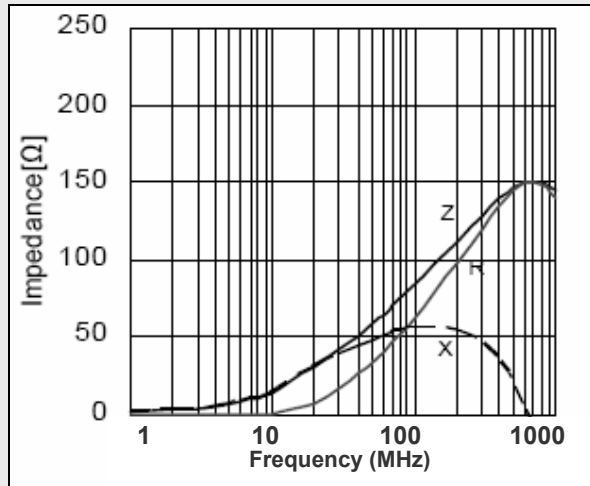
SMB-322513-F2-310A



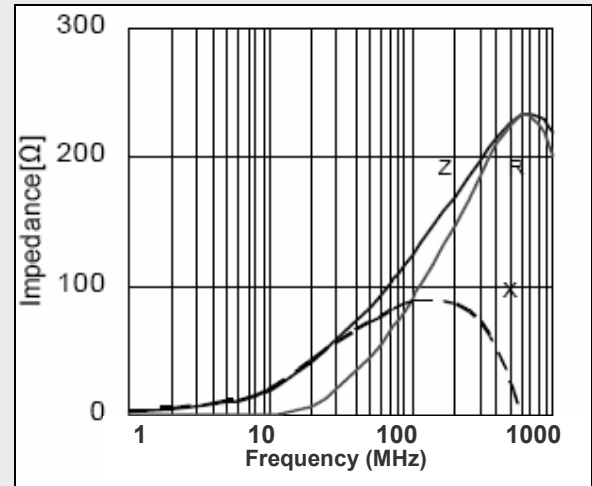
SMB-322513-F2-600A



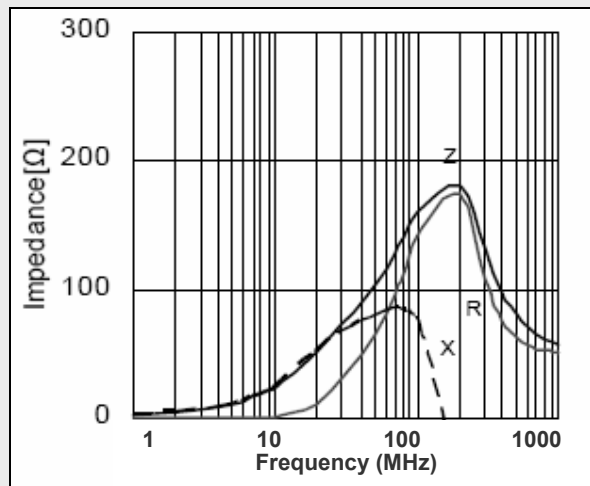
SMB-322513-F2-800A



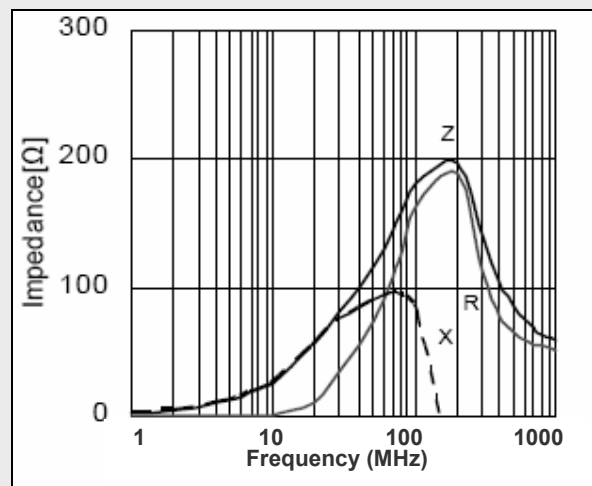
SMB-322513-F2-121A



SMB-322513-F2-151A

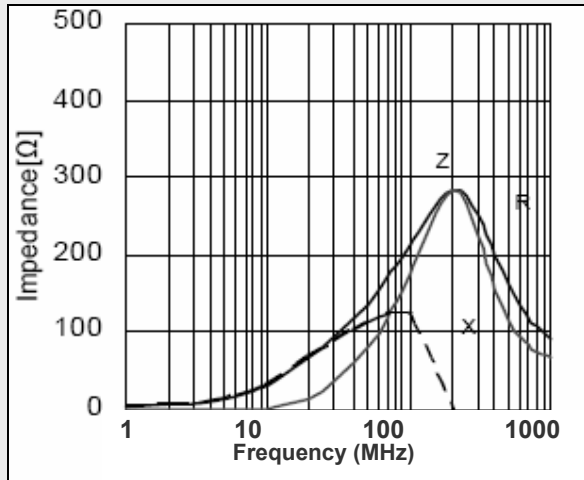


SMB-322513-F2-181A

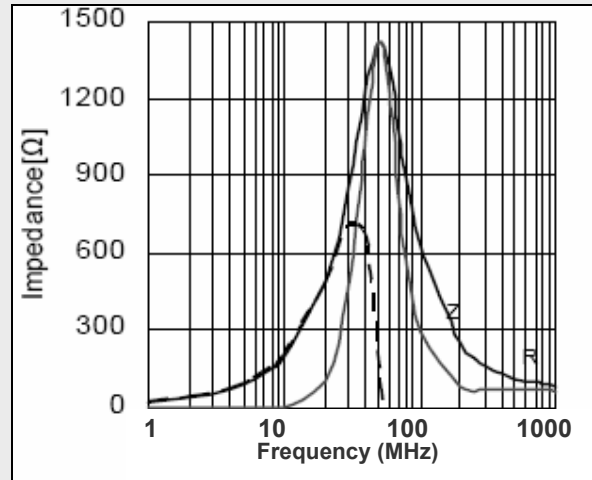


◆ TYPICAL ELECTRICAL CHARACTERISTIC CURVES

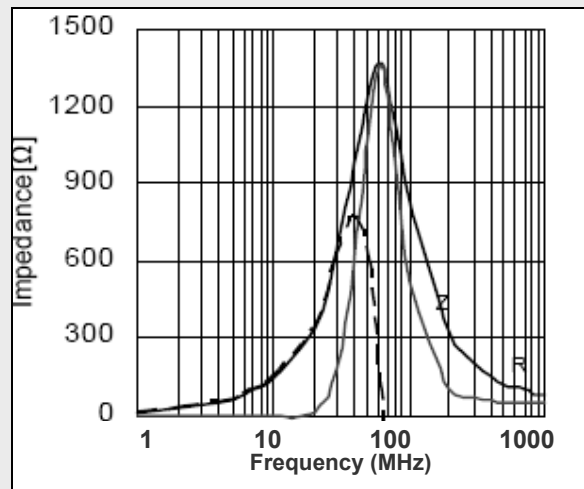
SMB-322513-F2-221A



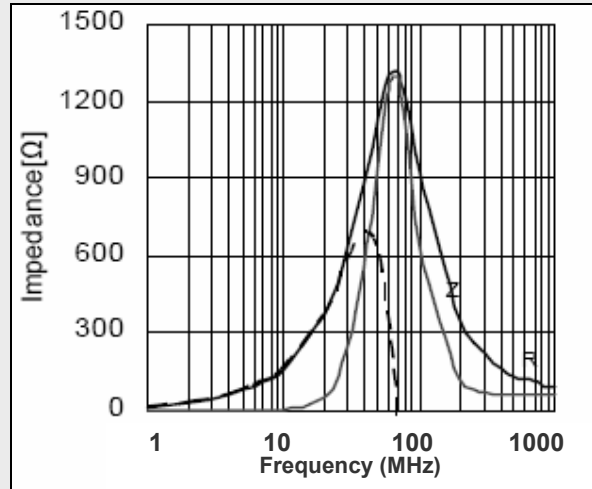
SMB-322513-F2-601A



SMB-322513-F2-801A



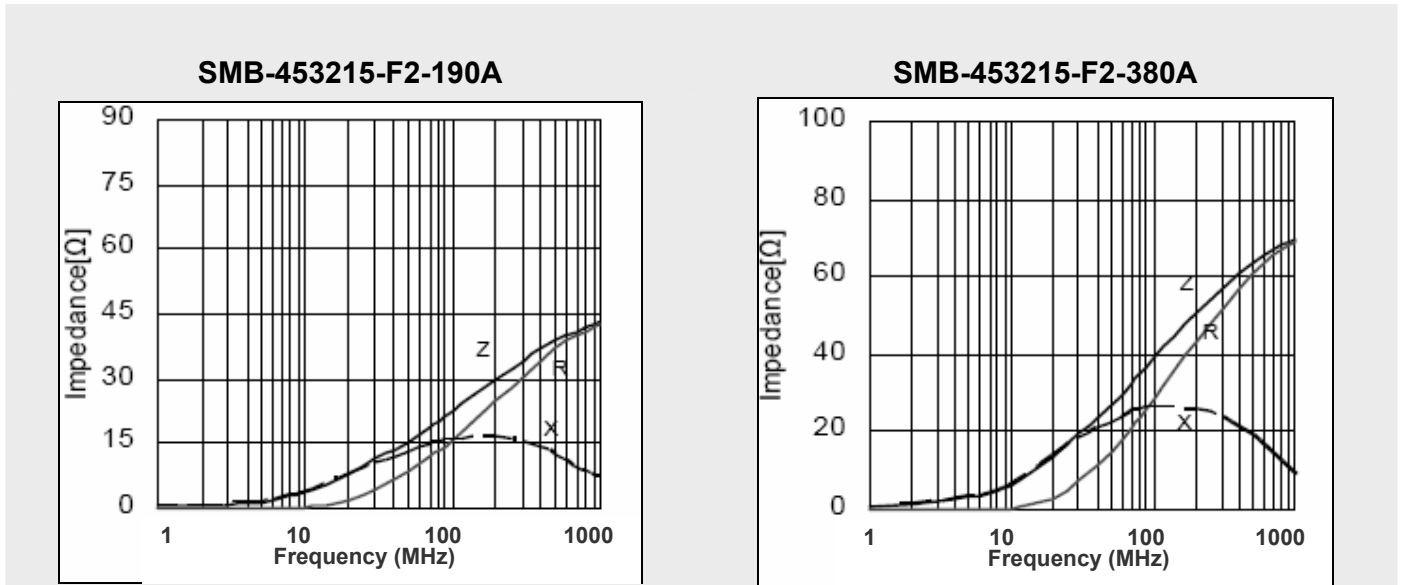
SMB-322513-F2-102A



◆ PRODUCT SPECIFICATIONS

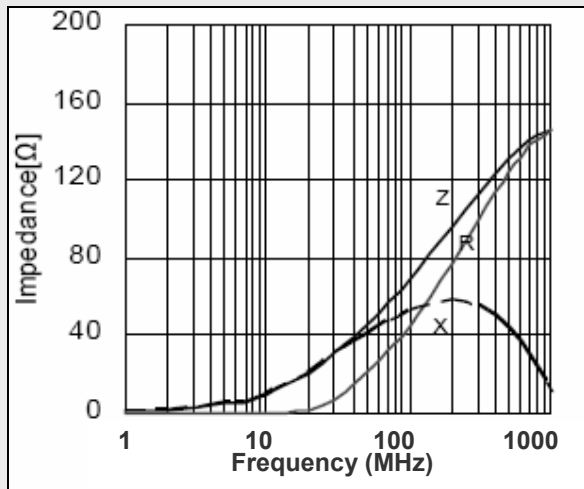
Part Number	Impedance (Ω) at 100 MHz	DCR (Ω) Max.	Rate Current (mA) Max.
SMB-453215-F2-190A	19 \pm 25%	0.10	500
SMB-453215-F2-380A	38 \pm 25%	0.15	500
SMB-453215-F2-700A	70 \pm 25%	0.20	400
SMB-453215-F2-800A	80 \pm 25%	0.20	400
SMB-453215-F2-101A	100 \pm 25%	0.20	400
SMB-453215-F2-121A	120 \pm 25%	0.25	400
SMB-453215-F2-301A	300 \pm 25%	0.30	300

◆ TYPICAL ELECTRICAL CHARACTERISTIC CURVES

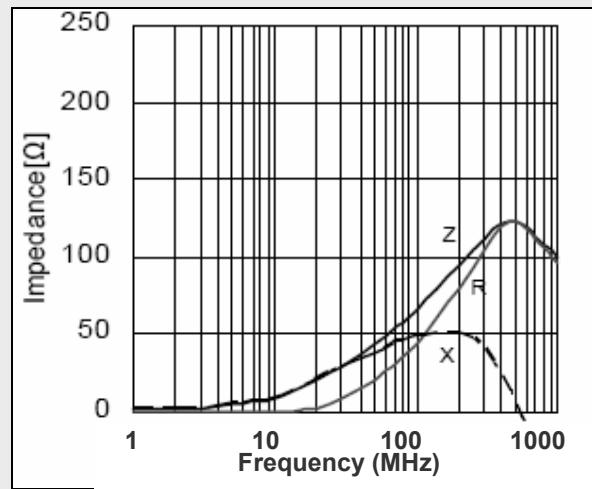


◆ TYPICAL ELECTRICAL CHARACTERISTIC CURVES

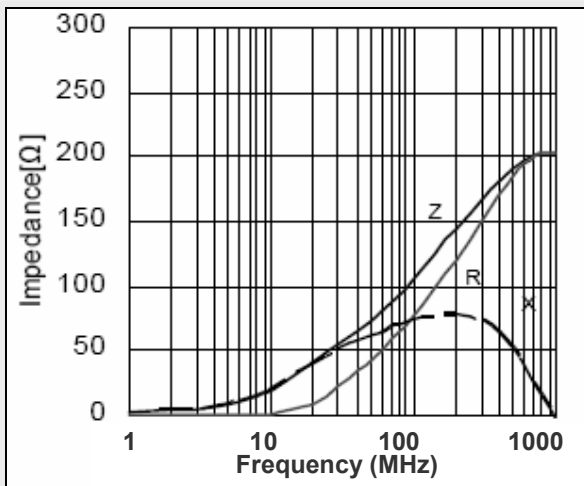
SMB-453215-F2-700A



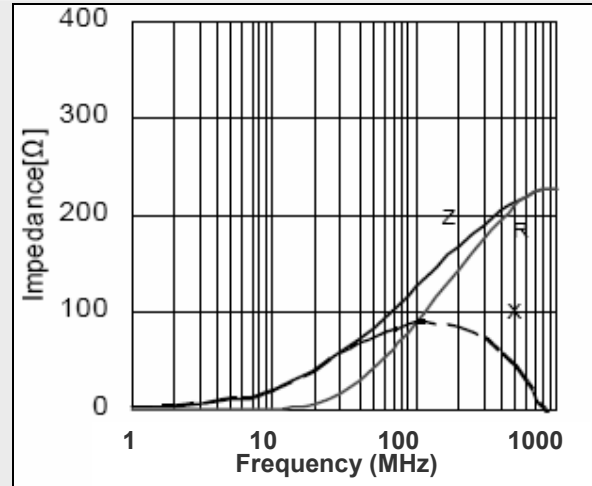
SMB-453215-F2-800A



SMB-453215-F2-101A



SMB-453215-F2-121A



SMB-453215-F2-301A

