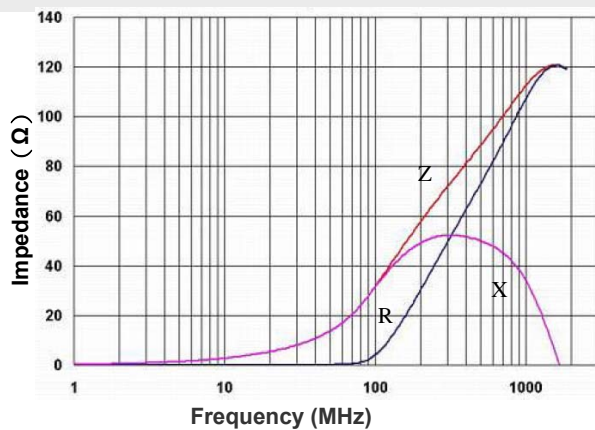


◆ PRODUCT SPECIFICATIONS

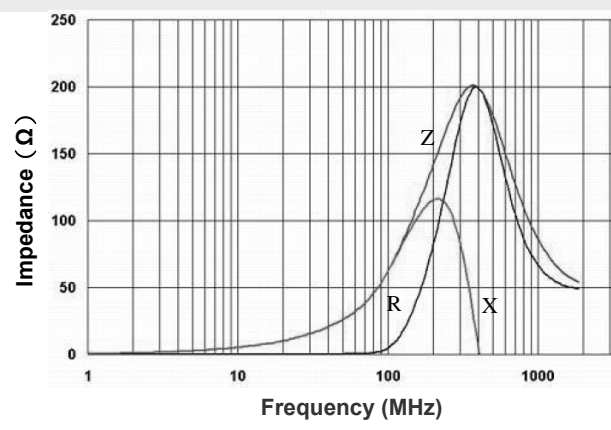
Part Number	Impedance (Ω) at 100 MHz	DCR (Ω) Max.	Rated Current (mA) Max.
SMB-321611-E3-320B	32 \pm 25%	0.15	600
SMB-321611-E3-600B	60 \pm 25%	0.15	500
SMB-321611-E3-800B	80 \pm 25%	0.15	500
SMB-321611-E3-900B	90 \pm 25%	0.15	500
SMB-321611-E3-121B	120 \pm 25%	0.20	500
SMB-321611-E3-151B	150 \pm 25%	0.20	500
SMB-321611-E3-221B	220 \pm 25%	0.30	400
SMB-321611-E3-401B	400 \pm 25%	0.30	400
SMB-321611-E3-601B	600 \pm 25%	0.35	400
SMB-321611-E3-122B	1200 \pm 25%	0.40	300

◆ TYPICAL ELECTRICAL CHARACTERISTIC CURVES

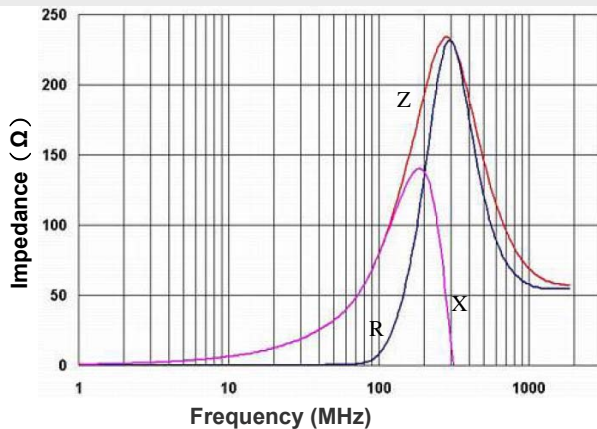
SMB-321611-E3-320B



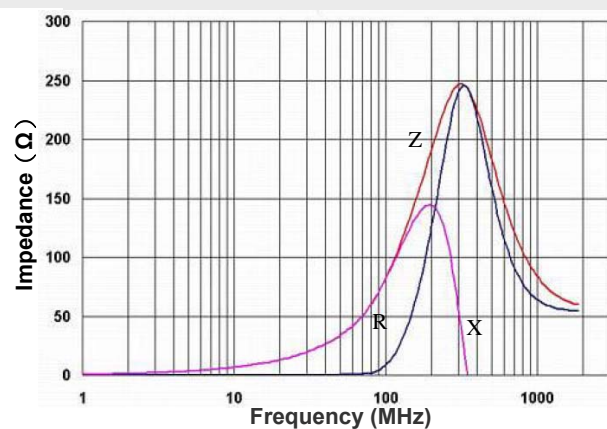
SMB-321611-E3-600B



SMB-321611-E3-800B

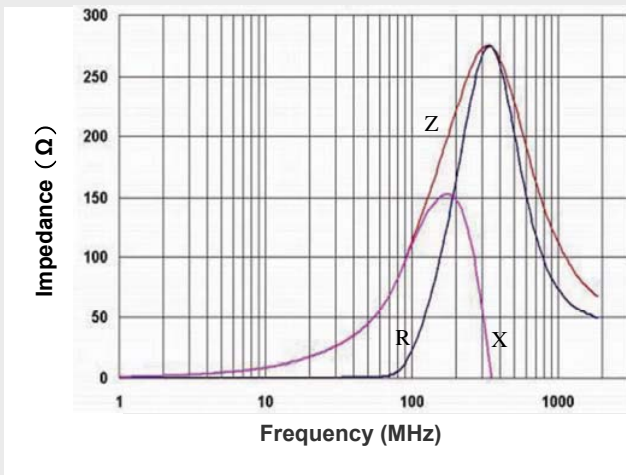


SMB-321611-E3-900B

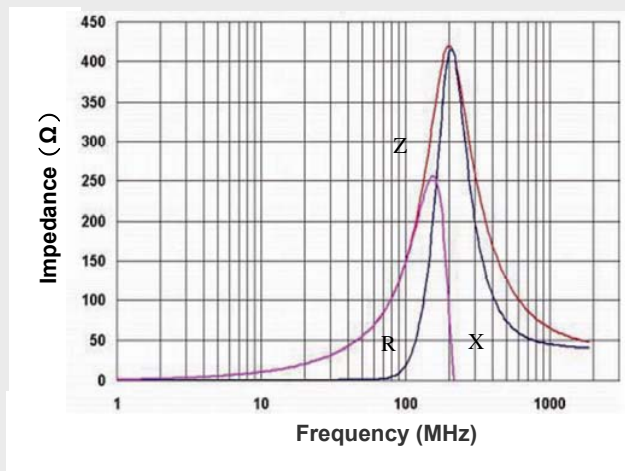


◆ TYPICAL ELECTRICAL CHARACTERISTIC CURVES

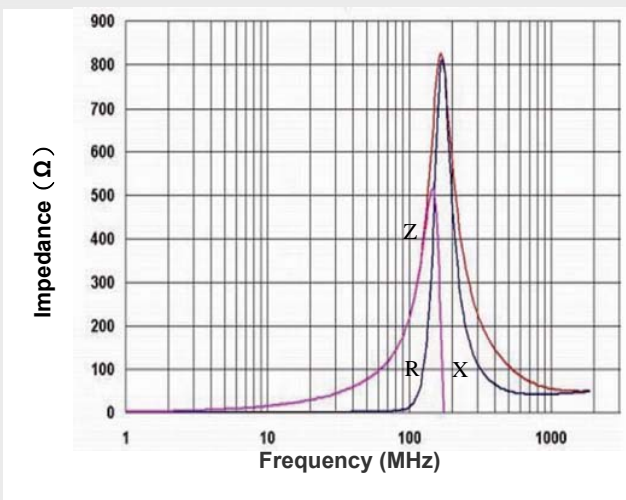
SMB-321611-E3-121B



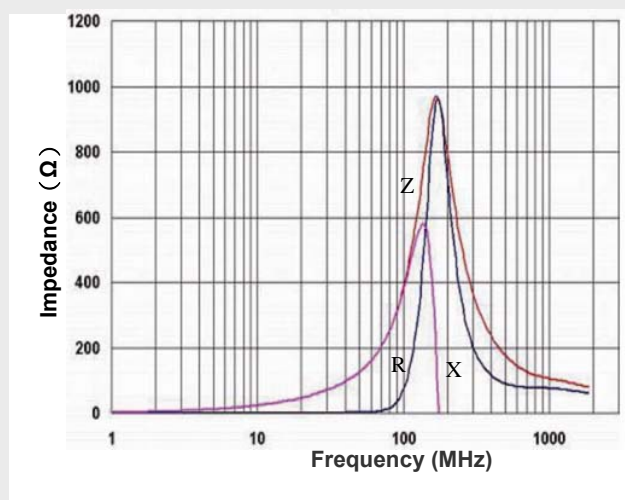
SMB-321611-E3-151B



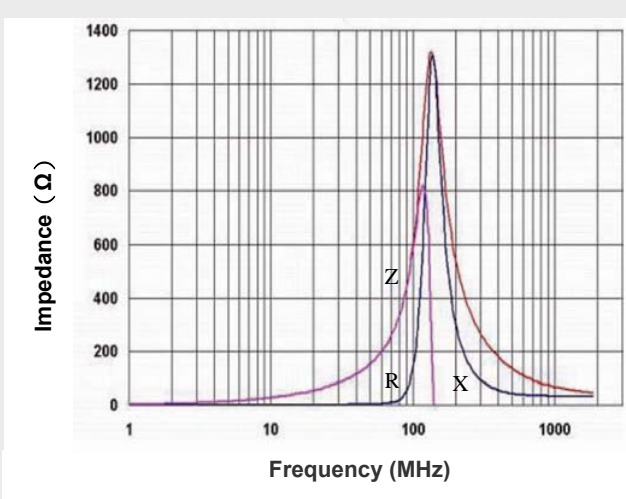
SMB-321611-E3-221B



SMB-321611-E3-401B



SMB-321611-E3-601B



SMB-321611-E3-122B

