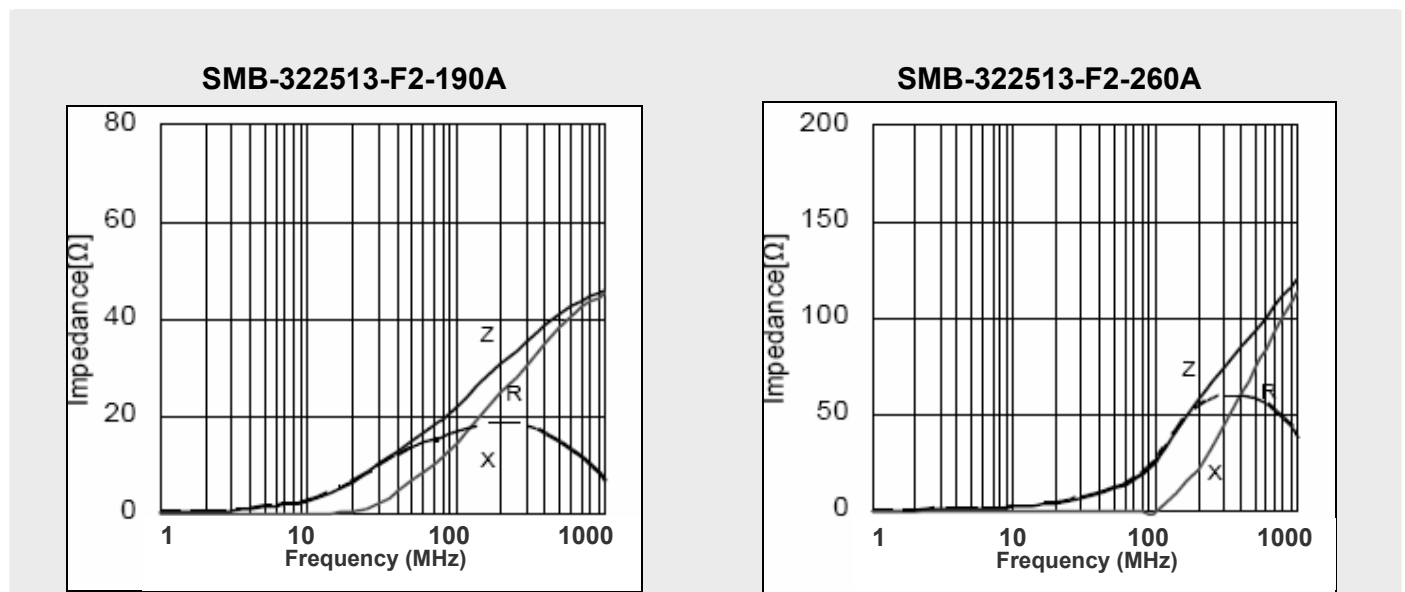


◆ PRODUCT SPECIFICATIONS

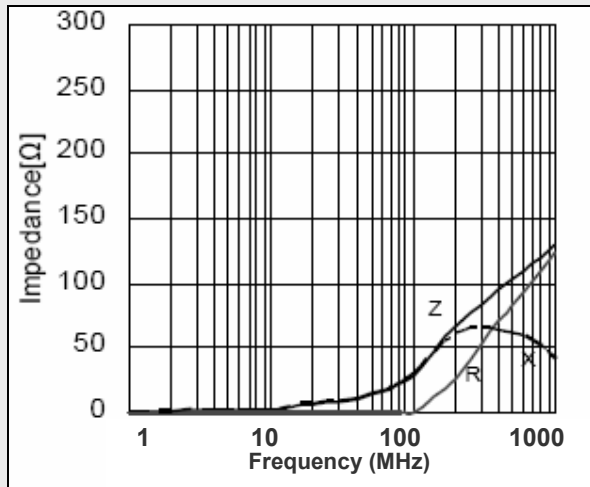
Part Number	Impedance (Ω) at 100 MHz	DCR (Ω) Max.	Rate Current (mA) Max.
SMB-322513-F2-190A	19 \pm 25%	0.20	500
SMB-322513-F2-260A	26 \pm 25%	0.20	500
SMB-322513-F2-310A	31 \pm 25%	0.20	500
SMB-322513-F2-600A	60 \pm 25%	0.30	300
SMB-322513-F2-800A	80 \pm 25%	0.30	300
SMB-322513-F2-121A	120 \pm 25%	0.35	300
SMB-322513-F2-151A	150 \pm 25%	0.40	300
SMB-322513-F2-181A	180 \pm 25%	0.40	300
SMB-322513-F2-221A	220 \pm 25%	0.45	300
SMB-322513-F2-601A	600 \pm 25%	0.50	200
SMB-322513-F2-801A	800 \pm 25%	0.60	200
SMB-322513-F2-102A	1000 \pm 25%	0.60	200

◆ TYPICAL ELECTRICAL CHARACTERISTIC CURVES

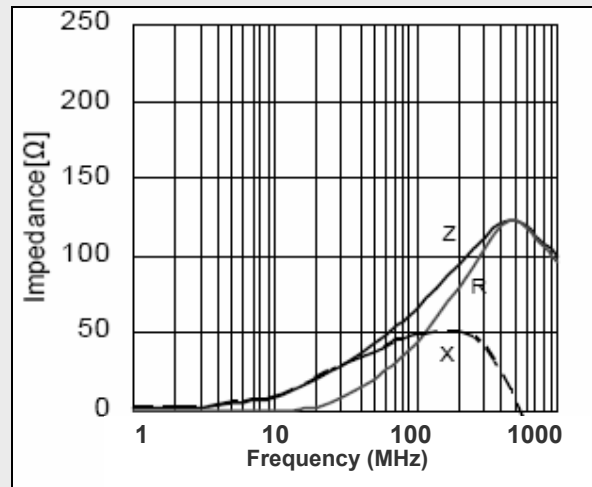


◆ TYPICAL ELECTRICAL CHARACTERISTIC CURVES

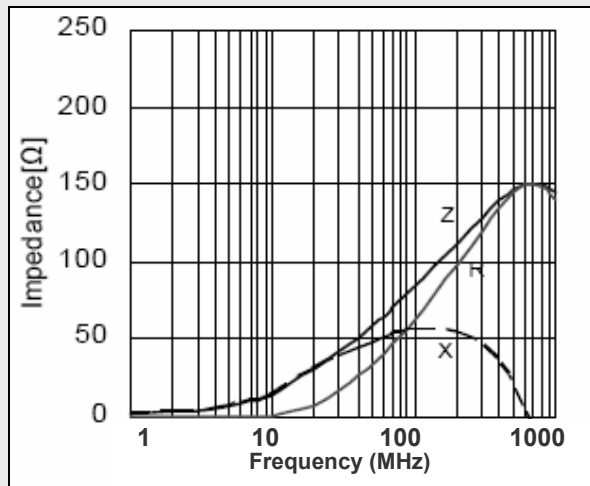
SMB-322513-F2-310A



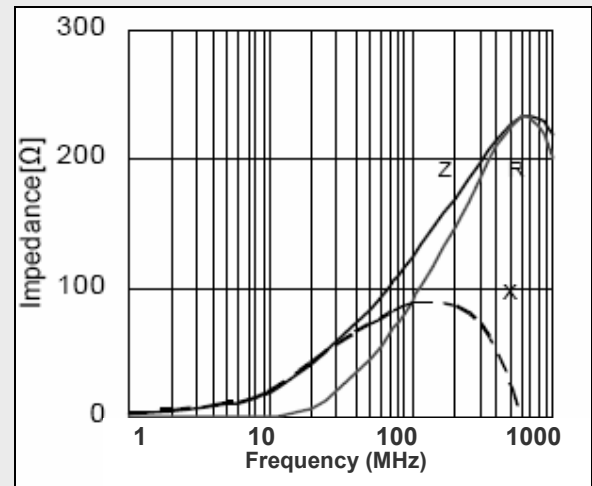
SMB-322513-F2-600A



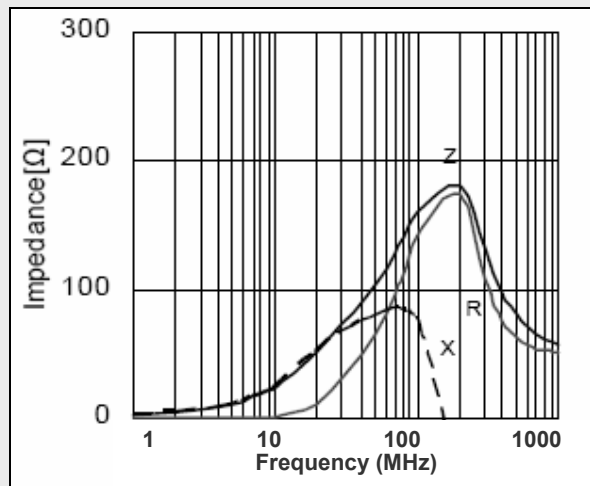
SMB-322513-F2-800A



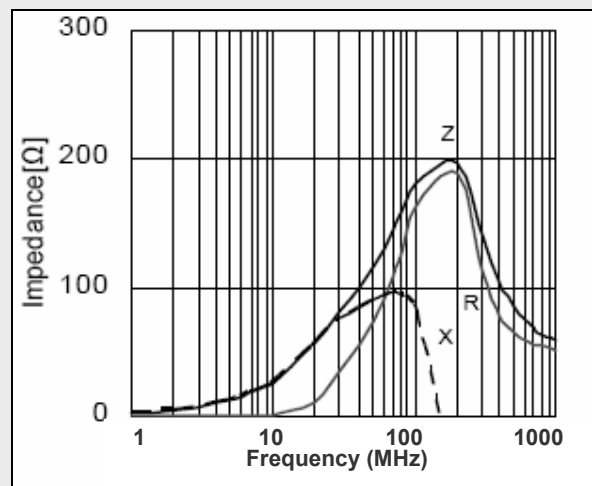
SMB-322513-F2-121A



SMB-322513-F2-151A

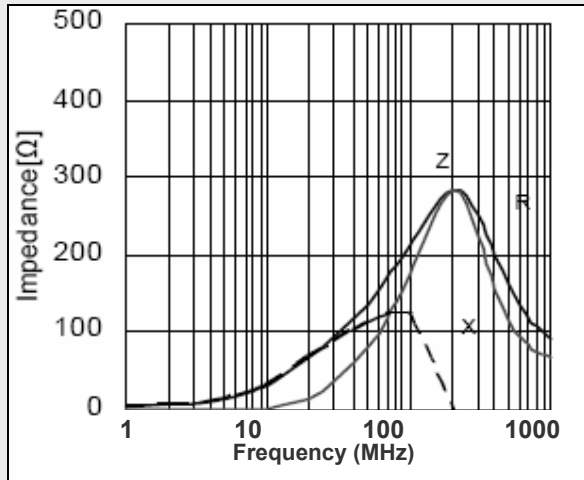


SMB-322513-F2-181A

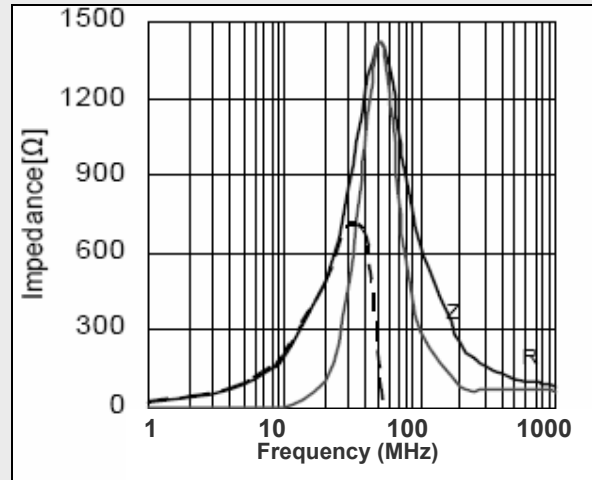


◆ TYPICAL ELECTRICAL CHARACTERISTIC CURVES

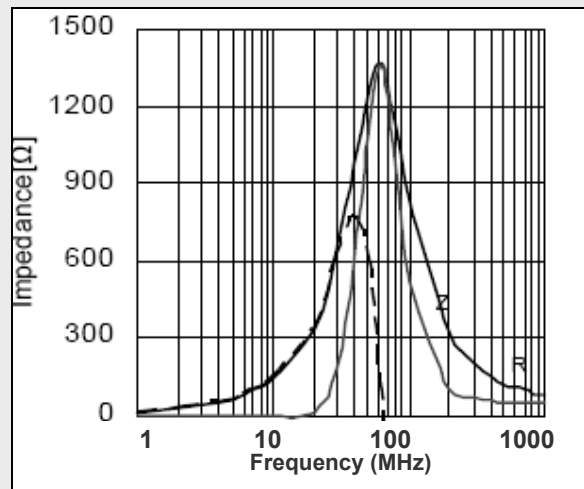
SMB-322513-F2-221A



SMB-322513-F2-601A



SMB-322513-F2-801A



SMB-322513-F2-102A

