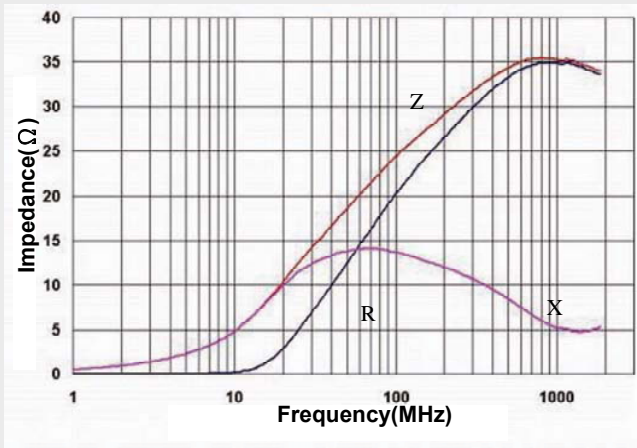


◆ PRODUCT SPECIFICATIONS

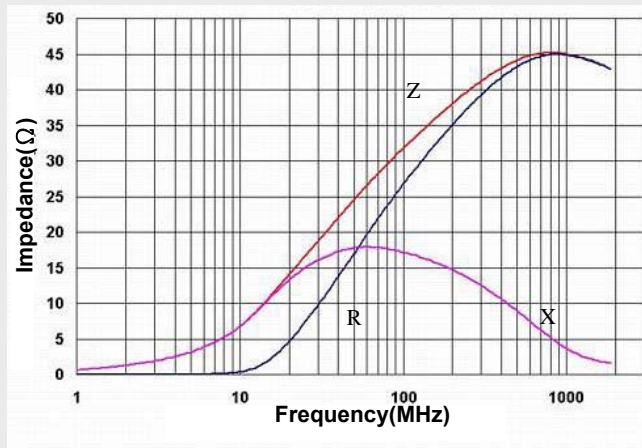
Part Number	Impedance (Ω)	Test freq MHz	DCR (Ω) Max.	Rate Current (mA) Max.
SMB-321611-E1-260A	26 \pm 25%	100	0.05	600
SMB-321611-E1-310A	31 \pm 25%	100	0.05	600
SMB-321611-E1-600A	60 \pm 25%	100	0.10	500
SMB-321611-E2-800A	80 \pm 25%	100	0.15	500
SMB-321611-E2-121A	120 \pm 25%	100	0.15	500
SMB-321611-E2-151A	150 \pm 25%	100	0.15	500
SMB-321611-E2-201A	200 \pm 25%	100	0.20	400
SMB-321611-E2-221A	220 \pm 25%	100	0.20	400
SMB-321611-E2-301A	300 \pm 25%	100	0.20	400
SMB-321611-E2-501A	500 \pm 25%	100	0.20	400
SMB-321611-E2-601A	600 \pm 25%	100	0.30	400
SMB-321611-E2-102A	1000 \pm 25%	50	0.40	200
SMB-321611-E2-122A	1200 \pm 25%	50	0.40	200

◆ TYPICAL ELECTRICAL CHARACTERISTIC CURVES

SMB-321611-E1-260A

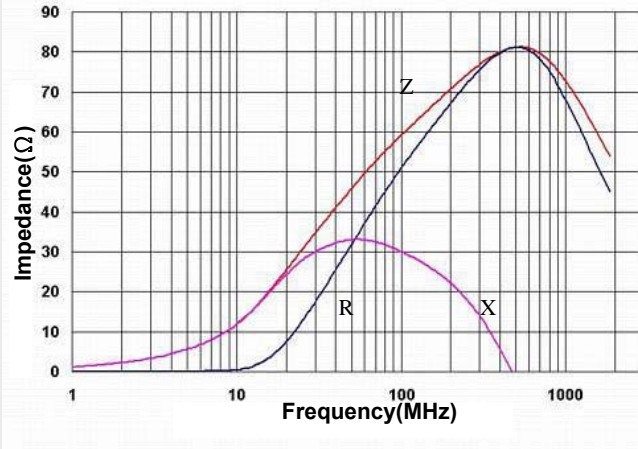


SMB-321611-E1-310A

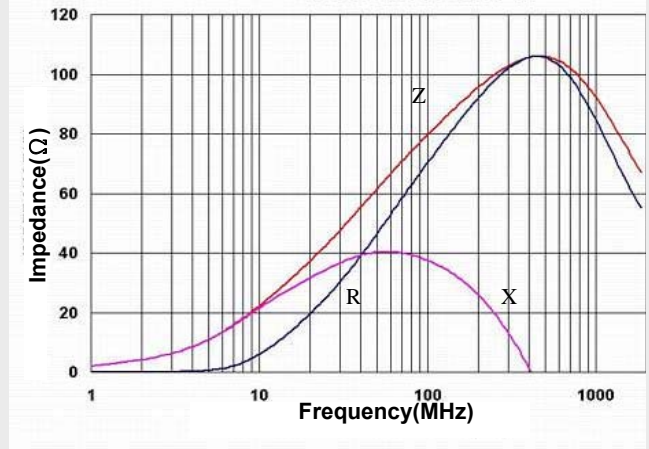


◆ TYPICAL ELECTRICAL CHARACTERISTIC CURVES

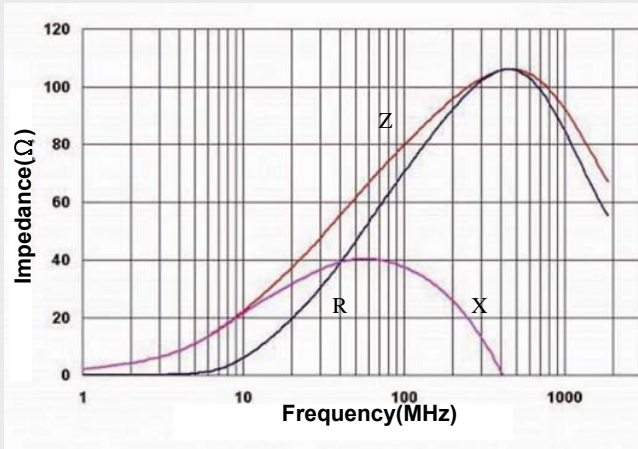
SMB-321611-E1-600A



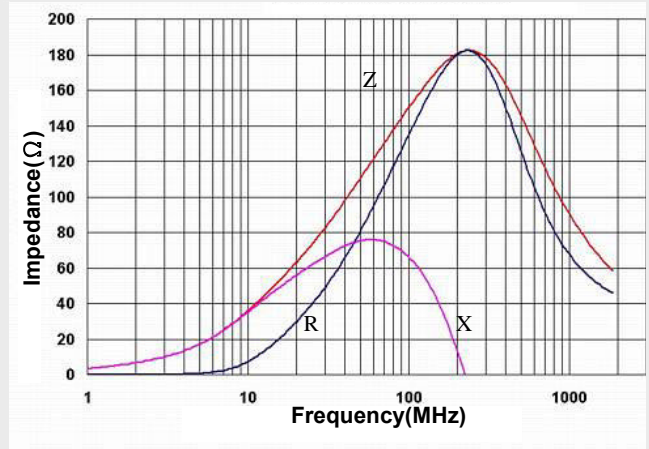
SMB-321611-E2-800A



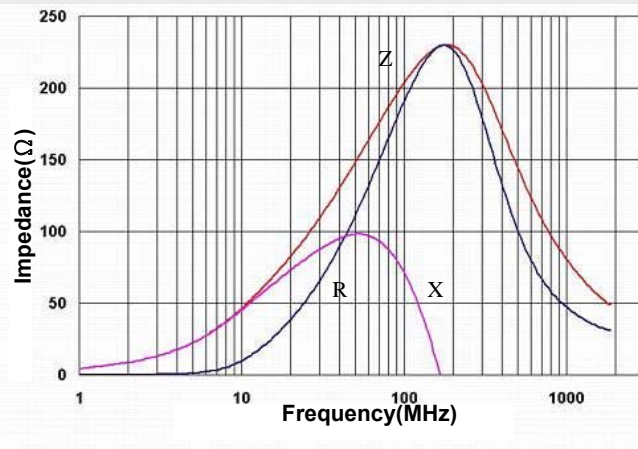
SMB-321611-E2-121A



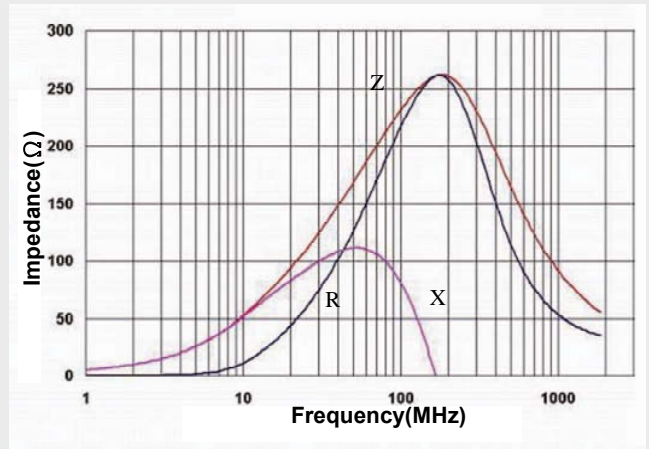
SMB-321611-E2-151A



SMB-321611-E2-201A

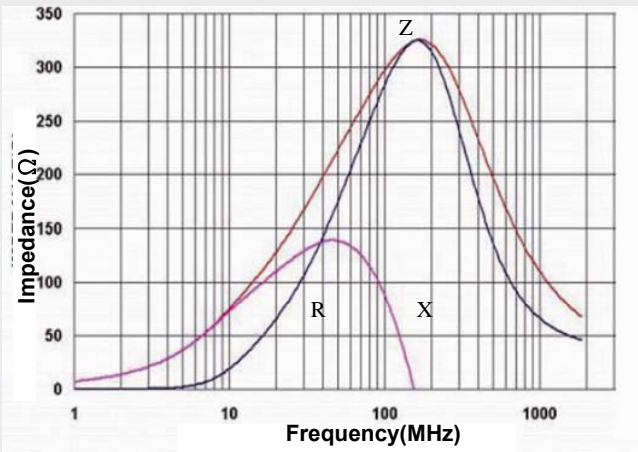


SMB-321611-E2-221A

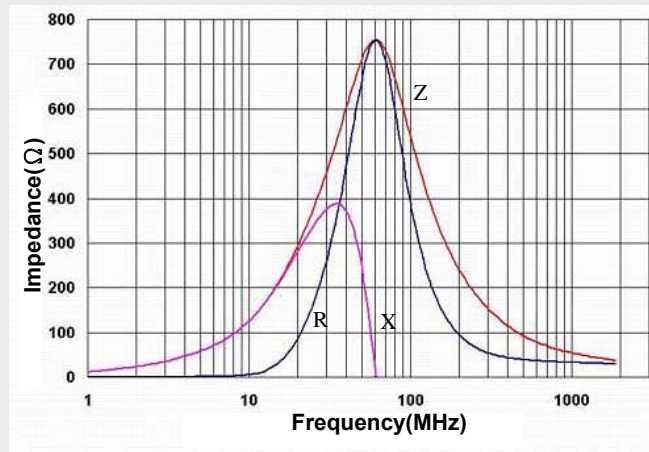


◆ TYPICAL ELECTRICAL CHARACTERISTIC CURVES

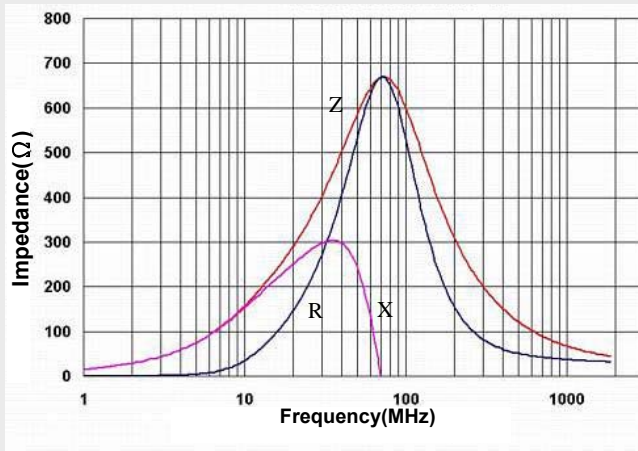
SMB-321611-E2-301A



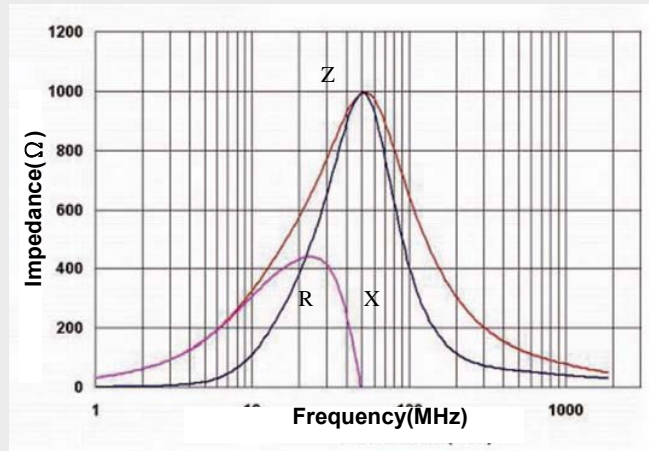
SMB-321611-E2-501A



SMB-321611-E2-601A



SMB-321611-E2-102A



SMB-321611-E2-122A

