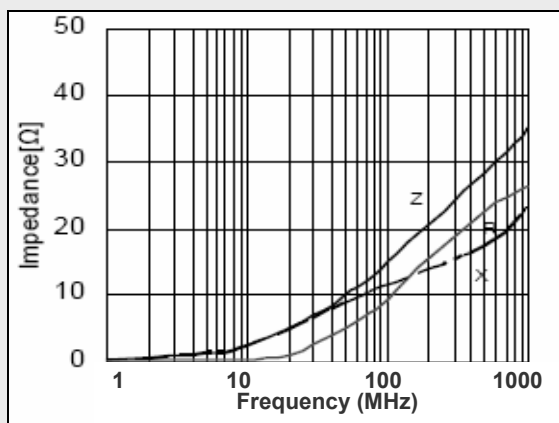


◆ PRODUCT SPECIFICATION

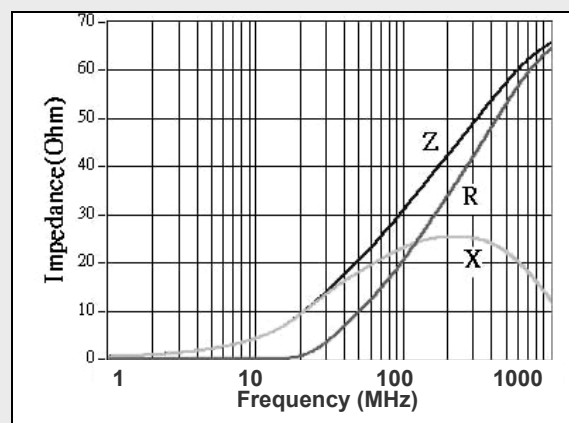
Part Number	Impedance (Ω) at 100 MHz	DCR (Ω) Max.	Rated Current (mA) Max.
SMB-160808-F2-150A	15 \pm 25%	0.20	1000
SMB-160808-F2-310A	31 \pm 25%	0.25	500
SMB-160808-F2-700A	70 \pm 25%	0.30	300
SMB-160808-F2-800A	80 \pm 25%	0.30	300
SMB-160808-F2-101A	100 \pm 25%	0.35	200
SMB-160808-F2-121A	120 \pm 25%	0.35	200
SMB-160808-F2-151A	150 \pm 25%	0.35	200
SMB-160808-F2-181A	181 \pm 25%	0.50	200
SMB-160808-F2-221A	220 \pm 25%	0.50	200
SMB-160808-F2-301A	300 \pm 25%	0.50	150
SMB-160808-F2-501A	500 \pm 25%	0.60	150
SMB-160808-F2-601A	600 \pm 25%	0.70	100
SMB-160808-F2-801A	800 \pm 25%	0.80	100
SMB-160808-F2-102A	1000 \pm 25%	0.90	100
SMB-160808-F2-122A	1200 \pm 25%	1.00	100
SMB-160808-F2-152A	1500 \pm 25%	1.00	50

◆ TYPICAL ELECTRICAL CHARACTERISTIC CURVES

SMB-160808-F2-150A

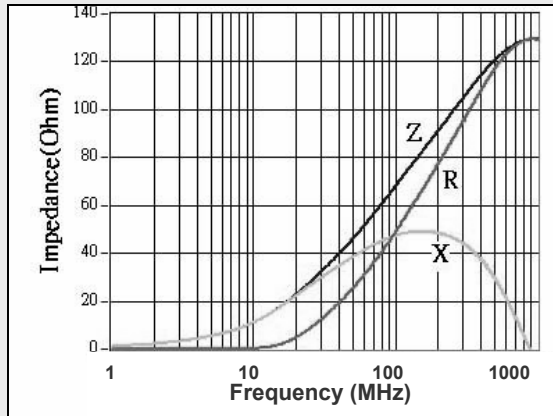


SMB-160808-F2-310A

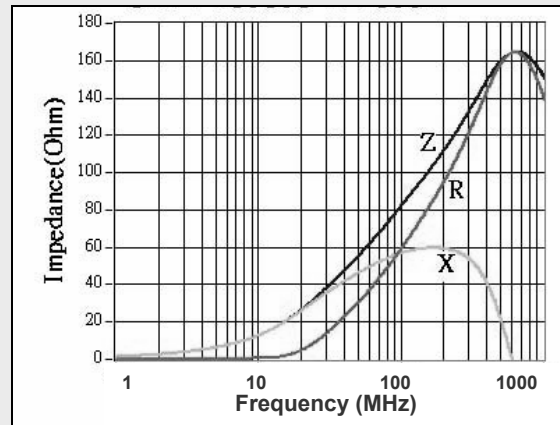


◆ TYPICAL ELECTRICAL CHARACTERISTIC CURVES

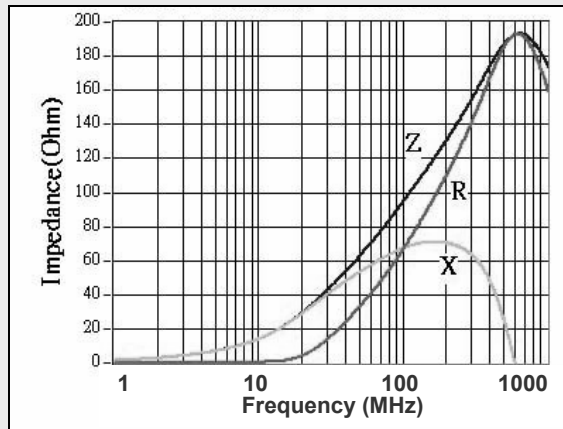
SMB-160808-F2-700A



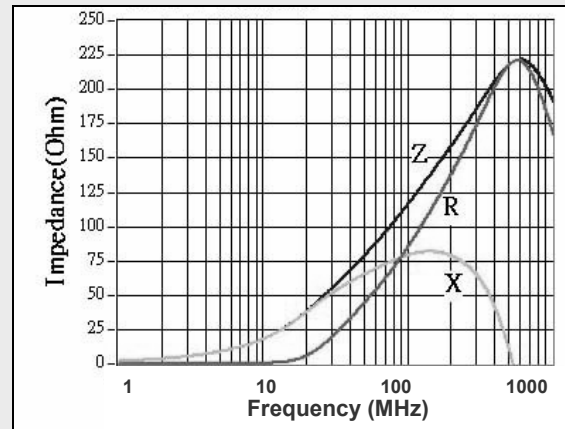
SMB-160808-F2-800A



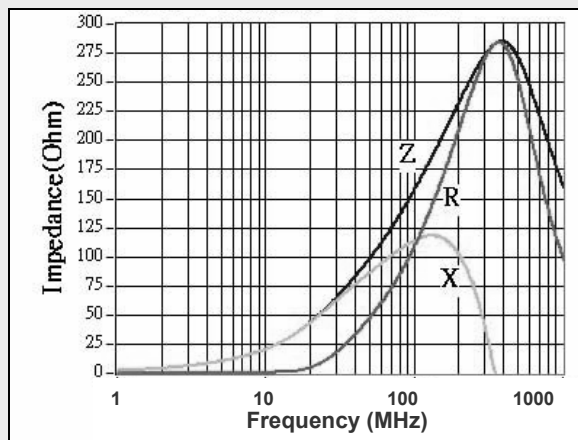
SMB-160808-F2-101A



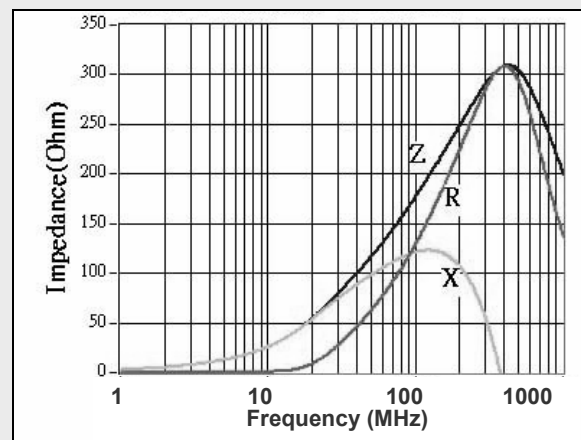
SMB-160808-F2-121A



SMB-160808-F2-151A

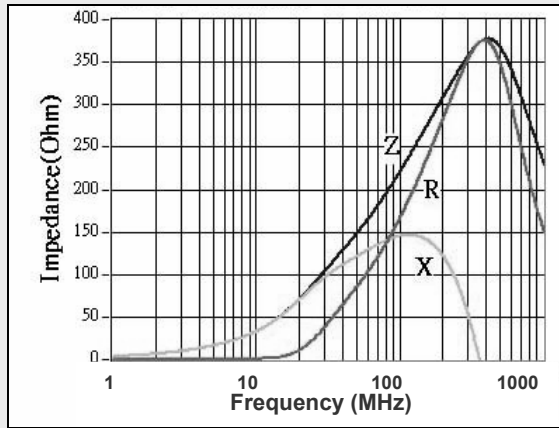


SMB-160808-F2-181A

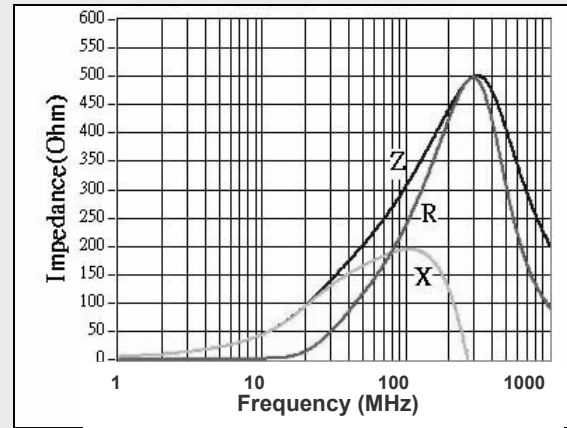


◆ TYPICAL ELECTRICAL CHARACTERISTIC CURVES

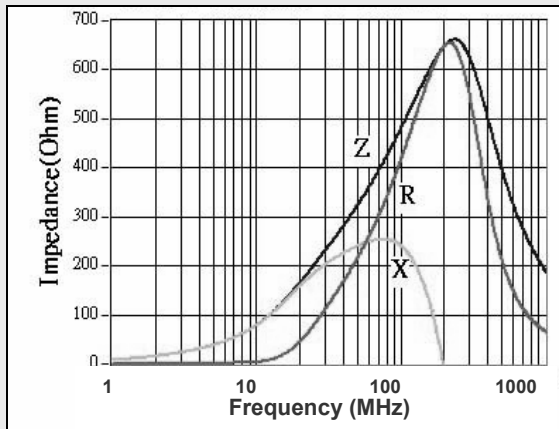
SMB-160808-F2-221A



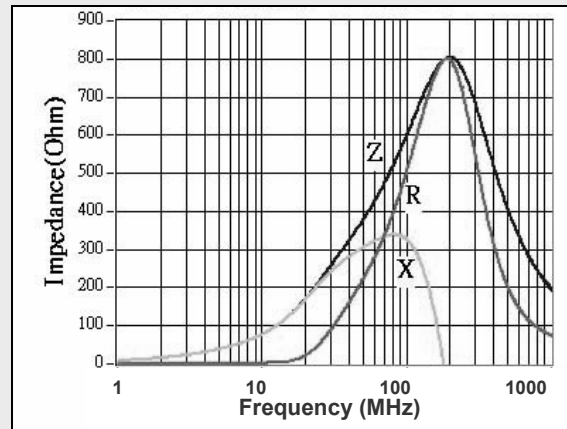
SMB-160808-F2-301A



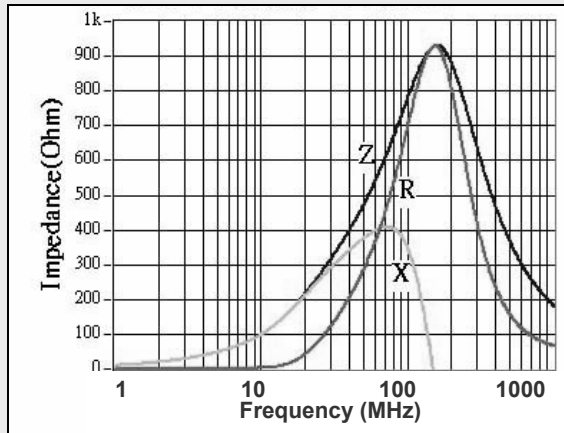
SMB-160808-F2-501A



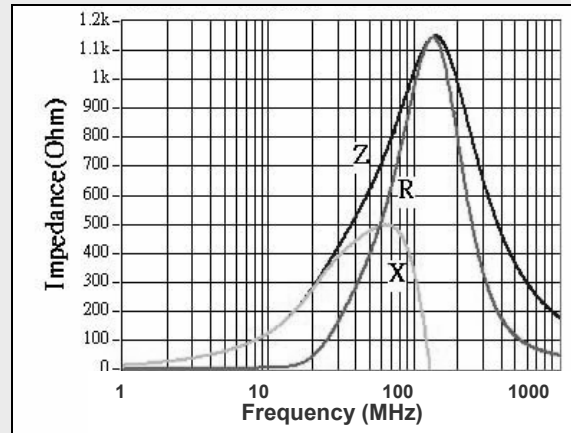
SMB-160808-F2-601A



SMB-160808-F2-801A

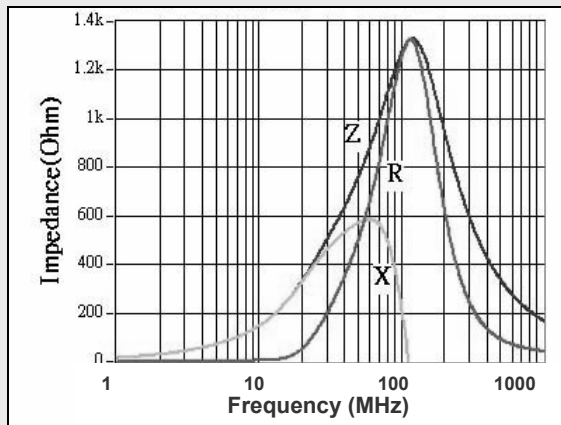


SMB-160808-F2-102A



◆ TYPICAL ELECTRICAL CHARACTERISTIC CURVES

SMB-160808-F2-122A



SMB-160808-F2-152A

