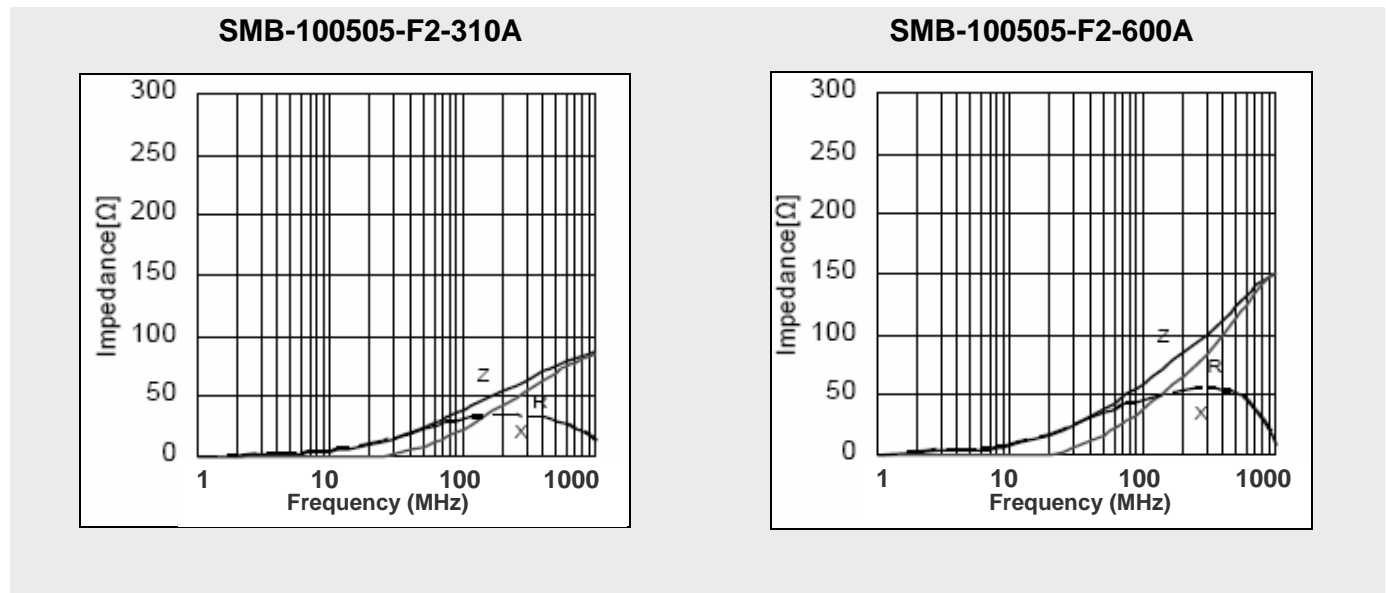


◆ PRODUCT SPECIFICATIONS

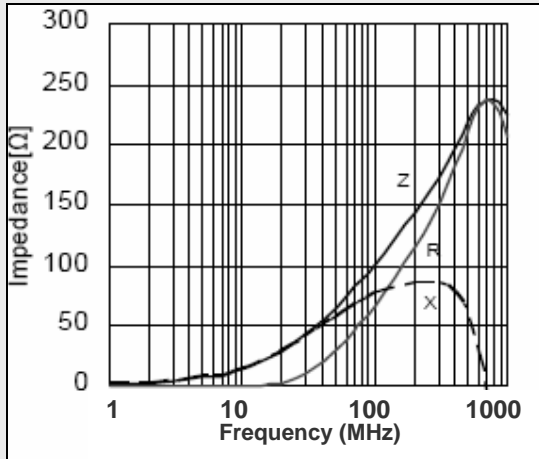
PART NO.	Impedance( $\Omega$ ) at 100 MHz	DCR ( $\Omega$ ) MAX	Rated Current (mA) MAX
SMB-100505-F2-310A	31 $\pm$ 25%	0.20	300
SMB-100505-F2-600A	60 $\pm$ 25%	0.35	200
SMB-100505-F2-101A	100 $\pm$ 25%	0.40	200
SMB-100505-F2-121A	120 $\pm$ 25%	0.50	150
SMB-100505-F2-151A	150 $\pm$ 25%	0.55	150
SMB-100505-F2-201A	200 $\pm$ 25%	0.60	150
SMB-100505-F2-601A	600 $\pm$ 25%	1.30	100
SMB-100505-F2-801A	800 $\pm$ 25%	1.40	50

◆ TYPICAL ELECTRICAL CHARACTERISTIC CURVES

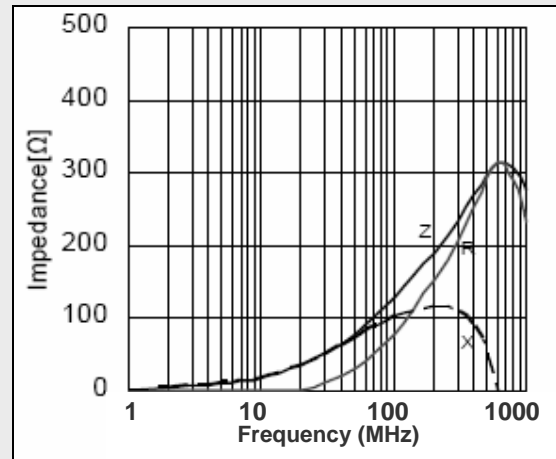


◆ TYPICAL ELECTRICAL CHARACTERISTIC CURVES

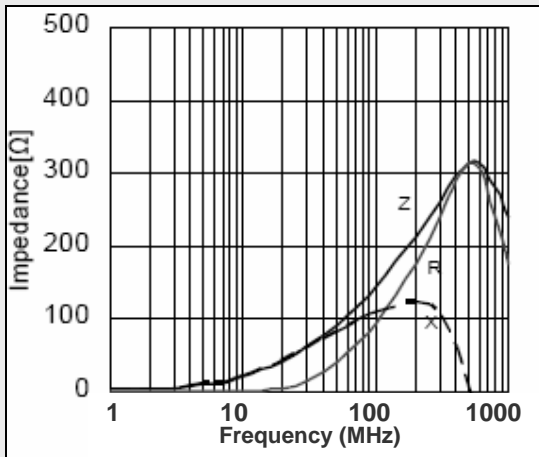
SMB-100505-F2-101A



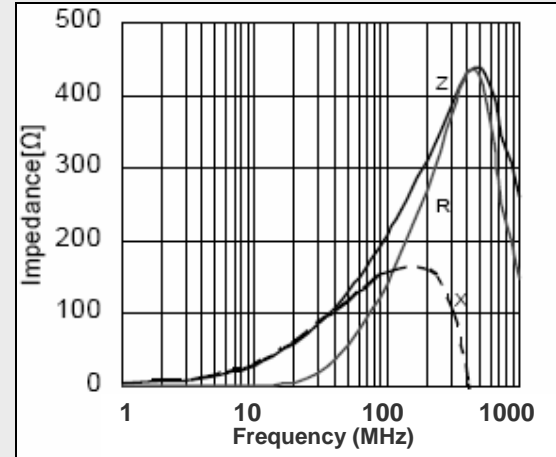
SMB-100505-F2-121A



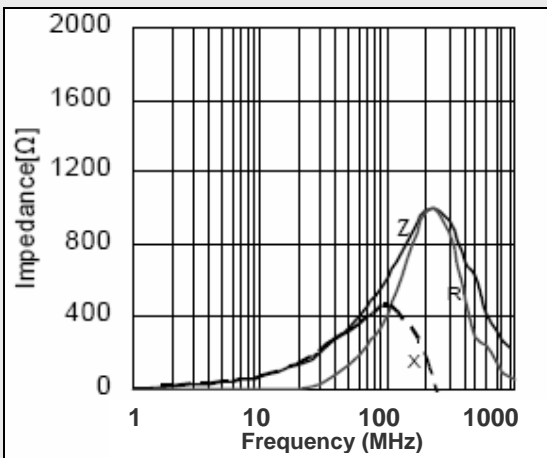
SMB-100505-F2-151A



SMB-100505-F2-201A



SMB-100505-F2-601A



SMB-100505-F2-801A

