


# Surface Acoustic Wave (SAW) Filters

## SAW Filter for XMRadio

### SF3030B467M75B13MB02



Pb Free

RoHS Compliant

### Features

- IF Filter For XMRadio
- Miniature size and light weight
- Excellent phase characteristics
- Balance connection is available

### How to Order

SF 3030 B 467M75 B 13M B02  
 ① ② ③ ④ ⑤ ⑥ ⑦

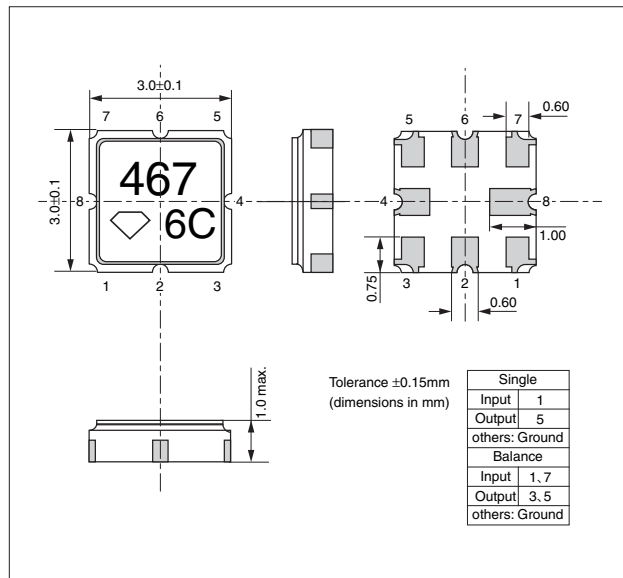
- ① Type of Product (SAW Filter)
- ② Package Size (3.0×3.0mm)
- ③ Sealing Type (Seam Weld Type)
- ④ Nominal Frequency (467.75MHz)
- ⑤ Material (Li<sub>2</sub>B<sub>4</sub>O<sub>7</sub>)
- ⑥ Pass Bandwidth (13MHz)
- ⑦ Customer Special Model Suffix (STD)

### Specifications

Item	Unit	Conditions	Specifications
Nominal Frequency (fo)	MHz	—	467.751
Operating Temperature Range	°C	—	-40 to 105
Storage Temperature Range	°C	—	-40 to 125
Passband Bandwidth	MHz	1.5dB Bandwidth	14.5 Typ.
	MHz	3.0dB Bandwidth	14.8 Typ.
Insertion Loss	dB	min. point	15.5 max.
Amplitude Ripple	dB	fo-6.2500MHz to fo-4.3925MHz	1.5 max.
	dB	fo-4.3925MHz to fo-2.5350MHz	1.5 max.
	dB	fo-2.5350MHz to fo-0.0250MHz	1.5 max.
	dB	fo+0.0250MHz to fo+2.5350MHz	1.5 max.
	dB	fo+2.5350MHz to fo+4.3925MHz	1.5 max.
Group Delay Ripple	ns	fo-6.2500MHz to fo-4.3925MHz	170 max.
	ns	fo-4.3925MHz to fo-2.5350MHz	100 max.
	ns	fo-2.5350MHz to fo-0.0250MHz	100 max.
	ns	fo+0.0250MHz to fo+2.5350MHz	100 max.
	ns	fo+2.5350MHz to fo+4.3925MHz	100 max.
Relative attenuation (from fo point)	dB	<fo-12MHz	30 min.
	dB	fo-12MHz to fo-10.5MHz	30 min.
	dB	fo+9MHz to fo+12MHz	20 min.
	dB	>fo+12MHz	30 min.

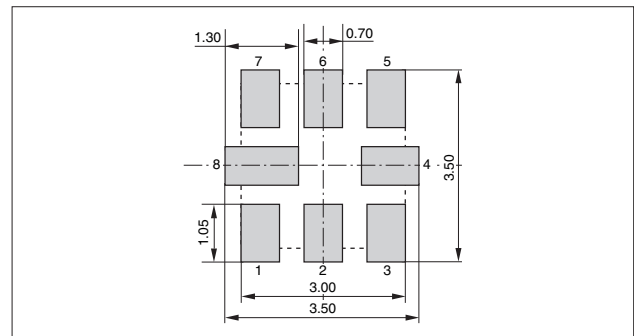
### Dimensions

(Unit: mm)



### Recommended Land Pattern

(Unit: mm)



### Test Circuit

