



Model Number

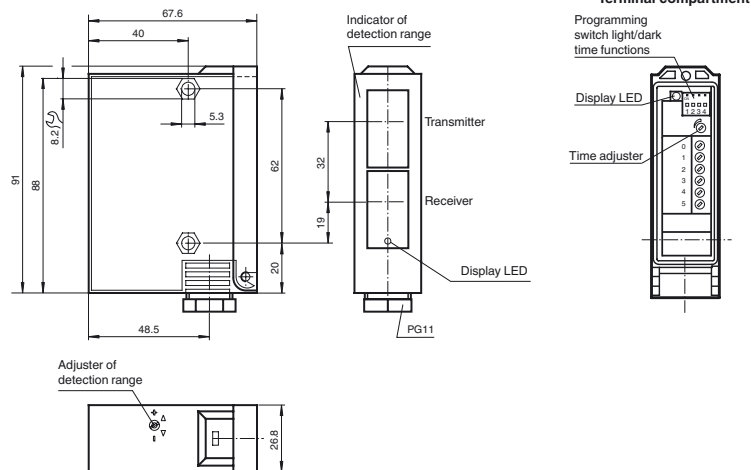
RL23-1453

Background suppression sensor with terminal compartment

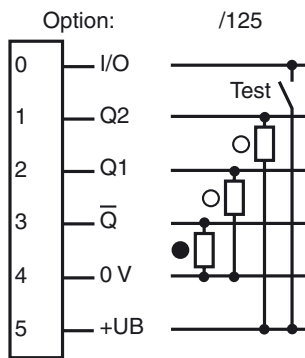
Features

- Adjustable background suppression
- Infrared light
- Timer function
- Sturdy plastic housing
- Optical surface made of scratch-resistant glass
- Hauni-No.: 156201300000EH9003

Dimensions



Electrical connection



- = Light on
- = Dark on

Release date: 2011-01-21 12:36 Date of issue: 2011-01-26 419458_ENG.xml

Technical data**General specifications**

Detection range	50 ... 2000 mm , preset to 800 mm +/-50 mm
Adjustment range	200 ... 2000 mm
Light source	IREd
Light type	modulated infrared light
Black/White difference (6%/90%)	< 20 %
Diameter of the light spot	50 mm at 2000 mm sensor range
Angle of divergence	1.5 °
Ambient light limit	5000 Lux

Functional safety related parameters

MTTF _d	540 a
Mission Time (T _M)	20 a
Diagnostic Coverage (DC)	60 %

Indicators/operating means

Function display	LED yellow, lights up with receiver lit
Controls	Programming switch for light/dark switching Detection range adjuster Time adjuster at zero position

Electrical specifications

Operating voltage	U _B	10 ... 30 V DC
Ripple		10 %
No-load supply current	I ₀	100 mA

Input

Test input	emitter deactivation at +U _B
------------	---

Output

Switching type	light/dark on	
Signal output	2 PNP, complementary, 1 NPN short-circuit protected, reverse polarity protected	
Switching voltage	30 V DC	
Switching current	max. 200 mA	
Switching frequency	f	70 Hz
Response time	5 ms	
Timer function	ON delay (GAN), OFF delay (GAB), one shot (IAB), programmable, adjustment range 0.1 ...10 s	

Ambient conditions

Ambient temperature	-20 ... 60 °C (-4 ... 140 °F)
Storage temperature	-20 ... 75 °C (-4 ... 167 °F)

Mechanical specifications

Protection degree	IP65
Connection	terminal compartment
Material	
Housing	Terluran GV15
Optical face	glass
Mass	180 g

Compliance with standards and directives

Standard conformity	
Product standard	EN 60947-5-2:2007 IEC 60947-5-2:2007

Approvals and certificates

UL approval	cULus
CCC approval	Products with a maximum operating voltage of ≤36 V do not bear a CCC marking because they do not require approval.

Accessories**OMH-05**

Mounting aid for round steel ø 12 mm or sheet 1.5 mm ... 3 mm

OMH-07

Mounting aid for round steel ø 12 mm or sheet 1.5 mm ... 3 mm

OMH-21

Mounting bracket

OMH-22

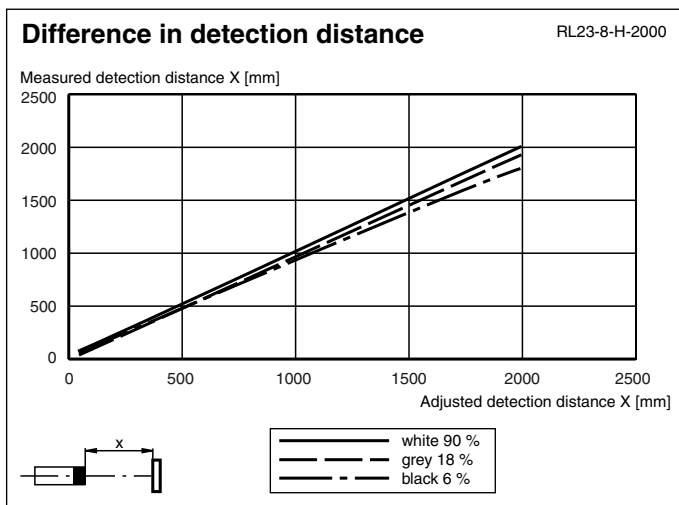
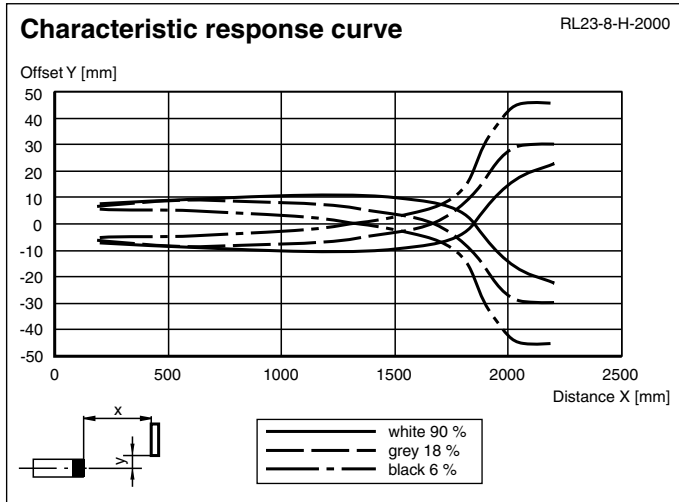
Mounting bracket

OMH-RLK29-HW

Mounting bracket for rear wall mounting

Other suitable accessories can be found at www.pepperl-fuchs.com

Curves/Diagrams



Timer functions

Timer function	Switching type	Receiver exposed	Receiver dark
ON Without	Light	ON	OFF
	Dark	OFF	ON
ON ON delay	Light	ON	OFF
	Dark	ON	OFF
ON OFF delay	Light	ON	OFF
	Dark	ON	OFF
ON one shot	Light	ON	OFF
	Dark	ON	OFF

Time t_{ON} , t_{OFF} and t_{OS} are adjustable from 0.1 to 10 seconds.
The Light-/Dark-Switch (Left, outer switch) is shown in the "Dark ON" position.

Type	Description	Notes
-Z	OFF delay timer	Adjustable time interval (0.1 s - 10 s)
	one shot timer	
	ON delay timer	

Light/Dark switch

Release date: 2011-01-21 12:36 Date of issue: 2011-01-26 419458_ENG.xml

Subject to modifications without notice

Pepperl+Fuchs Group
www.pepperl-fuchs.com

USA: +1 330 486 0001
fa-info@us.pepperl-fuchs.com

Germany: +49 621 776-4411
fa-info@pepperl-fuchs.com

Copyright Pepperl+Fuchs
Singapore: +65 6779 9091
fa-info@sg.pepperl-fuchs.com

	<p>Dark on</p>
	<p>Light on</p>

Release date: 2011-01-21 12:36 Date of issue: 2011-01-26 419458_ENG.xml