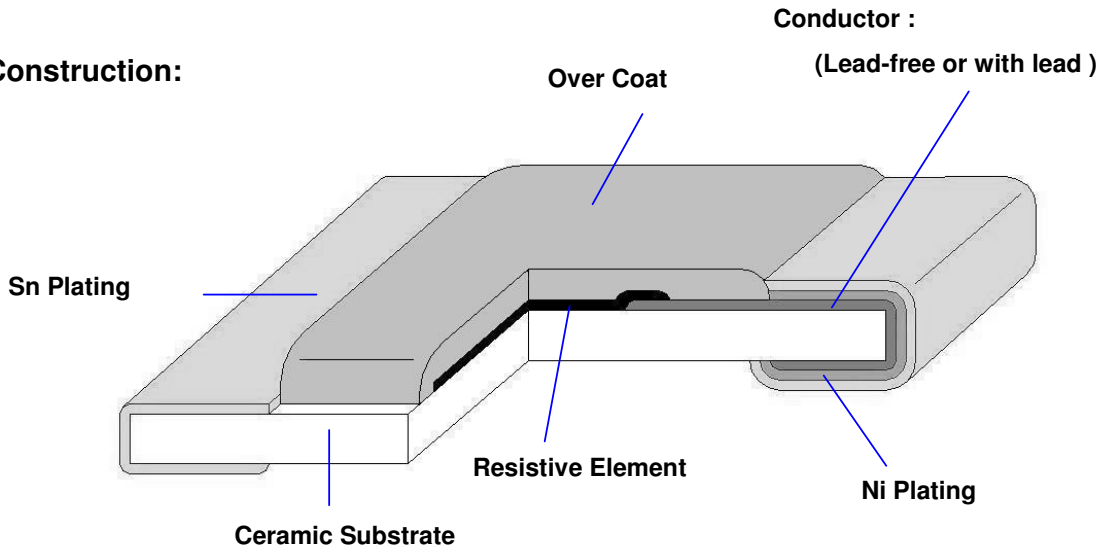


TA-I	Thick Film Chip Resistors Low Resistance (for 2512)	No	TRL-250S006B
		page	1/9

1. Scope :

This specification applies for the RL25(2512) of thick film chip resistors made by TA-I.

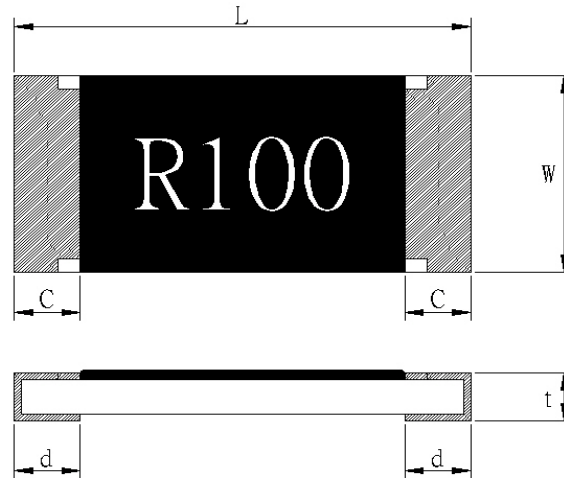
2. Construction:



3. Type Designation:

<u>RL</u>	<u>25</u>	<u>F</u>	<u>EN</u>	<u>R100</u>
Product Code	Size	Tolerance	Packaging	Nominal Resistance
RL : Chip Resistor	Power Rating			
25-2512(6432) , 1W		J- ±5% G- ±2% F- ±1%	EN-Lead Free & Embossed Tape	4 Digits e.g., (E24) R100=0.1Ω

4. Dimensions:



UNIT: mm

TYPE	L	W	C	d	t
RL25	6.30 ±0.20	3.20 ±0.20	0.60 ±0.30	0.50 ±0.25	0.55 ±0.10

5. Ratings & Characteristics :

Characteristics	Feature	Measurement Method
	RL25	
Power Ratings (W)	1W	JIS Code 3A / JIS Code 3D
Resistance Value (mΩ)	100 ~ 910	Refer to JIS C 5202 5.1
T.C.R (ppm/°C)	±250	Refer to JIS C 5202 5.2
Operation Temperature Range (°C)	-55 ~ +125	
Resistance Tolerance (%)	± 1, ± 2, ± 5	JIS C 5201 4.2.5
Insulation Resistance (MΩ)	Over 100	Refer to JIS C 5202 5.6 Mounting condition G
Maximum Working Voltage (V)	$(P * R)^{1/2}$	

Note : Except for the above standardized products, we also provide the customized products.

5.1 Derating Curve :

For resistors operated at ambient temperature over 70°C , power rating shall be derated in accordance with figure 1.

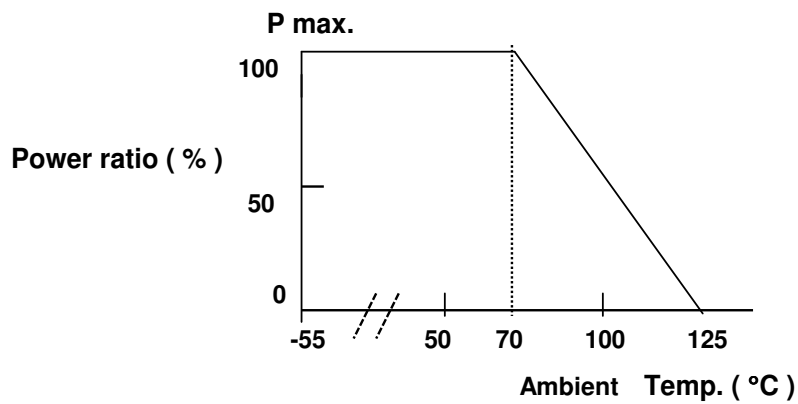


Figure 1

5.2 Rated Voltage:

The rated voltage is calculated by the following formula:

$$E = \sqrt{P * R}$$

E=Rated Voltage(V)

P=Rated Power(W)

R=Resistance Value(Ω)

TA-I	Thick Film Chip Resistors Low Resistance (for 2512)	No	TRL-250S006B
		page	4/9

6. Reliability Tests:(As specified in JIS C 5202)

Test Items	Reference standard	Condition of Test	Test Limits
Temperature Coefficient of Resistance	JIS-C5202-5.2	-55 ~ +125 °C	Refer to paragraph 5
Short Time Overload	JIS-C5202-5.5	2.5 X rated voltage, 5s	± 2%+0.005 Ω
Load Life	JIS-C5202-7.10	1000 hours at rated power , 70°C , 1.5hours "ON " , 0.5hour "OFF"	± 3%+0.001 Ω
Load Life with Humidity	JIS-C5202-7.9	1000 hours at rated power , 40 ± 2°C 90 ~ 95% RH 1.5hours "ON " , 0.5hour "OFF"	± 3%+0.001 Ω
Rapid Change of Temperature	JIS-C5202-7.4	-55°C (30 min.) / +125 (30 min.) 5 cycles	± 1%+0.005 Ω
Resistance to Soldering Heat	JIS-C5202-6.10	270 ± 5°C solder , 10 ± 1 sec dwell .	± 1%+0.005 Ω
Solderability	JIS-C5202-6.11	245±5°C solder, 2±0.5 sec dwell. Solder : Sn96.5 / Ag3.0 / Cu0.5	At least 95% of surface area of electrode shall be covered with new solder.
Robustness of Termination (Bending Strength)	JIS-C5202-6.1	3mm deflection	± 1%+0.005 Ω
Resistance to Dry Heat	JIS-C5202-7.2	125 ± 5°C for 96 ± 4hrs	1%: ± (1%+0.005 Ω) 2%,5%:± (2%+0.005 Ω)

Note* :RCWV : Rated continuous working voltage .

7. Marking

7.1 E24: 1%

Resistance value is expressed by 4 digits, the first "R" means decimal point and the other digits represent for the normal resistance in Ω.

e.g., R100 =100 m Ω

7.2 E24: 2%,5%

Resistance value is expressed by 3 digits, the first "R" means decimal point and the other digits represent for the normal resistance in Ω.

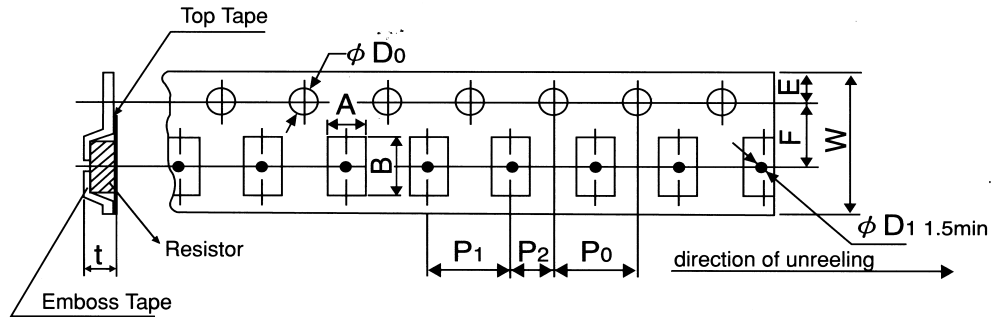
e.g., R10 =100 m Ω

TA-I TECHNOLOGY CO., LTD

8. Taping & Reel

8.1 Taping Dimensions

8.1.3 4 mm pitch Emboss

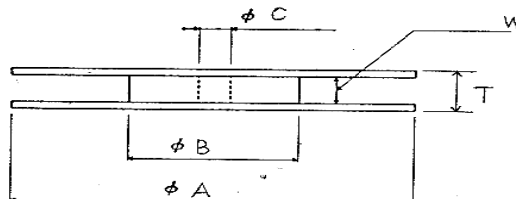
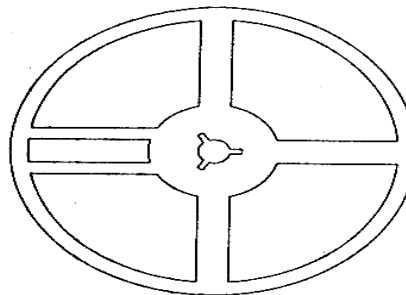


Packing	Type	A	B	W	F	E	P ₁	P ₂	P ₀	D ₀	T
Emboss	RL25	3.6 ±0.2	6.9 ±0.2	12.0 ±0.2	5.5 ±0.05	1.75 ±0.1	4.0 ±0.1	2.0 ±0.05	4.0 ±0.05	φ 1.5 ^{+0.1} ₋₀	0.85 ±0.15

UNIT: mm

Type Size		Emboss Plastic Tape 4 mm pitch
RL	25	4000

8.2 Reel Specifications



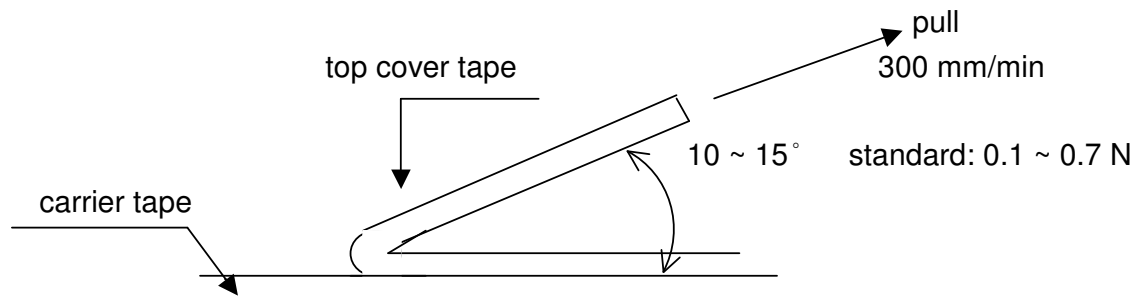
UNIT: mm

Series	ϕA	ϕB	ϕC	W	T
RL 25	178 \pm 2.0	60.0 \pm 1.0	13.0 \pm 1.0	13.0 \pm 1.0	15.5 \pm 1.0

8.4. Peel – off force :

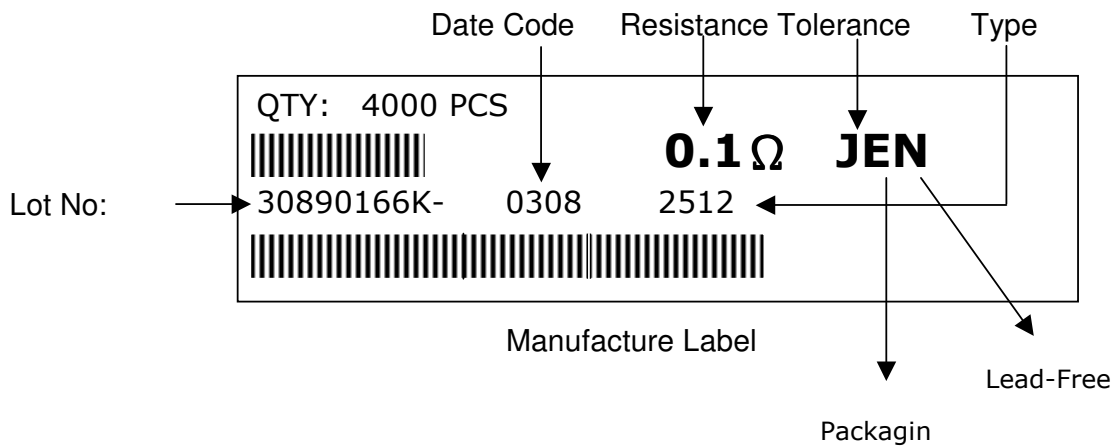
Peel – off force of paper and blister tape is in accordance with “JIS ”

that is , 0.1 to 0.7 N at a peel-off speed of 300 mm / minute.

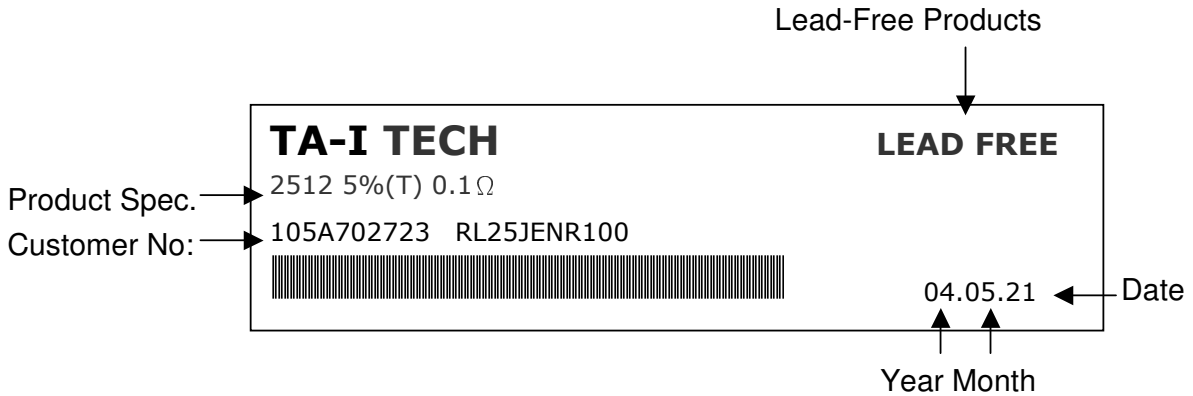


9. Label

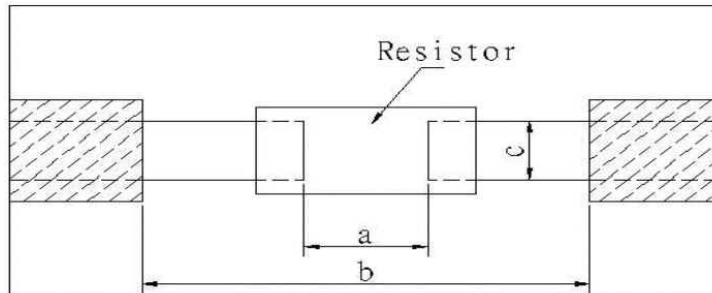
9.1 Manufacture Label :



9.2 Customer Label (By customer request) :

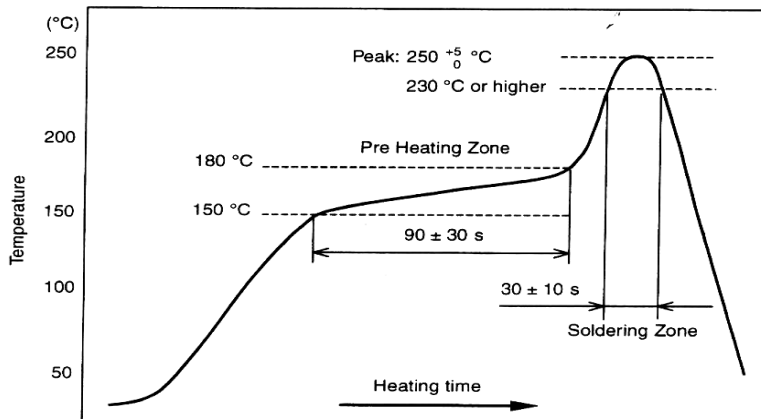


10. Recommended land patterns



Land pattern		Dimension (mm)		
Type	Size	a	b	c
RL	25 (2512)	3.6~4.0	7.6~8.6	2.3~3.5

11. Recommend IR – Reflow profile : (Lead-Free solder : Sn96.5 / Ag3 / Cu0.5)



Peak : $250 \begin{matrix} +5 \\ -0 \end{matrix} ^\circ\text{C}$, 5 sec
Pre – heat Zone : 150 to 180 °C , 90±30 sec
Soldering Zone : 230°C or higher , 30±10 sec

TA-I	Thick Film Chip Resistors Low Resistance (for 2512)	No	TRL-250S006B
		page	8/9

12. Storage Conditions:

Temperature: 5°C~35°C, Humidity:40%~75%

13. Shelf Life:

2 years from manufacturing date

14. ECN

Engineering Change Notice: The customer will be informed with ECN if there is significant modification on the characteristics and materials described in Approval Sheet.

15. Manufacturing Country & City :

TA-I TECHNOLOGY CO., LTD. (Taiwan– Tao Yuan)

Tel: 886-3-3246169 Fax : 886-3-3246167

Associated companies :

(1) FORTUNE TASK RESISTOR FACTORY (China – Dongguan)

Tel : 86-769-8339-4790~3 Fax : 86-769-8339-4794

(2) TA-I TECHNOLOGY (DONGGUAN) CO., LTD. (China –Dongguan)

Tel : 86-769-8339-4790~3 Fax : 86-769-8339-4794

(3) TA-I TECHNOLOGY (SU ZHOU) CO., LTD. (China – Su Zhou)

Tel :86- 512-63457879 Fax : 86-512-63457869

(4) TAI OHM ELECTRONICS (M) SDN. BHD. (Malaysia – Pulaupinang)

Tel :604- 3900480 Fax : 604-3901481

(5) P.T.TAI ELECTRONICS Indonesia (Indonesia – Jakarta)

Tel :002-62-21-44820254 Fax : 002-62-21-44820256

TA-I	Thick Film Chip Resistors Low Resistance (for 2512)	No	TRL-250S006B
		page	9/9

Revise Record :

Date	Content	Owner
Jul.12.2006	<ol style="list-style-type: none"> 1. Adding "Recommend IR – Reflow profile" 2. Adding Customer label 3. Adding shelf life 4. 2. Conductor : Adding to (Lead-free or with lead) 5. 3. Type Designation: 25-2512 changed 25-2512(6432) 6. Reliability Tests: <ul style="list-style-type: none"> Solderability : 235 ± 5°C solder, 2 ± 0.5 sec dwell. Changed to 245±5°C solder, 2±0.5 sec dwell. Solder : Sn96.5 / Ag3.0 / Cu0.5 Resistance to Dry Heat <ul style="list-style-type: none"> Test Limits : ± 3%+0.005 Ω changed 1%: ± (1%+0.005 Ω) 2%,5%:±(2%+0.005 Ω) 7. 8.2 Reel Specifications: <ul style="list-style-type: none"> φ A 1780+2.0 / -2.0 changed 178 ±2.0 φ B 60 min changed 60.0±1.0 T 15.4 ±2.0 changed 15.5 ±1.0 8. 9.1 Manufacture label : <ul style="list-style-type: none"> Series number 3 codes changed to 4 codes 9. 10. Recommended land patterns : <ul style="list-style-type: none"> a 4.6 changed 3.6~4.0 b 8.0 changed 7.6~8.6 c 3.0 changed 2.3~3.5 10. 15. Manufacturing Country & City: <ul style="list-style-type: none"> Adding TA-I TECHNOLOGY (DONGGUAN) CO., LTD 	Vincent