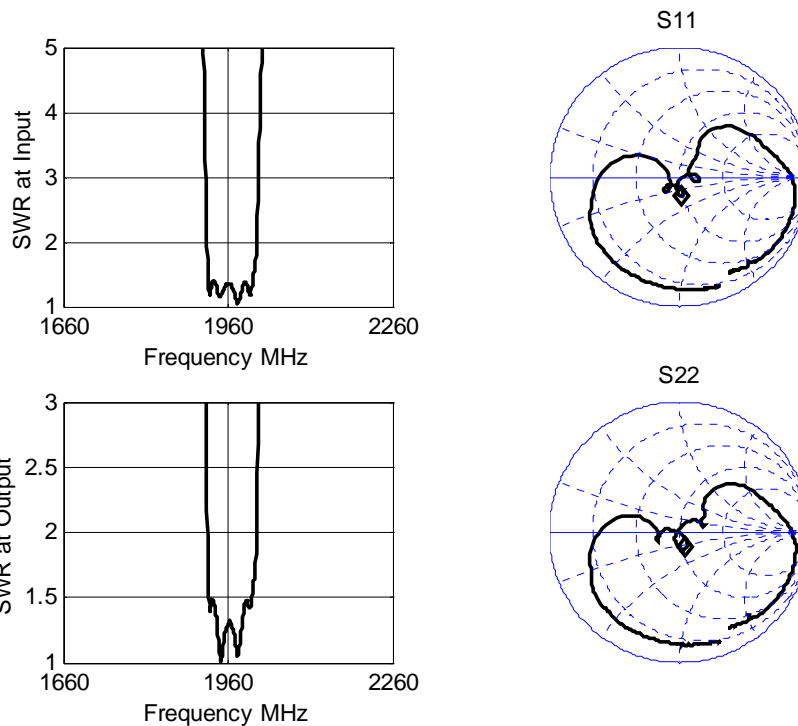
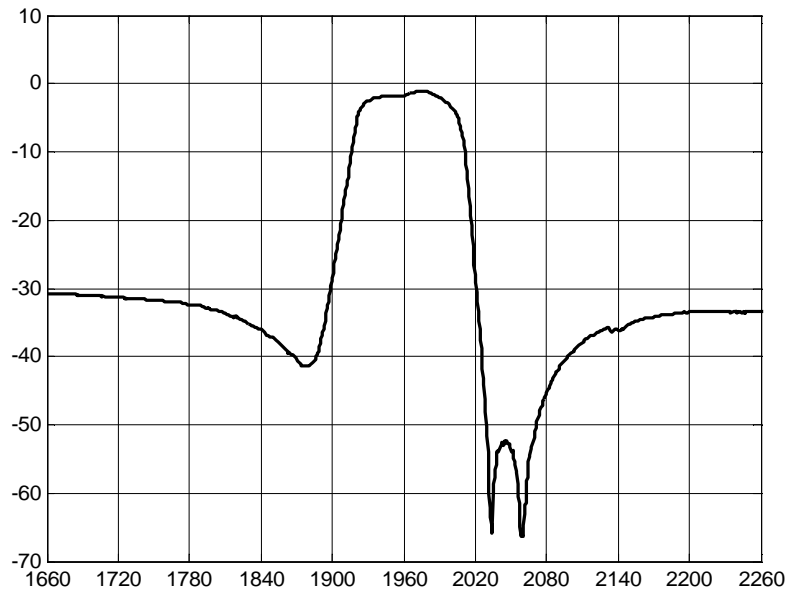




DESCRIPTION

- Miniature 1960 MHz surface acoustic wave (SAW) bandpass filter for front-end PCS wireless.
- 3 x 3 mm ceramic LCC package.
- RoHS compliant.

TYPICAL PERFORMANCE





SPECIFICATION

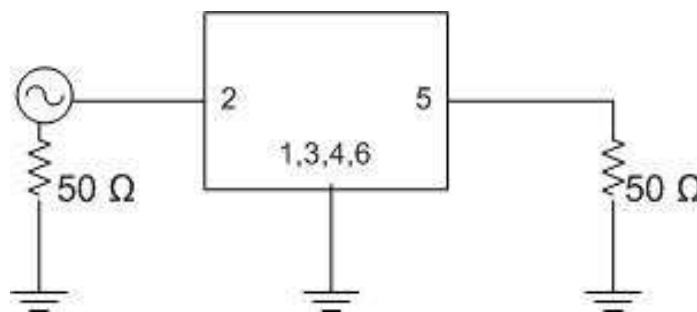
Parameter	Min	Typ	Max	Units
Center Frequency F_C	-	1960	-	MHz
Bandwidth	60	-	-	MHz
Insertion Loss ¹	-	2.3	4.0	dB
Passband Amplitude Ripple ¹	-	1.4	2.5	dB
Stopband Rejection ² , DC to 1850MHz	20	32	-	dB
Stopband Rejection ² , 1850 to 1910 MHz	10	21	-	dB
Stopband Rejection ² , 2010 to 2040 MHz	4.5	10	-	dB
Stopband Rejection ² , 2040 to 2070 MHz	20	50	-	dB
Stopband Rejection ² , 2070 to 5000 MHz	22	29	-	dB
VSWR	-	1.7	2.4	dB
Terminating Impedance	50			Ω

Notes: 1. Within passband: 1930 to 1990 MHz.
2. Rejection relative to 0dB.

MAXIMUM RATINGS

Parameter	Min	Max	Units
Storage Temperature Range	-40	+85	$^{\circ}\text{C}$
Operating Temperature Range	-30	+80	$^{\circ}\text{C}$
Input Power Level	-	+10	dBm
Max. D. C. Voltage between Each Terminal	-	5	Volts

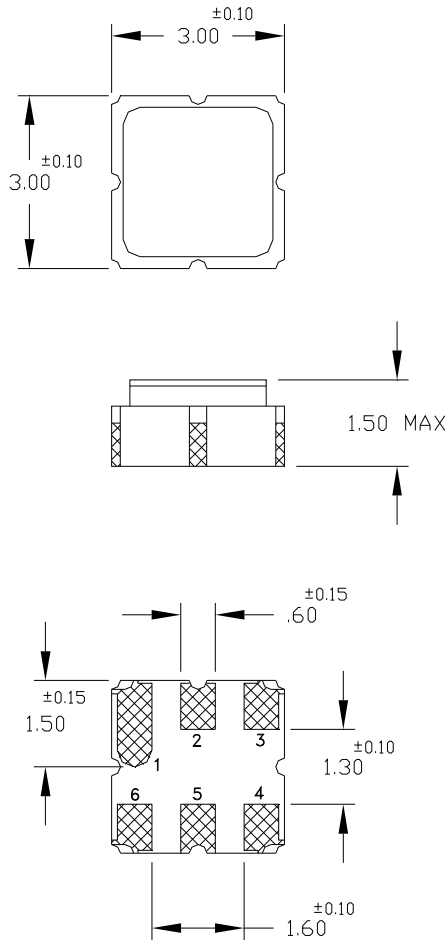
MATCHING CIRCUIT



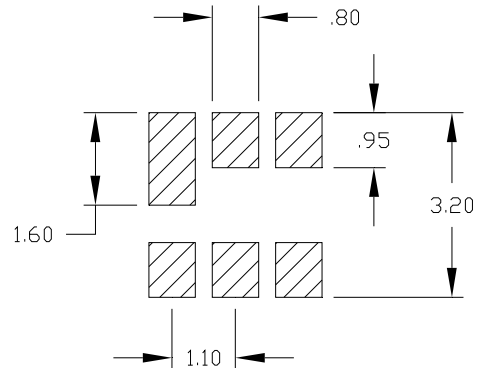
Notes:

1. Matching components are not required; 50 ohm single-ended system.

PACKAGE OUTLINE



SUGGESTED FOOTPRINT



Package Material:
 Body: Al_2O_3 ceramic
 Lid: Kovar, Ni plated
 Terminations: Au plating 1 μ m min,
 over a 1.3-8.9 μ m Ni plating

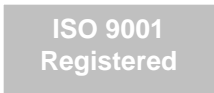
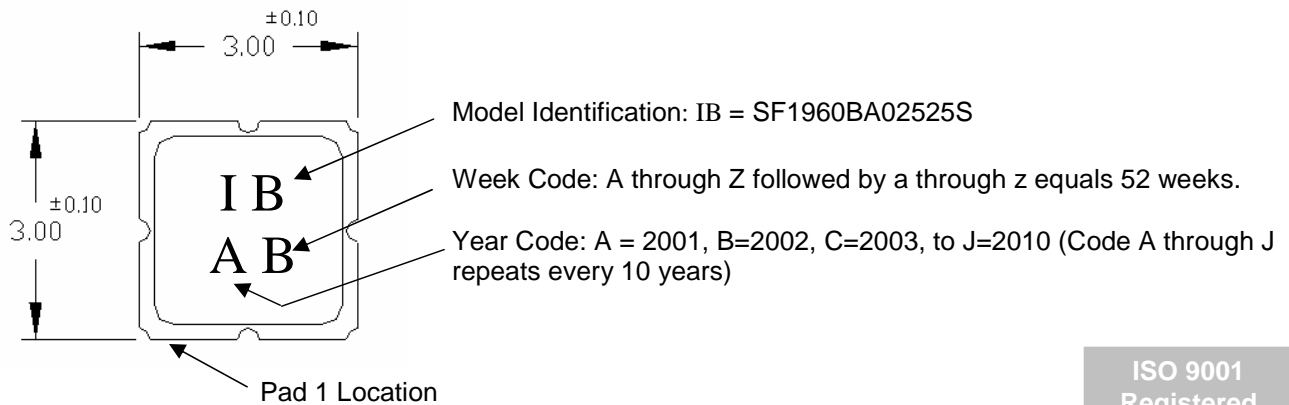
Units: mm

Typical tolerances are ± 0.15 mm
 except where indicated.

Pad Configuration:

Input: 2
 Output: 5
 Ground: 1,3,4,6

MARKING



All specifications are believed to be accurate and reliable. However, MNC reserves the right to make changes without notice.
 © 2007 All rights reserved.