

Features

- Universal AC input / Full range
- Short circuit and overload protected
- Cooling by free air convection
- 100% full load burn-in test
- Fixed switching frequency at 36KHz
- 2 year warranty

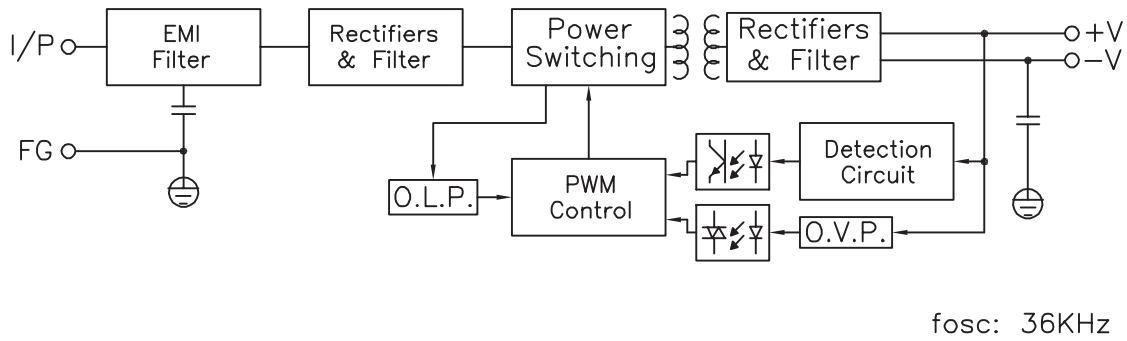


DC output voltage	12V
Output V. tolerance	±1%
Output rated current	3.5A
Output current range	0-3.5A
Ripple & noise	100mVp-p
Line regulation	±0.5%
Load regulation	±0.5%
DC output power	42W
Efficiency	76% / 115VAC
DC voltage adj.	±10% rated output voltage
Input voltage range	85~264VAC 47~63Hz; 120~370VDC
AC current	1.2A/115V 0.6A/230V
Inrush current	cold start 30A/115V 60A/230V
Leakage current	<1mA/240VAC
Overload protection	105%~150% type: Hiccup mode, recovers automatically after fault condition is removed
Over voltage protection	115%~135%
Over temp. protection	---
Temperature coefficient	±0.03% / °C (0~50°C)
Set up, rise, hold up time	800ms, 50ms, 15ms / 115VAC 300ms, 50ms, 60ms / 230VAC
Vibration	10~500Hz, 2G 10min./1cycle (1 hour each axes)
Withstand voltage	I/P-O/P: 3KVAC, I/P-FG: 1.5KVAC, O/P-FG: 0.5KVAC, for 1 min
Isolation resistance	I/P-O/P, I/P-FG, O/P-FG:500VDC / 100M Ohms min.
Working temp., humidity	-10°C~+60% (refer to output derating curve), 20%-90% RH
Storage temp., humidity	-20°C~+85°C, 10%~95% RH
Dimensions	5.08x3.86x1.50 inches (129x98x38 mm)
Weight	0.99 lbs (0.45 Kg)
Safety standards	UL1012, UL1950, TUV EN60950
EMC standards	CISPR22 (EN55022) CLASS B, EN61000-3-2,3; EN61000-4-2,3,4,5,6,8,11

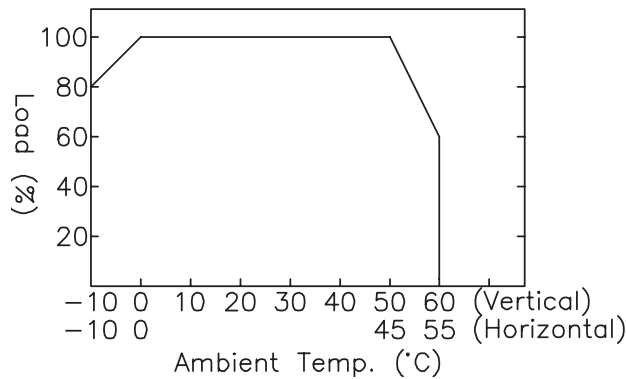
- Notes:
1. All parameters are specified at 230VAC input, rated load, 25°C 70% RH ambient
 2. Tolerance includes set up tolerance, line regulation, load regulation
 3. Ripple & noise are measured at 20MHz by using a 12" twisted pair terminated with a 0.1uF & 47 uF capacitor
 4. Line regulation is measured from low line to high line at rated load
 5. Load regulation is measure from 0% to 100% rated load

*V-Infinity reserves the right to make changes to its products or to discontinue any product or service without notice, and to advise customers to verify the most up-to-date product information before placing orders. V-Infinity assumes no liability or responsibility for customer's applications using V-Infinity products other than repair or replacing (at V-I's option) V-Infinity products not meeting V-I's published specifications. Nothing will be covered outside of standard product warranty.

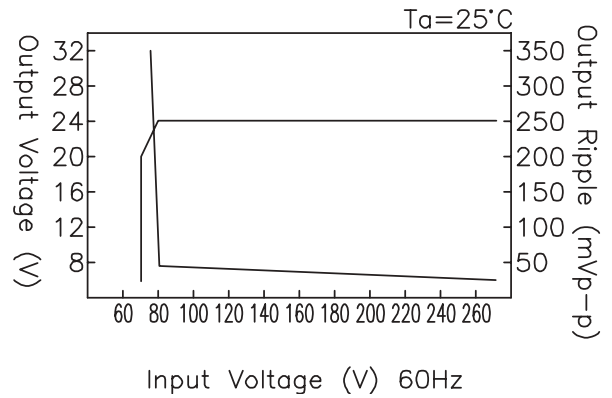
Block Diagram



Output Derating



Static Characteristics



Dimensions (mm)

Case: 903
Terminal Pin No. Assignment
PIN 1,2: AC INPUT
PIN 3: FG
PIN 4: DC OUTPUT -V
PIN 5: DC OUTPUT +V

