

**Features**

- Universal AC input / Full range
- Short circuit, over-load, over-voltage protected
- Cooling by free air convection
- 100% full load burn-in test
- Fixed switching frequency at 56KHz
- 2 year warranty

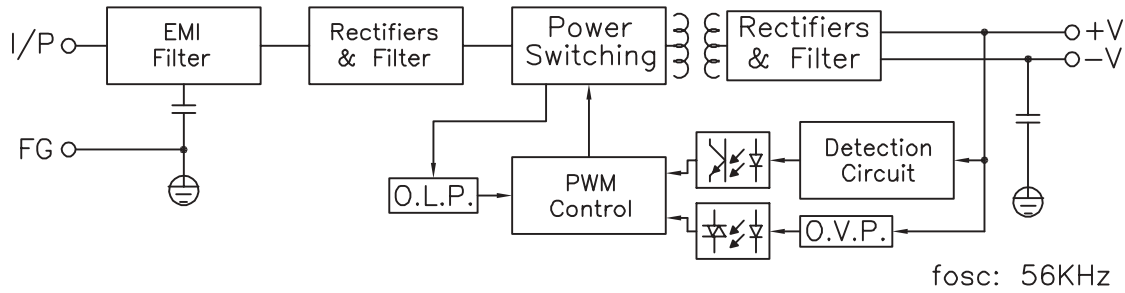


<b>DC output voltage</b>	5V
<b>Output V. tolerance</b>	±2%
<b>Output rated current</b>	5A
<b>Output current range</b>	0-5A
<b>Ripple &amp; noise</b>	50mVp-p
<b>Line regulation</b>	±0.5%
<b>Load regulation</b>	±1%
<b>DC output power</b>	25W
<b>Efficiency</b>	72% / 115VAC
<b>DC voltage adj.</b>	±10% rated output voltage
<b>Input voltage range</b>	85~264VAC 47~63Hz; 120~370VDC
<b>AC current</b>	0.6A/115V 0.35A/230V
<b>Inrush current</b>	cold start 15A/115V 30A/230V
<b>Leakage current</b>	<0.75mA/240VAC
<b>Overload protection</b>	105%~150% type: Hiccup mode, recovers automatically after fault condition is removed
<b>Over voltage protection</b>	115%~135%
<b>Over temp. protection</b>	---
<b>Temperature coefficient</b>	±0.03% / °C (0~50°C)
<b>Set up, rise, hold up time</b>	800ms, 50ms, 10ms / 115VAC 300ms, 50ms, 80ms / 230VAC
<b>Vibration</b>	10~500Hz, 2G 10min./1cycle (1 hour each axes)
<b>Withstand voltage</b>	I/P-O/P: 3KVAC, I/P-FG: 1.5KVAC, O/P-FG: 0.5KVAC, for 1 min.
<b>Isolation resistance</b>	I/P-O/P, I/P-FG, O/P-FG:500VDC / 100M Ohms min.
<b>Working temp., humidity</b>	-10°C~+60% (refer to output derating curve), 20%~90% RH
<b>Storage temp., humidity</b>	-20°C~+85°C, 10%~95% RH
<b>Dimensions</b>	3.90x3.82x1.42 inches (99x97x36 mm)
<b>Weight</b>	0.82 lbs (0.37 Kg)
<b>Safety standards</b>	UL1012, TUV EN60950 (IEC950, UL1950) approved
<b>EMC standards</b>	CISPR22 (EN55022), IEC801-2,3,4, IEC555-2 verification

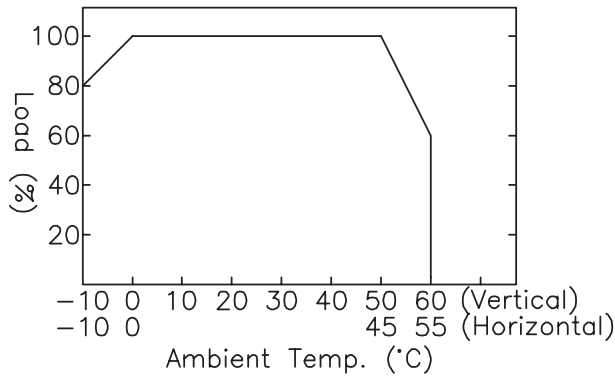
- Notes:
1. All parameters are specified at 230VAC input, rated load, 25°C 70% RH ambient
  2. Tolerance includes set up tolerance, line regulation, load regulation
  3. Ripple & noise are measured at 20MHz by using a 12" twisted pair terminated with a 0.1uF & 47 uF capacitor
  4. Line regulation is measured from low line to high line at rated load
  5. Load regulation is measure from 0% to 100% rated load

\*V-Infinity reserves the right to make changes to its products or to discontinue any product or service without notice, and to advise customers to verify the most up-to-date product information before placing orders. V-Infinity assumes no liability or responsibility for customer's applications using V-Infinity products other than repair or replacing (at V-I's option) V-Infinity products not meeting V-I's published specifications. Nothing will be covered outside of standard product warranty.

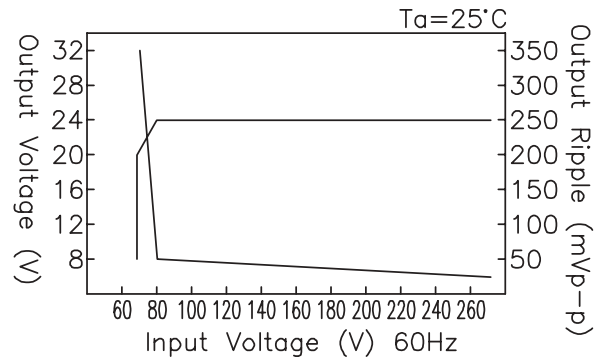
**Block Diagram**



**Output Derating**



**Static Characteristics**



**Dimensions (mm)**

Case: 905  
 Terminal Pin No. Assignment  
 PIN 1: DC OUTPUT -V  
 PIN 2: DC OUTPUT +V  
 PIN 3: FG  
 PIN 4,5: AC INPUT

