

Features

- AC input range selectable by switch
- Short circuit, overload, over-voltage, over-temperature protected
- Forced air cooling by built-in DC fan
- Cooling fan on/off auto control
- 100% full load burn-in test
- Fixed switching frequency at 90KHz
- 2 year warranty



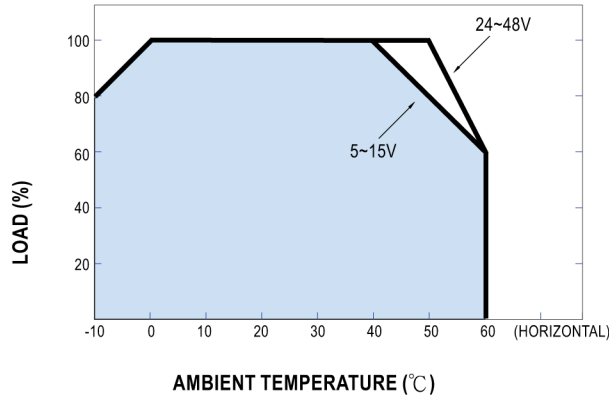
DC output voltage	27V
Output V. tolerance	±1%
Output rated current	11A
Output current range	0-11A
Ripple & noise	200mVp-p
Line regulation	±0.5%
Load regulation	±0.5%
DC output power	297W
Efficiency	86%
DC voltage adj.	26-32V
Input voltage range	88~132VAC / 176~264VAC by switch 47~63Hz;248~370VDC
AC current	6A/115V 3.5A/230V
Inrush current	20A/115V 40A/230V
Leakage current	<3.5mA/240VAC
Overload protection	105%~150% type: Hiccup mode, recovers automatically after fault condition is removed
Over voltage protection	33.7-39.2V
Over temp. protection	RT1 >65°C fan on, <55°C fan off, >70°output shutdown
Temperature coefficient	±0.03% / °C (0~50°C)
Set up, rise, hold up time	2s, 20ms, 20ms
Vibration	10~500Hz, 2G 10min./1cycle (1 hour each axes)
Withstand voltage	I/P-O/P: 3KVAC, I/P-FG: 1.5KVAC, O/P-FG: 0.5KVAC, for 1 min.
Isolation resistance	I/P-O/P, I/P-FG, O/P-FG:500VDC / 100M Ohms min.
Working temp., humidity	-10°C~+60% (refer to output derating curve), 20%-90% RH
Storage temp., humidity	-20°C~+85°C, 10%~95% RH
Dimensions	8.46x4.53x1.97 inches (215x115x50 mm)
Weight	2.54 lbs (1.15 Kg)
Safety standards	UL 1950
EMC standards	-----

- Notes:
1. All parameters are specified at 230VAC input, rated load, 25°C 70% RH ambient
 2. Tolerance includes set up tolerance, line regulation, load regulation
 3. Ripple & noise are measured at 20MHz by using a 12" twisted pair terminated with a 0.1uF & 47 uF capacitor
 4. Line regulation is measured from low line to high line at rated load
 5. Load regulation is measure from 0% to 100% rated load

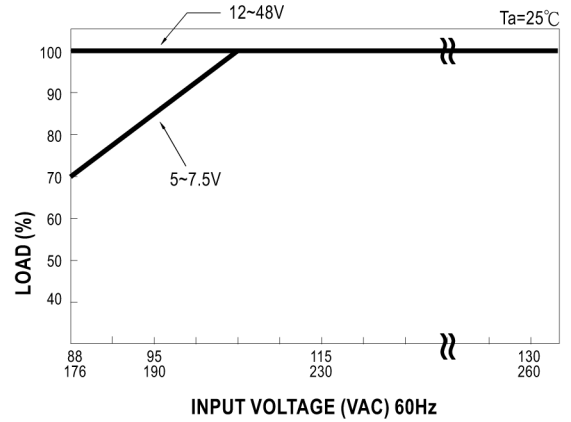
*V-Infinity reserves the right to make changes to its products or to discontinue any product or service without notice, and to advise customers to verify the most up-to-date product information before placing orders. V-Infinity assumes no liability or responsibility for customer's applications using V-Infinity products other than repair or replacing (at V-I's option) V-Infinity products not meeting V-I's published specifications. Nothing will be covered outside of standard product warranty.



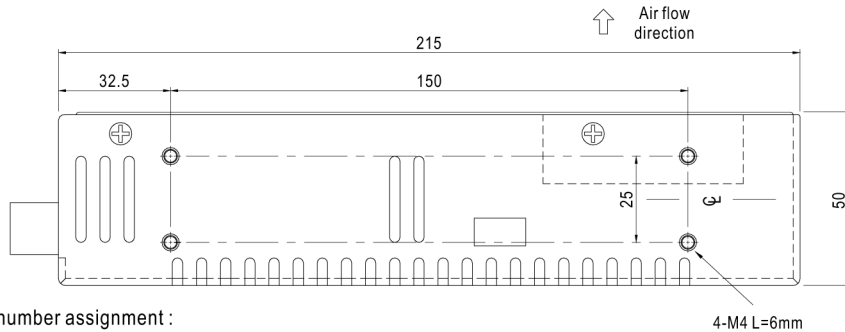
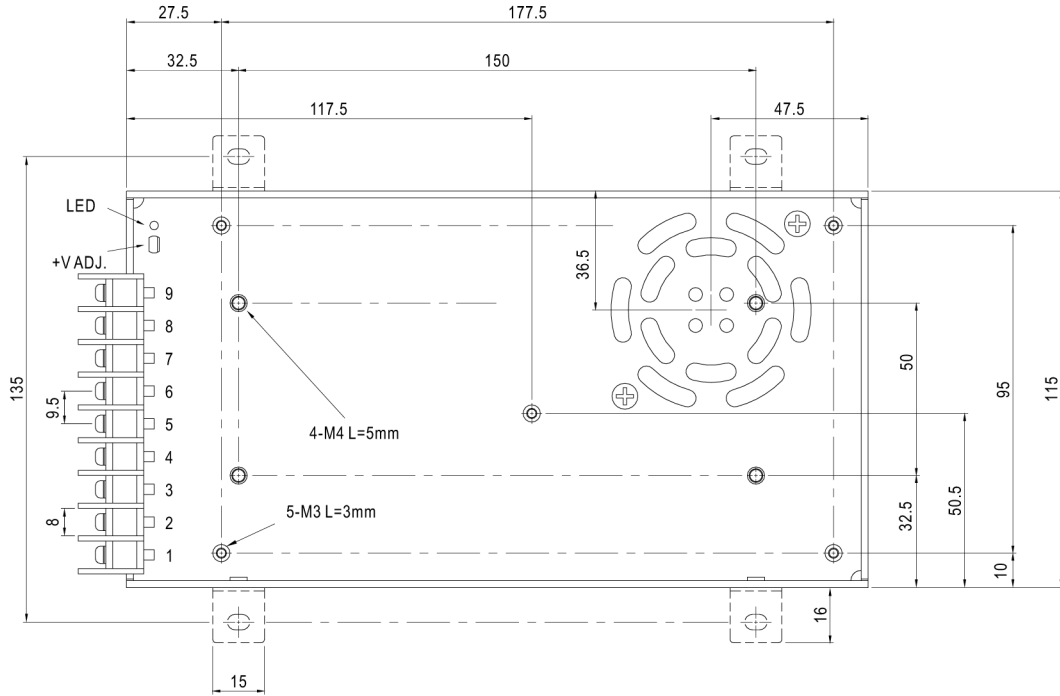
Output Derating



Static Characteristics



Dimensions (mm)



Terminal pin number assignment :

Pin No.	Assignment	Pin No.	Assignment
1	AC/L	4-6	DC OUTPUT -V
2	AC/N	7-9	DC OUTPUT +V
3	FG		