

**Features**

- AC input range selectable by switch
- Short circuit, overload, over-voltage, over-temperature protected
- Forced air cooling by built-in DC fan
- Cooling fan on/off auto control
- 100% full load burn-in test
- Fixed switching frequency at 90KHz
- 2 year warranty



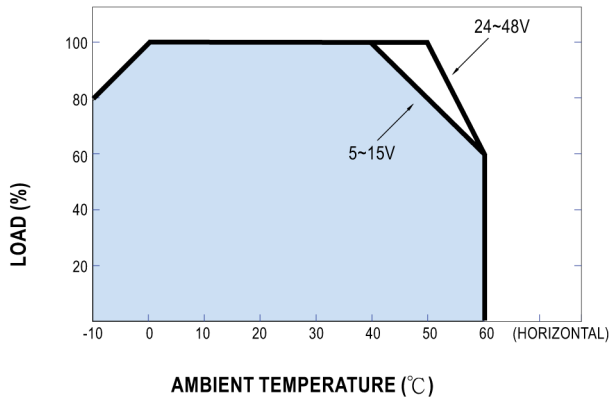
<b>DC output voltage</b>	15V
<b>Output V. tolerance</b>	±1%
<b>Output rated current</b>	20A
<b>Output current range</b>	0-20A
<b>Ripple &amp; noise</b>	150mVp-p
<b>Line regulation</b>	±0.5%
<b>Load regulation</b>	±0.5%
<b>DC output power</b>	300W
<b>Efficiency</b>	84%
<b>DC voltage adj.</b>	13.5-18V
<b>Input voltage range</b>	88~132VAC / 176~264VAC by switch 47~63Hz;248~370VDC
<b>AC current</b>	6A/115V 3.5A/230V
<b>Inrush current</b>	20A/115V 40A/230V
<b>Leakage current</b>	<3.5mA/240VAC
<b>Overload protection</b>	105%~150% type: Hiccup mode, recovers automatically after fault condition is removed
<b>Over voltage protection</b>	18-21V
<b>Over temp. protection</b>	RT1 >65°C fan on, <55°C fan off, >70°output shutdown
<b>Temperature coefficient</b>	±0.03% / °C (0~50°C)
<b>Set up, rise, hold up time</b>	2s, 20ms, 20ms
<b>Vibration</b>	10~500Hz, 2G 10min./1cycle (1 hour each axes)
<b>Withstand voltage</b>	I/P-O/P: 3KVAC, I/P-FG: 1.5KVAC, O/P-FG: 0.5KVAC, for 1 min.
<b>Isolation resistance</b>	I/P-O/P, I/P-FG, O/P-FG:500VDC / 100M Ohms min.
<b>Working temp., humidity</b>	-10°C~+60% (refer to output derating curve), 20%-90% RH
<b>Storage temp., humidity</b>	-20°C~+85°C, 10%~95% RH
<b>Dimensions</b>	8.46x4.53x1.97 inches (215x115x50 mm)
<b>Weight</b>	2.54 lbs (1.15 Kg)
<b>Safety standards</b>	UL 1950
<b>EMC standards</b>	-----

- Notes:
1. All parameters are specified at 230VAC input, rated load, 25°C 70% RH ambient
  2. Tolerance includes set up tolerance, line regulation, load regulation
  3. Ripple & noise are measured at 20MHz by using a 12" twisted pair terminated with a 0.1uF & 47 uF capacitor
  4. Line regulation is measured from low line to high line at rated load
  5. Load regulation is measure from 0% to 100% rated load

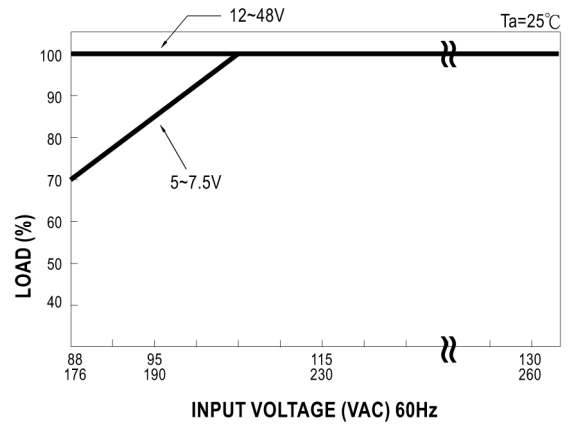
\*V-Infinity reserves the right to make changes to its products or to discontinue any product or service without notice, and to advise customers to verify the most up-to-date product information before placing orders. V-Infinity assumes no liability or responsibility for customer's applications using V-Infinity products other than repair or replacing (at V-I's option) V-Infinity products not meeting V-I's published specifications. Nothing will be covered outside of standard product warranty.



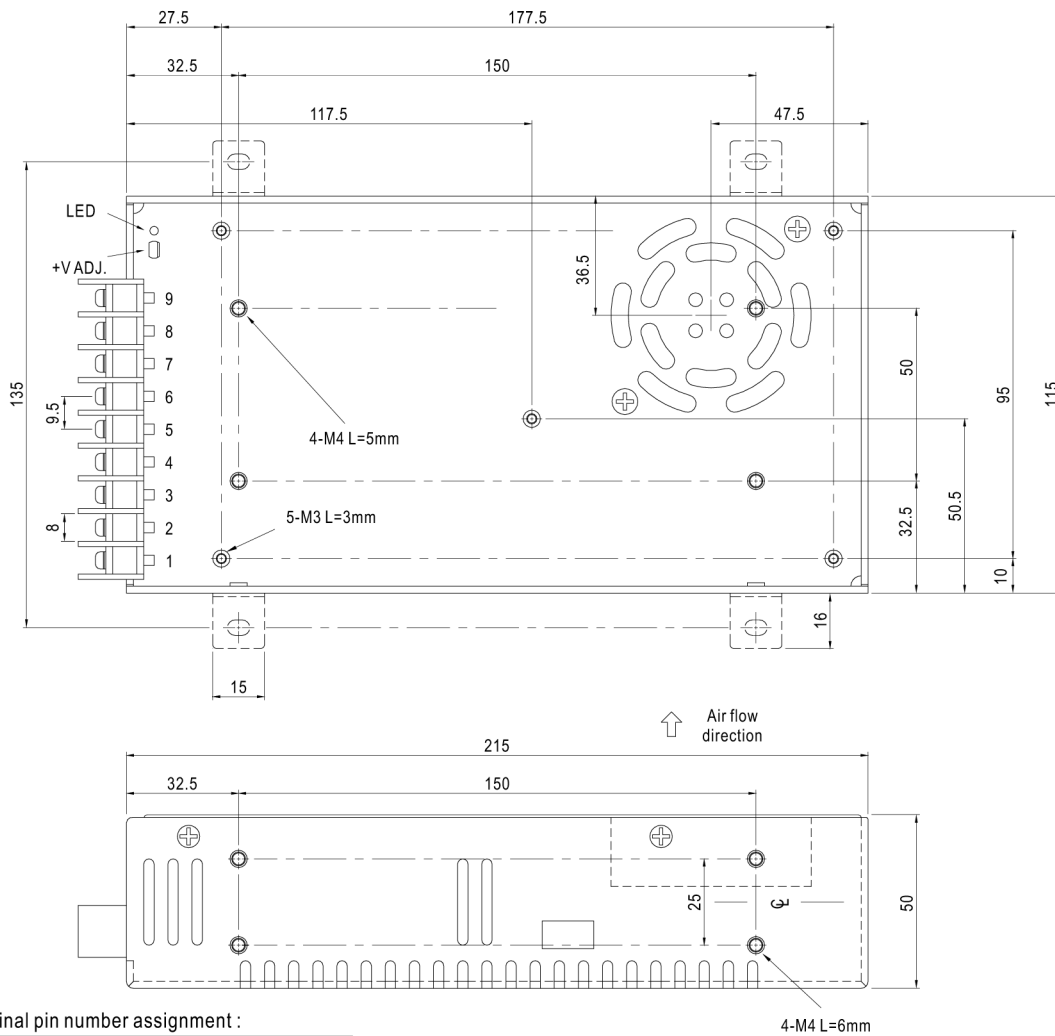
### Output Derating



### Static Characteristics



### Dimensions (mm)



Terminal pin number assignment :

Pin No.	Assignment	Pin No.	Assignment
1	AC/L	4~6	DC OUTPUT -V
2	AC/N	7~9	DC OUTPUT +V
3	FG $\perp$		