

**Features**

- AC input range selected by switch
- UL approved
- LED indication for power on
- 100% full load burn-in test
- Forced air cooling by built in DC ball bearing fan
- Short circuit, overload, over voltage protection
- Low cost
- 2 year warranty



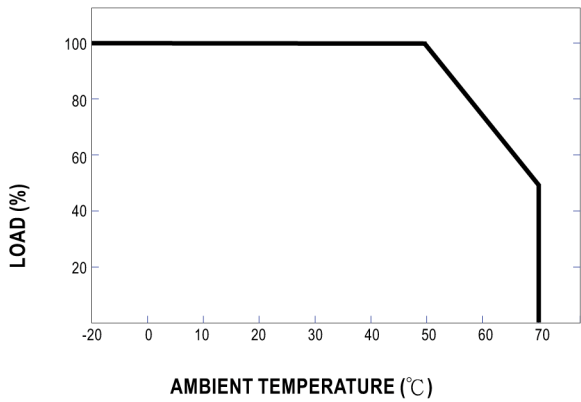
<b>DC output voltage</b>	27V
<b>Output rated current</b>	9A
<b>Output current range</b>	0~9A
<b>Rated output power</b>	243W
<b>Ripple &amp; noise</b>	150mVp-p
<b>Voltage adj. range</b>	24.3~29.7V
<b>Voltage tolerance</b>	±1.0%
<b>Line regulation</b>	±0.5%
<b>Load regulation</b>	±0.5%
<b>Setup, rise, hold time</b>	800ms, 50ms, 16ms/230VAC 800ms, 50ms, 16ms/115VAC at full load
<b>Input voltage range</b>	90~132VAC / 176~264VAC selected by switch 248~370VDC
<b>Frequency range</b>	47~63Hz
<b>Efficiency</b>	83%
<b>AC current</b>	6A/115V 3.5A/230V
<b>Inrush current</b>	30A/115VAC 50A/230VAC1
<b>Leakage current</b>	<2mA/240VAC
<b>Overload protection</b>	105~135% of rated load type: Hiccup mode, recovers automatically after fault condition is removed
<b>Over voltage protection</b>	31.05~36.45V type: Hiccup mode, recovers automatically after fault condition is removed
<b>Working temp., humidity</b>	-20~+70°C (Refer to output load derating curve) 20~90% RH non-condensing
<b>Storage temp., humidity</b>	-40~+85°C, 10~95% RH
<b>Temperature coefficient</b>	±0.03%/°C (0~50°C)
<b>Vibration</b>	10~500Hz, 2G 10min./1 cycle, 60 min. each along X,Y,Z axes
<b>Safety standards</b>	UL60950 Approved
<b>Withstand Voltage</b>	I/P-O/P: 3KVAC, I/P-FG: 1.5KVAC, O/P-FG: 0.5KVAC for 1 min
<b>Isolation resistance</b>	I/P-O/P, I/P-FG, O/P-FG: 100M Ohms/500VDC min.
<b>MTBF</b>	239Khrs min. MIL-HDBK-217F (25°C)
<b>Dimension</b>	5.91x5.51x3.39 Inches (150x140x86mm)
<b>Weight</b>	2.87lbs (1.3Kg)

**Notes:**

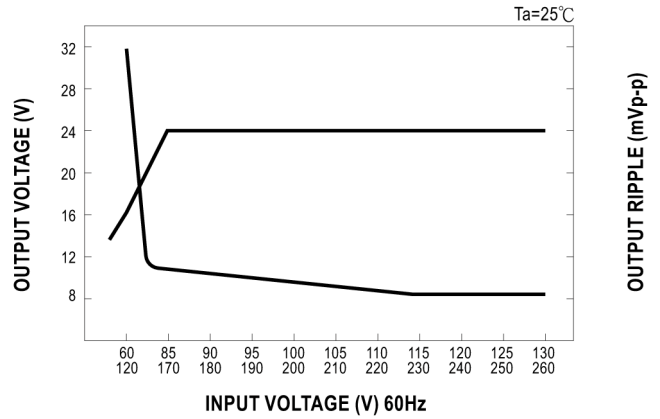
1. All parameters are specified at 230VAC input, rated load, 25°C 70% RH ambient
2. Tolerance includes set up tolerance, line regulation, load regulation
3. Ripple & noise are measured at 20MHz by using a 12" twisted pair terminated with a 0.1uF & 47uF capacitor

\*V-Infinity reserves the right to make changes to its products or to discontinue any product or service without notice, and to advise customers to verify the most up-to-date product information before placing orders. V-Infinity assumes no liability or responsibility for customer's applications using V-Infinity products other than repair or replacing (at V-I's option) V-Infinity products not meeting V-I's published specifications. Nothing will be covered outside of standard product warranty.

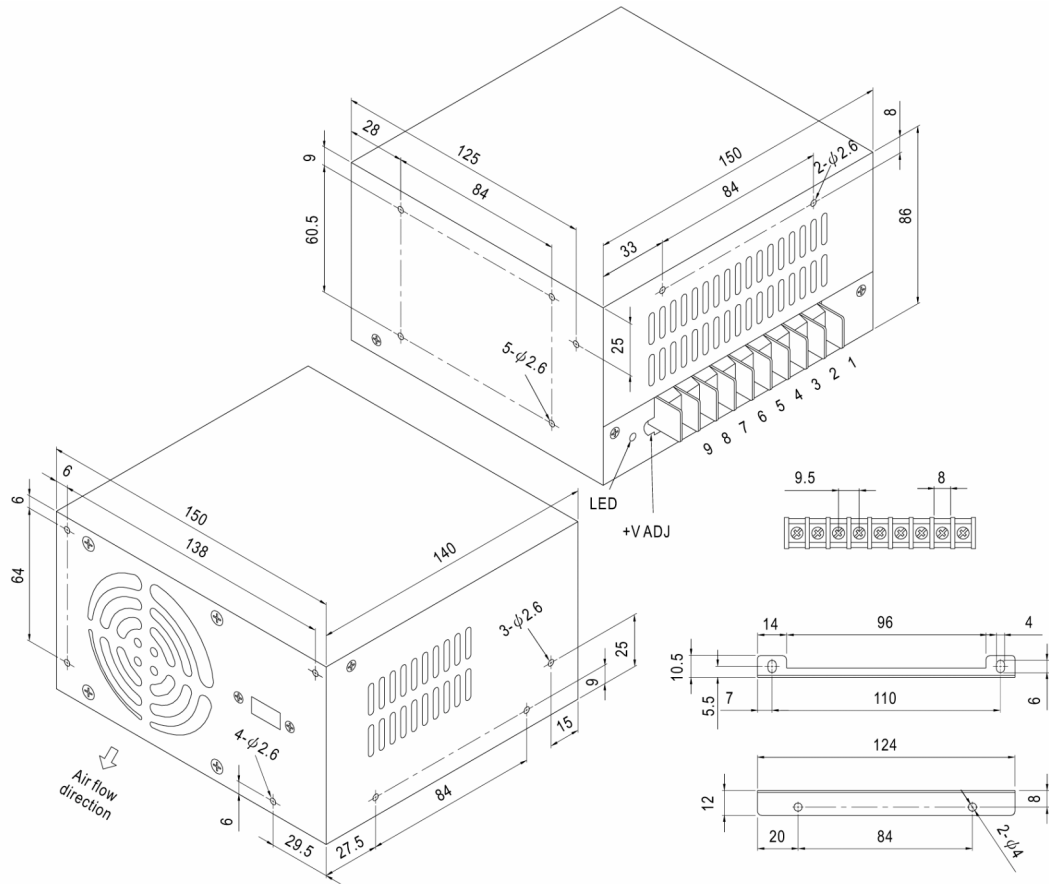
### Output Derating



### Static Characteristics



### Dimensions (mm)



Terminal Pin. No Assignment

Pin No.	Assignment	Pin No.	Assignment
1	AC/L	4,5,6	DC OUTPUT COM
2	AC/N	7,8,9	DC OUTPUT V1
3	FG $\perp$		