

Features

- AC input range selected by switch
- UL approved
- LED indication for power on
- 100% full load burn-in test
- Forced air cooling by built in DC ball bearing fan
- Short circuit, overload, over voltage protection
- Low cost
- 2 year warranty



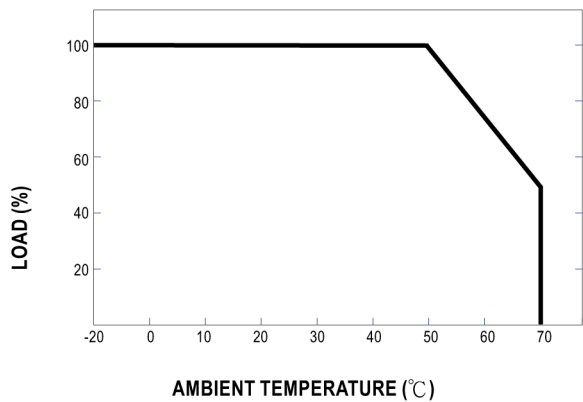
DC output voltage	5V
Output rated current	40A
Output current range	0~40A
Rated output power	200W
Ripple & noise	80mVp-p
Voltage adj. range	4.75~5.5V
Voltage tolerance	±2.0%
Line regulation	±0.5%
Load regulation	±1.0%
Setup, rise, hold time	800ms, 50ms, 16ms/230VAC 800ms, 50ms, 16ms/115VAC at full load
Input voltage range	90~132VAC / 176~264VAC selected by switch 248~370VDC
Frequency range	47~63Hz
Efficiency	76%
AC current	6A/115V 3.5A/230V
Inrush current	30A/115VAC 50A/230VAC1
Leakage current	<2mA/240VAC
Overload protection	105~135% of rated load type: Hiccup mode, recovers automatically after fault condition is removed
Over voltage protection	5.5~6.75V type: Hiccup mode, recovers automatically after fault condition is removed
Working temp., humidity	-20~+70°C (Refer to output load derating curve) 20~90% RH non-condensing
Storage temp., humidity	-40~+85°C, 10~95% RH
Temperature coefficient	±0.03%/°C (0~50°C)
Vibration	10~500Hz, 2G 10min./1 cycle, 60 min. each along X,Y,Z axes
Safety standards	UL60950 Approved
Withstand Voltage	I/P-O/P: 3KVAC, I/P-FG: 1.5KVAC, O/P-FG: 0.5KVAC for 1 min
Isolation resistance	I/P-O/P, I/P-FG, O/P-FG: 100M Ohms/500VDC min.
MTBF	239Khrs min. MIL-HDBK-217F (25°C)
Dimension	5.91x5.51x3.39 Inches (150x140x86mm)
Weight	2.87lbs (1.3Kg)

Notes:

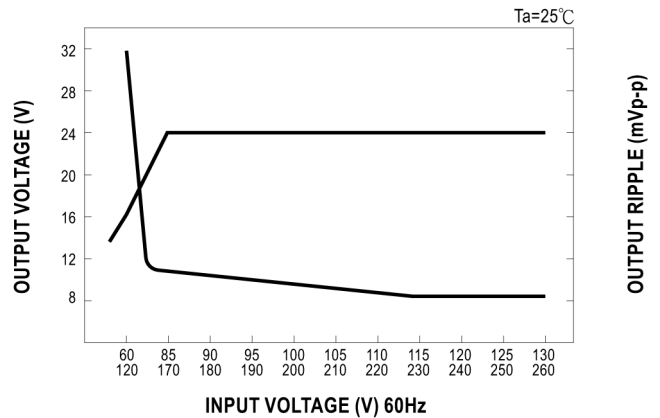
1. All parameters are specified at 230VAC input, rated load, 25°C 70% RH ambient
2. Tolerance includes set up tolerance, line regulation, load regulation
3. Ripple & noise are measured at 20MHz by using a 12" twisted pair terminated with a 0.1uF & 47uF capacitor

*V-Infinity reserves the right to make changes to its products or to discontinue any product or service without notice, and to advise customers to verify the most up-to-date product information before placing orders. V-Infinity assumes no liability or responsibility for customer's applications using V-Infinity products other than repair or replacing (at V-I's option) V-Infinity products not meeting V-I's published specifications. Nothing will be covered outside of standard product warranty.

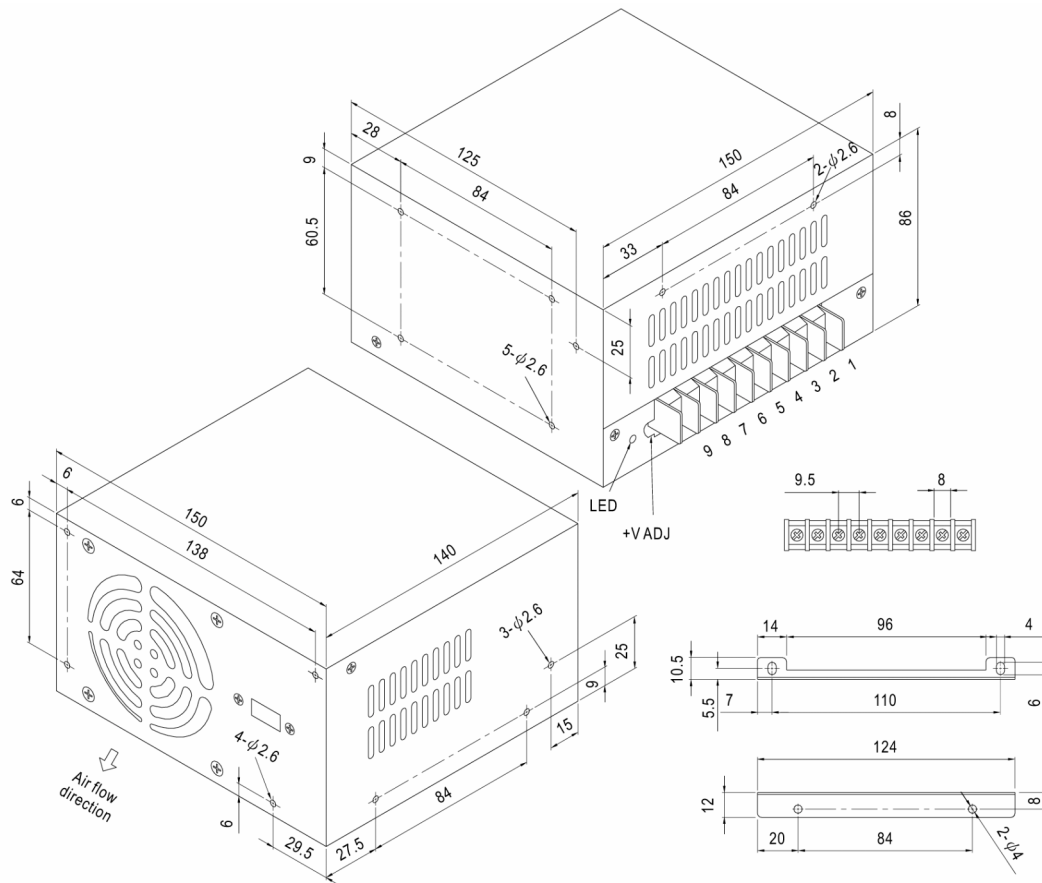
Output Derating



Static Characteristics



Dimensions (mm)



Terminal Pin. No Assignment

Pin No.	Assignment	Pin No.	Assignment
1	AC/L	4,5,6	DC OUTPUT COM
2	AC/N	7,8,9	DC OUTPUT V1
3	FG \perp		