

Features

- AC input range selectable by switch
- Protections: Short circuit/Over load/Over voltage
- Cooling by free air convection
- 100% full load burn-in test
- Fixed switching frequency at 83KHz
- 2 years warranty

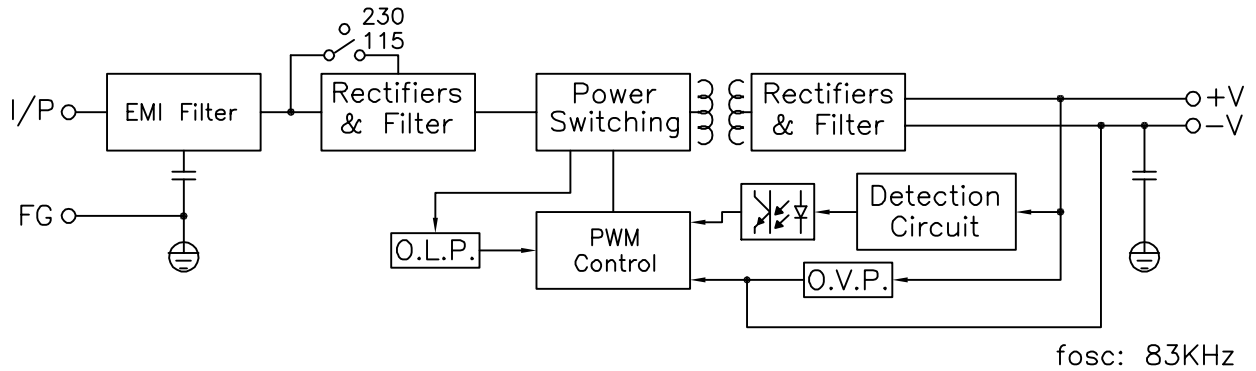


DC output voltage	7.5V
Output V. tolerance	±1%
Output rated current	13.5A
Output current range	0-13.5A
Ripple & noise	125mVp-p
Line regulation	±0.5%
Load regulation	±0.5%
DC output power	101W
Efficiency	78%
DC voltage adj.	±10%
Input voltage range	88~132VAC/176~264VAC selected by manual switch, 47~63Hz; or 248~370VDC
AC current	2.4A/115V 1.2A/230V
Inrush current	cold start 30A/115V 60A/230V
Leakage current	<1mA/240AC
Overload protection	105%~150%, pulsing (hiccup mode), auto restart
Over voltage protection	115%~135%
Over temp. protection	---
Temperature coefficient	±0.03% / °C (0~50°C)
Set up, rise, hold up time	1s, 30ms, 15ms
Vibration	10~500Hz, 2G 10min./1 cycle (1 hour each axes)
Withstand voltage	I/P-O/P: 3KVAC, I/P-FG: 1.5KVAC, O/P-FG: 0.5KVAC, for 1 min.
Isolation resistance	I/P-O/P, I/P-FG, O/P-FG: 500VDC / 100M Ohms min.
Working temp., humidity	-10°C~+60° (refer to output derating curve), 20%-90% RH
Storage temp., humidity	-20°C~+85°C, 10%-95% RH
Dimensions	7.83x3.86x1.5 inches (199x98x39mm), case 902
Weight	1.43 lbs (0.65 Kgs)
Safety standards	UL1012, EN60950 (IEC950, UL1950) approved
EMC standards	CISPR22 (EN55022), IEC801-2,3,4 IEC555-2 verification

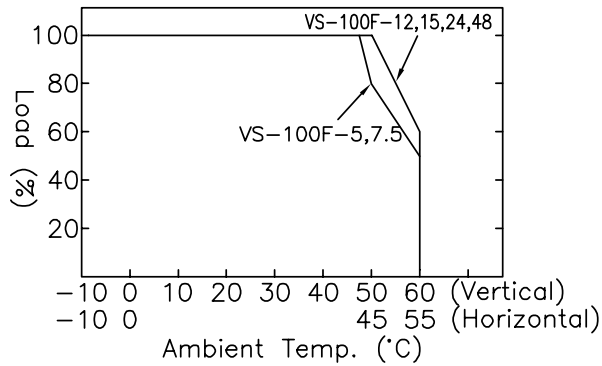
- Notes:
1. All parameters are specified at 230VAC input, rated load, 25°C 70% RH ambient
 2. Tolerance includes set up tolerance, line regulation, load regulation
 3. Ripple & noise are measured at 20MHz by using a 12" twisted pair terminated with a 0.1uF & 47 uF capacitor
 4. Line regulation is measured from low line to high line at rated load
 5. Load regulation is measure from 0% to 100% rated load

*V-Infinity reserves the right to make changes to its products or to discontinue any product or service without notice, and to advise customers to verify the most up-to-date product information before placing orders. V-Infinity assumes no liability or responsibility for customer's applications using V-Infinity products other than repair or replacing (at V-I's option) V-Infinity products not meeting V-I's published specifications. Nothing will be covered outside of standard product warranty.

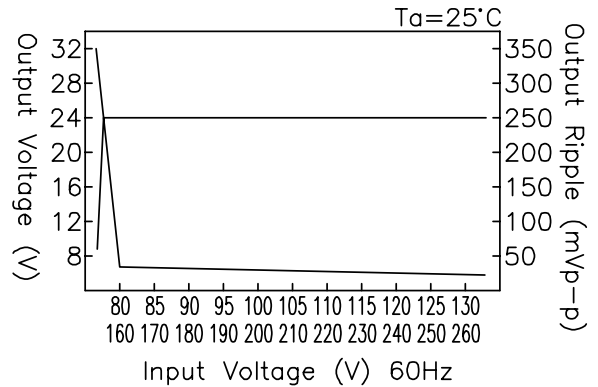
Block Diagram



Output Derating



Static Characteristics



Dimensions (mm)

Case 902:
Terminal Pin No. Assignment
PIN 1,2: AC INPUT
PIN 3: FG
PIN 4,5: DC OUTPUT -V
PIN 6,7: DC OUTPUT +V

