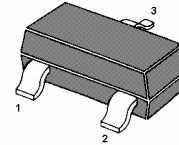


MMBTSC3838

NPN Silicon Epitaxial Planar Transistor

for high frequency amplifier application



1.BASE 2.EMITTER 3.COLLECTOR

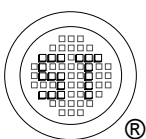
SOT-23 Plastic Package

Absolute Maximum Ratings ($T_a = 25\text{ }^\circ\text{C}$)

Parameter	Symbol	Value	Unit
Collector Base Voltage	V_{CBO}	20	V
Collector Emitter Voltage	V_{CEO}	11	V
Emitter Base Voltage	V_{EBO}	3	V
Collector Current	I_C	50	mA
Collector Power Dissipation	P_{tot}	200	mW
Junction Temperature	T_j	150	$^\circ\text{C}$
Storage Temperature Range	T_S	- 55 to + 150	$^\circ\text{C}$

Characteristics at $T_a = 25\text{ }^\circ\text{C}$

Parameter	Symbol	Min.	Typ.	Max.	Unit	
DC Current Gain at $V_{CE} = 10\text{ V}$, $I_C = 5\text{ mA}$ Current Gain Group	R	h_{FE}	56	-	160	-
	S	h_{FE}	120	-	240	-
Collector Cutoff Current at $V_{CB} = 10\text{ V}$	I_{CBO}	-	-	0.5	μA	
Emitter Cutoff Current at $V_{EB} = 2\text{ V}$	I_{EBO}	-	-	0.5	μA	
Collector Base Breakdown Voltage at $I_C = 10\text{ }\mu\text{A}$	$V_{(BR)CBO}$	20	-	-	V	
Collector Emitter Breakdown Voltage at $I_C = 1\text{ mA}$	$V_{(BR)CEO}$	11	-	-	V	
Emitter Base Breakdown Voltage at $I_E = 10\text{ }\mu\text{A}$	$V_{(BR)EBO}$	3	-	-	V	
Collector Emitter Saturation Voltage at $I_C = 10\text{ mA}$, $I_B = 5\text{ mA}$	$V_{CE(sat)}$	-	-	0.5	V	
Transition Frequency at $V_{CE} = 10\text{ V}$, $I_E = 10\text{ mA}$, $f = 500\text{ MHz}$	f_T	1.4	3.2	-	GHz	
Output Capacitance at $V_{CB} = 10\text{ V}$, $f = 1\text{ MHz}$	C_{ob}	-	-	1.5	pF	
Noise Figure at $V_{CE} = 6\text{ V}$, $I_C = 2\text{ mA}$, $f = 500\text{ MHz}$, $R_g = 50\text{ }\Omega$	NF	-	3.5	-	dB	



SEMTECH ELECTRONICS LTD.

(Subsidiary of Sino-Tech International Holdings Limited, a company listed on the Hong Kong Stock Exchange, Stock Code: 724)



Dated : 26/05/2007

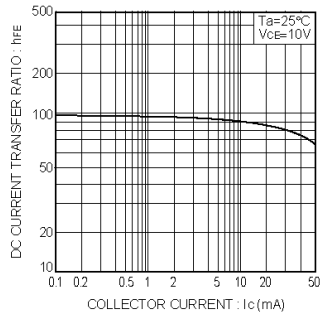


Fig.1 DC current gain vs. collector current

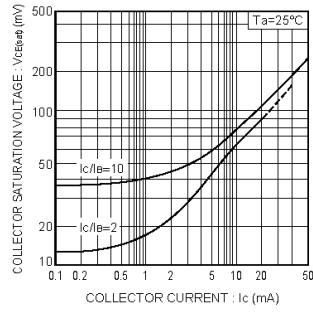


Fig.2 Collector-emitter saturation voltage vs. collector current

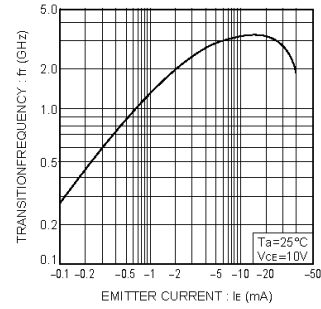


Fig.3 Gain bandwidth product vs. emitter current

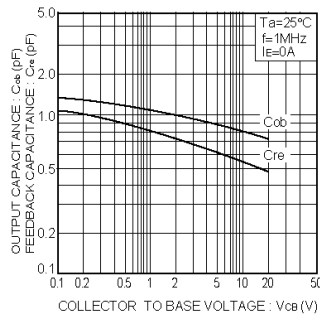


Fig.4 Capacitance vs. reverse bias voltage

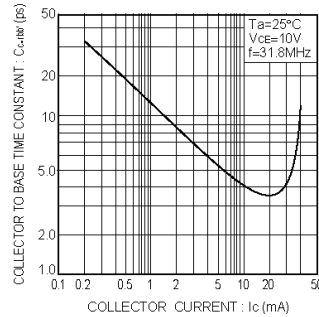


Fig.5 Collector to base time constant vs. collector current

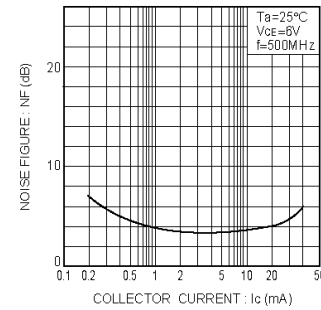
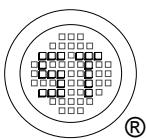


Fig.6 Noise factor vs. collector current characteristics



SEMTECH ELECTRONICS LTD.
 (Subsidiary of Sino-Tech International Holdings Limited, a company
 listed on the Hong Kong Stock Exchange, Stock Code: 724)



Dated : 26/05/2007