

1N4728A-G~1N4764A-G

SILICON ZENER DIODE

VOLTAGE 3.3 to 100 Volts

POWER 1.0 Watts

DO-41G

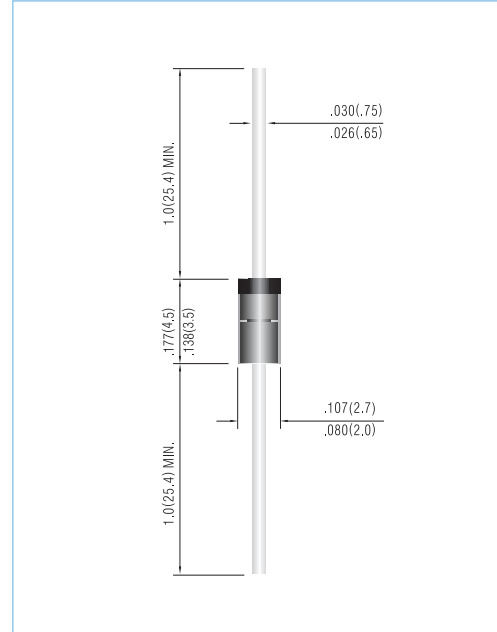
Unit: inch (mm)

FEATURES

- Low profile package
- Built-in strain relief
- Low inductance
- High temperature soldering : 260°C /10 seconds at terminals
- Glass package has Underwriters Laboratory Flammability Classification
- Pb free product are available : 99% Sn above can meet RoHS environment substance diective request

MECHANICAL DATA

- Case: Molded Glass DO-41G
- Terminals: Axial leads, solderable per MIL-STD-750, Method 2026 guaranteed
- Polarity: Color band denotes positive end
- Mounting position: Any
- Weight: 0.012 ounce, 0.336 gram



MAXIMUM RATINGS AND ELECTRICAL CHARACTERISTICS

Ratings at 25°C ambient temperature unless otherwise specified.

Parameter	Symbol	Value	Units
Power Dissipation at Tamb = 25 °C	P _{TOT}	1*	W
Junction Temperature	T _J	150	°C
Storage Temperature Range	T _{STG}	-65 to + 200	°C

*Valid provided that leads at a distance of 10mm from case are kept at ambient temperature.

Parameter	Symbol	Min.	Typ.	Max.	Units
Thermal Resistance Junction to Ambient Air	R _{θJA}	--	--	170*	K/W
Forward Voltage at I _F = 200mA	V _F	--	--	1.2	V

*Valid provided that leads at a distance of 10mm from case are kept at ambient temperature.

1N4728A-G~1N4764A-G

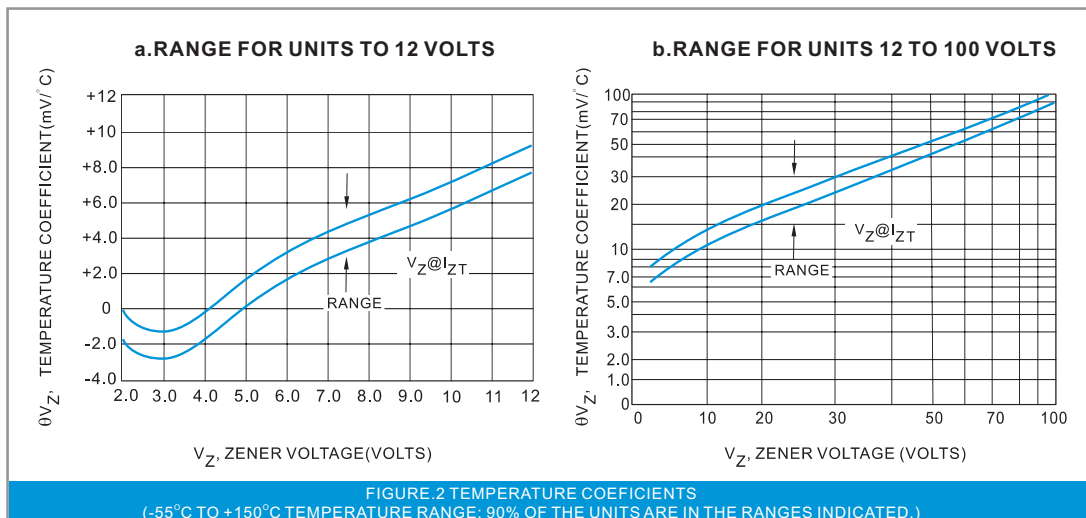
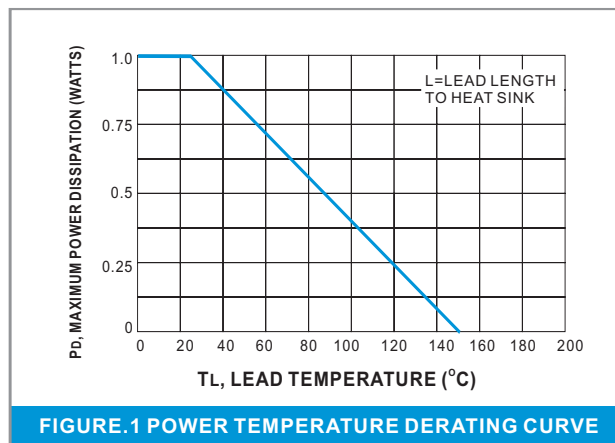
Part Number	Nominal Zener Voltage			Max. Zener Impedance				Maximum Leakage Current		Marking Code	Package
	Vz @ IzT			ZzT @ IzT		ZzK @ IzK		IR @ VR			
	Nom. V	Min. V	Max. V	Ω	mA	Ω	mA	μA	V		
1.0 Watt Zener Diodes											
1N4728A-G	3.3	3.14	3.47	10.0	76.00	400	1.00	100.00	1.00	1N4728A	DO-41G
1N4729A-G	3.6	3.42	3.78	10.0	69.00	400	1.0	100.00	1.00	1N4729A	DO-41G
1N4730A-G	3.9	3.71	4.10	9.0	64.00	400	1.0	50.00	1.00	1N4730A	DO-41G
1N4731A-G	4.3	4.09	4.52	9.0	58.00	400	1.0	10.00	1.00	1N4731A	DO-41G
1N4732A-G	4.7	4.47	4.94	8.0	53.00	500	1.0	10.00	1.00	1N4732A	DO-41G
1N4733A-G	5.1	4.85	5.36	7.0	49.00	550	1.0	10.00	1.00	1N4733A	DO-41G
1N4734A-G	5.6	5.32	5.88	5.0	45.00	600	1.0	10.00	2.00	1N4734A	DO-41G
1N4735A-G	6.2	5.89	6.51	2.0	41.00	700	1.0	10.00	3.00	1N4735A	DO-41G
1N4736A-G	6.8	6.46	7.14	3.5	37.00	700	1.0	5.00	4.00	1N4736A	DO-41G
1N4737A-G	7.5	7.13	7.88	4.0	34.00	700	0.5	5.00	5.00	1N4737A	DO-41G
1N4738A-G	8.2	7.79	8.61	4.5	31.00	700	0.5	5.00	6.00	1N4738A	DO-41G
1N4739A-G	9.1	8.65	9.56	5.0	28.00	700	0.5	0.50	7.00	1N4739A	DO-41G
1N4740A-G	10.0	9.50	10.50	7.0	25.00	700	0.25	0.50	7.60	1N4740A	DO-41G
1N4741A-G	11.0	10.45	11.55	8.0	23.00	700	0.25	0.10	8.40	1N4741A	DO-41G
1N4742A-G	12.0	11.40	12.60	9.0	21.00	700	0.25	0.10	9.10	1N4742A	DO-41G
1N4743A-G	13.0	12.35	13.65	10	19.00	700	0.25	0.10	9.90	1N4743A	DO-41G
1N4744A-G	15.0	14.25	15.75	14	17.00	700	0.25	0.10	11.40	1N4744A	DO-41G
1N4745A-G	16.0	15.20	16.80	16	15.50	700	0.25	0.10	12.20	1N4745A	DO-41G
1N4746A-G	18.0	17.10	18.90	20	14.00	750	0.25	0.10	13.70	1N4746A	DO-41G
1N4747A-G	20.0	19.00	21.00	22	12.50	750	0.25	0.10	15.20	1N4747A	DO-41G
1N4748A-G	22.0	20.90	23.10	23	11.50	750	0.25	0.10	16.70	1N4748A	DO-41G
1N4749A-G	24.0	22.80	25.20	25	10.50	750	0.25	0.10	18.20	1N4749A	DO-41G
1N4750A-G	27.0	25.65	28.35	35	9.50	750	0.25	0.10	20.60	1N4750A	DO-41G
1N4751A-G	30.0	28.50	31.50	40	8.50	1000	0.25	0.10	22.80	1N4751A	DO-41G
1N4752A-G	33.0	31.35	34.65	45	7.50	1000	0.25	0.10	25.10	1N4752A	DO-41G
1N4753A-G	36.0	34.20	37.80	50	7.00	1000	0.25	0.10	27.40	1N4753A	DO-41G
1N4754A-G	39.0	37.05	40.95	60	6.50	1000	0.25	0.10	29.70	1N4754A	DO-41G
1N4755A-G	43.0	40.85	45.15	70	6.00	1500	0.25	0.10	32.70	1N4755A	DO-41G
1N4756A-G	47.0	44.65	49.35	80	5.50	1500	0.25	0.10	35.80	1N4756A	DO-41G
1N4757A-G	51.0	48.45	53.55	95	5.00	1500	0.25	0.10	38.80	1N4757A	DO-41G
1N4758A-G	56.0	53.20	58.80	110	4.50	2000	0.25	0.10	42.60	1N4758A	DO-41G
1N4759A-G	62.0	58.90	65.10	125	4.00	2000	0.25	0.10	47.10	1N4759A	DO-41G
1N4760A-G	68.0	64.60	71.40	150	3.70	2000	0.25	0.10	51.70	1N4760A	DO-41G
1N4761A-G	75.0	71.25	78.75	175	3.30	2000	0.25	0.10	56.00	1N4761A	DO-41G
1N4762A-G	82.0	77.90	86.10	200	3.00	3000	0.25	0.10	62.20	1N4762A	DO-41G
1N4763A-G	91.0	86.45	95.55	250	2.80	3000	0.25	0.10	69.20	1N4763A	DO-41G
1N4764A-G	100	95.00	105.00	350	2.50	3000	0.25	0.10	76.00	1N4764A	DO-41G

1N4728A-G~1N4764A-G

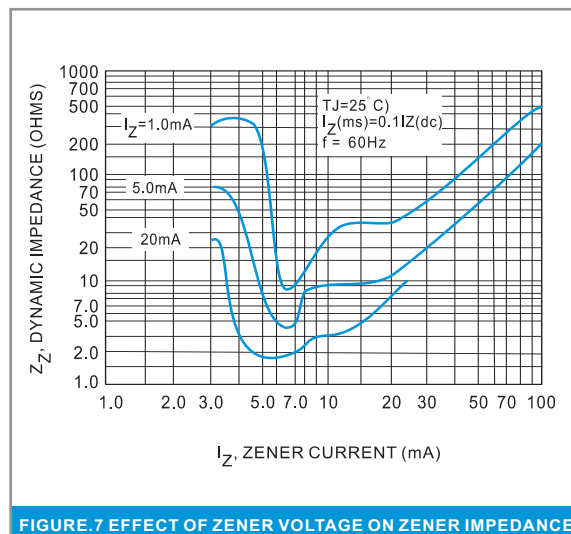
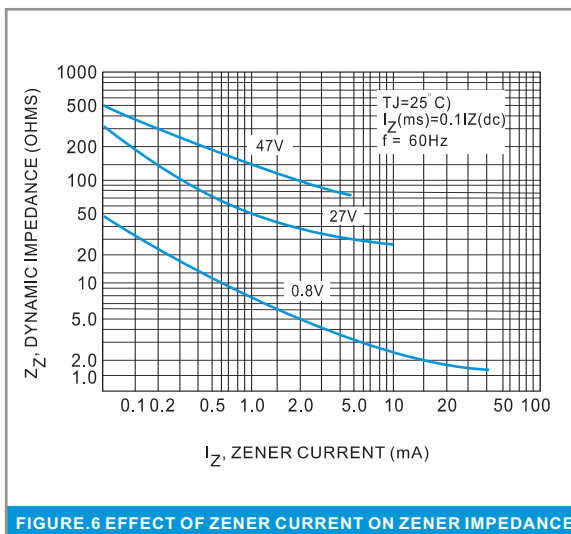
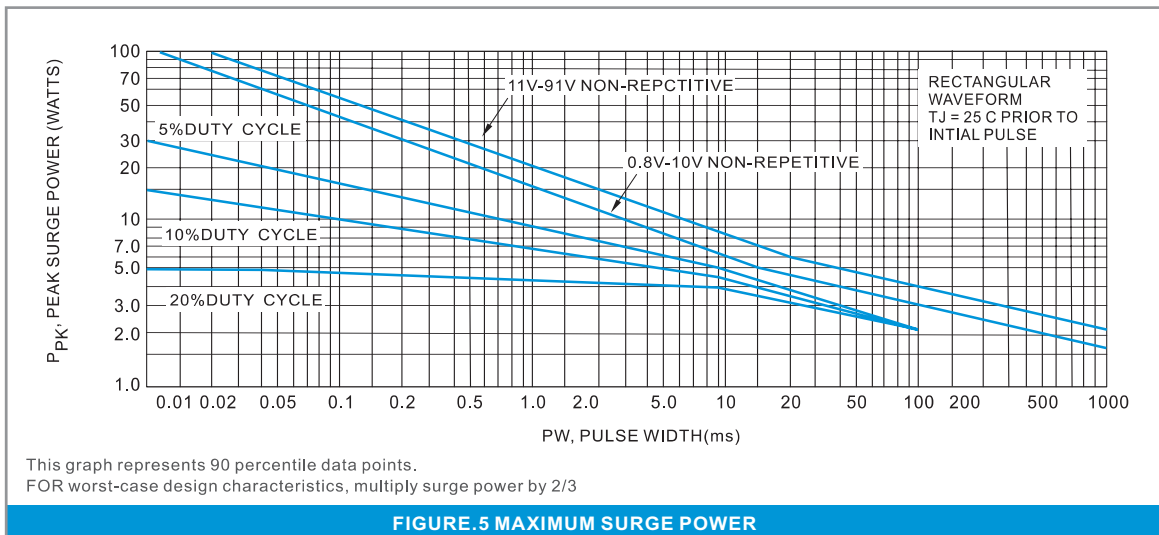
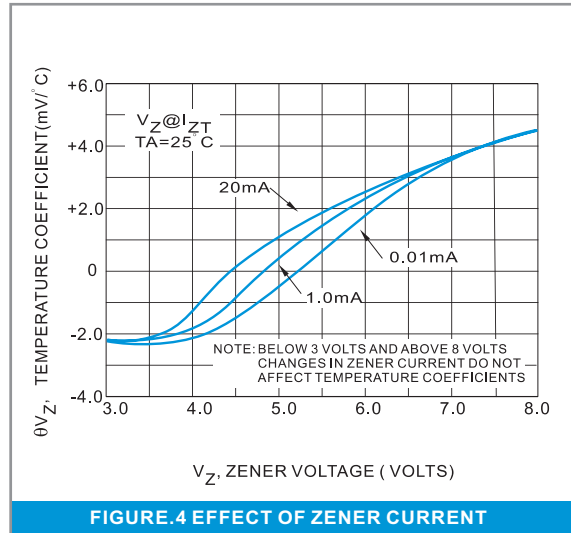
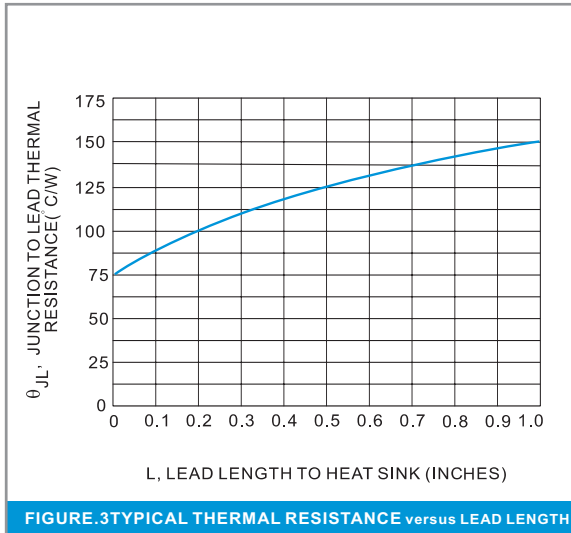
NOTE:

1. Tolerance and Type Number Designation. The type numbers listed have a standard tolerance on the nominal zener voltage of $\pm 5\%$
2. Specials Available Include:
 - A. Nominal zener voltages between the voltages shown and tighter voltage tolerances.
 - B. Matched sets.
3. Zener Voltage (V_Z) Measurement. Guarantees the zener voltage when measured at 90 seconds while maintaining the lead temperature (T_L) at $30^\circ\text{C} \pm 1^\circ\text{C}$, from the diode body.
4. Zener Impedance (Z_Z) Derivation. The zener impedance is derived from the 60 cycle ac voltage, which results when an ac current having an rms value equal to 10% of the dc zener current (I_{ZT} or I_{ZK}) is superimposed on I_{ZT} or I_{ZK} .
5. Surge Current (I_r) Non-Repetitive. The rating listed in the electrical characteristics table is maximum peak, non-repetitive, reverse surge current of 1/2

RATING AND CHARACTERISTICS CURVES



1N4728A-G~1N4764A-G



1N4728A-G~1N4764A-G

