


www.DataSheet4U.com

- **RATED 1W OUTPUT**
- **HIGH POWER DENSITY**
- **SIP/DIP PACKAGE**
- **SINGLE OUTPUT**
- **INDUSTRIAL STANDARD PIN-OUT**
- **1KVAC ISOLATION**
- **FIXED INPUT**
- **UNREGULATED OUTPUT**
- **PCB MOUNTING**



ELECTRICAL SPECIFICATIONS

All specifications tested typically @ 25°C, humidity<75%, nominal input and rated output unless otherwise noted.

OUTPUT SPECIFICATIONS

Items:	Testing condition	Min	Typ	Max
Output accuracy:	At full load and nominal Vin			±5%
Output power:				1W
Line regulation:	+/- 1,2 % / 1,0 % of Vin			
Load regulation:	From 20% to full load	5V output,+/- 10%,others:+/- 8 %		
Ripple and noise:	20MHz bandwidth			100 mV p-p
Temperature drift:				±0.02 %/°C
Minimum load				10%
Switching frequency			125KHz	

INPUT SPECIFICATIONS

Items:	Min	Typ	Max
Input voltage range		+/- 10 %	
Input filter		Capacitor	

COMMON SPECIFICATIONS

Items	Min	Typ.	Max
Operating temperature range	-40°C		+85°C
Storage temperature range	-55°C		+125°C
Humidity			90%
Cooling	Free Air Convection		
Leak current	1 mA		
Isolation voltage (VAC)	Input to Output	1,000	
Isolation resistance (ohms)		10 ⁹	
Isolation capacitance (pF)		60	
Efficiency (%)	See Product List	72	82

www.DataSheet4U.com

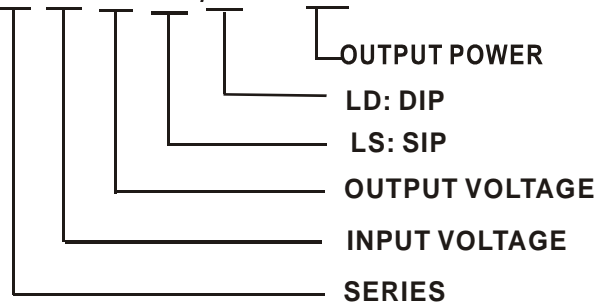
Case material <small>www.DataSheet4U.com</small>	Non-conductive black plastic
Potting material	Epoxy Resin UL94-V0
Packing material	Tube
Dimension (mm / inch) (L*W*H)	SIP: 19.6*6.00*10mm DIP: 20.4*10*6.5mm
Weight (g)	2~3g
MTBF (Hrs)	>1,000,000

PRODUCT LIST

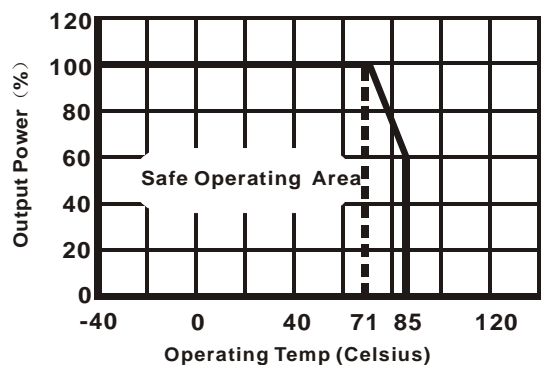
Part Number	Input Voltage (VDC)			Output		Efficiency (%, Typ.)	Package	Capacitor Load Max (uF)
	Range	Nominal	Max.	Max Current (mA)	Voltage (VDC)			
B0503LS/D-1W	4.5-5.5	5	5.5	303	3.3	72	SIP/DIP	10
B0505LS/D-1W		5	5.5	200	5	76	SIP/DIP	10
B0512LS/D-1W		5	5.5	84	12	72	SIP/DIP	2.2
B1205LS/D-1W	10.8-13.2	12	13.2	200	5	75	SIP/DIP	10
B1212LS/D-1W		12	13.2	84	12	78	SIP/DIP	2.2
B1215LS/D-1W		12	13.2	68	15	80	SIP/DIP	1
B1505LS/D-1W	13.5-16.5	15	16.5	200	5	72	SIP/DIP	10
B1512LS/D-1W		15	16.5	84	12	78	SIP/DIP	2.2
B1515LS/D-1W		15	16.5	68	15	80	SIP/DIP	1
B2405LS/D-1W	21.6-26.4	24	26.4	200	5	75	SIP/DIP	10
B2409LS/D-1W		24	26.4	111	9	77	SIP/DIP	10
B2412LS/D-1W		24	26.4	84	12	77	SIP/DIP	2.2
B2415LS/D-1W		24	26.4	76	15	82	SIP/DIP	1

NOMENCLATURE

B 05 05 LS/LD - 1W

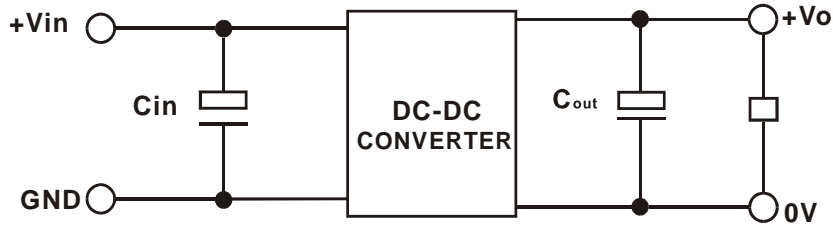


TEMPERATURE DERATING GRAPH



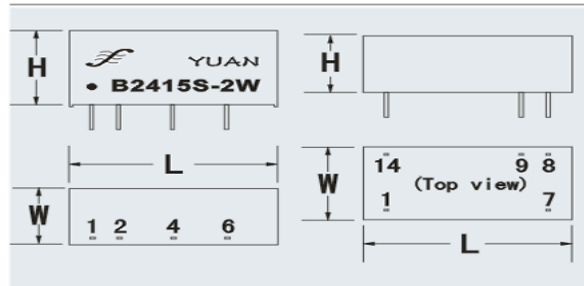
TYPICAL CONNECTION

www.DataSheet4U.com



OUTLINE DIMENSION

SIZE	SIP(LxWxH)	DIP(LxWxH)
W1-1W	19.6x6.0x10	20.4x10x6.5
2W	19.6x7.0x10	20.4x10x6.5



PKG	Vin	GND	-Vo	0V	+Vo
BS	1	2		4	6
BD	14	1		8	9

Note: NC Pin can't be connected to any external circuit.

PINS DEFINITION

SIP	Connection		DIP
1	+Vin	Input	14
2	GND	Input	1
4	0V	Output	8
6	+VO	Output	9
		NC	7

SHENZHEN SUNYUAN TECHNOLOGY CO., LTD.

3F, 3Bldg, Duoli Industrial Zone,
Meihua Rd. Futian District,
Shenzhen 518049, China
Tel: +86-755-83100080
Fax: +86-755-83116652
Email: info@szsunyun.com
www.szsunyun.com