



## GP30 Series PPTC Thermistors (PPTC Resettable Fuses)

Shenzhen Goodpoly Electron Co., Ltd.

Radial leaded devices

Very high voltage surge capabilities

Available in lead-free version

Agency Recognition: UL, TUV



### Electrical Characteristics

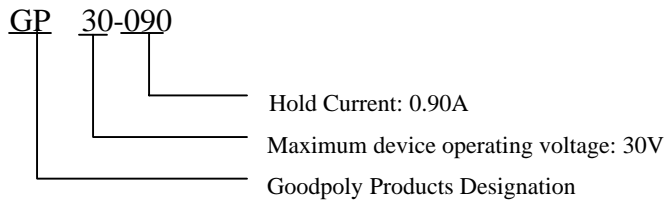
Model	V <sub>max</sub> (v)	R <sub>o</sub> ( )	I <sub>T</sub> (A)	I <sub>max</sub> (A)	T <sub>T</sub> (s)	I <sub>H</sub> (A)
GP30-090	30	0.07-0.12	1.80	40	7.1	0.90
GP30-110	30	0.05-0.10	2.20	40	6.6	1.10
GP30-135	30	0.04-0.08	2.70	40	7.3	1.35
GP30-160	30	0.03-0.07	3.20	40	8.0	1.60
GP30-185	30	0.03-0.06	3.70	40	8.7	1.85
GP30-250	30	0.02-0.04	5.00	40	10.3	2.50
GP30-300	30	0.02-0.05	6.00	40	10.8	3.00
GP30-400	30	0.01-0.03	8.00	40	12.7	4.00
GP30-500	30	0.01-0.03	10.00	40	14.5	5.00
GP30-600	30	0.005-0.02	12.00	40	16.0	6.00
GP30-700	30	0.005-0.02	14.00	40	17.5	7.00
GP30-800	30	0.005-0.02	16.00	40	18.8	8.00
GP30-900	30	0.005-0.01	18.00	40	20.0*	9.00

\* Devices tested at 40A. The others tested at 5 I<sub>H</sub>.V<sub>max</sub> (V): Maximum device operating voltage.R<sub>o</sub> ( ): Minimum ~ maximum device resistance at 25 prior to tripping.I<sub>T</sub> ( A ): Tripping current: minimum current at which the device will trip at 25 under specified condition.I<sub>max</sub> ( A ): Maximum fault current device can withstand without damage at rated voltage.T<sub>T</sub> ( S ): Maximum time to trip at specified current. (Devices tested at 40A. The others tested at 5I<sub>H</sub>)I<sub>H</sub> ( A ): Hold current: maximum current at which the device will not trip at 25 still air.



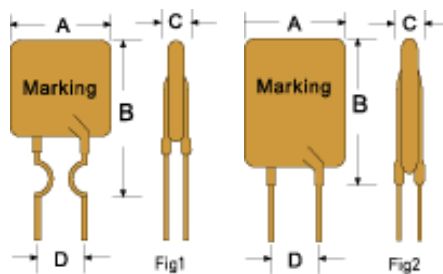
## GP30 Series PPTC Thermistors (PPTC Resettable Fuses)

### Part Numbering System



### Dimensions

Model	Amax (mm)	Bmax (mm)	Cmax (mm)	Dtyp (mm)	Diameter of Lead (mm)	Fig.
GP30-090	6.5	14.0	3.1	5.1	0.6	1
GP30-110	8.0	14.0	3.1	5.1	0.6	1
GP30-135	9.0	14.0	3.1	5.1	0.6	1
GP30-160	10.0	17.0	3.1	5.1	0.6	1
GP30-185	11.0	17.0	3.1	5.1	0.6	1
GP30-250	12.0	19.0	3.1	5.1	0.6	1
GP30-300	12.0	21.0	3.1	5.1	0.8	2
GP30-400	14.5	23.0	3.1	5.1	0.8	2
GP30-500	14.5	28.0	3.1	10.2	0.8	2
GP30-600	17.0	28.0	3.1	10.2	0.8	2
GP30-700	19.5	30.0	3.1	10.2	0.8	2
GP30-800	22.0	32.0	3.1	10.2	0.8	2
GP30-900	24.5	36.5	3.1	10.2	0.8	2



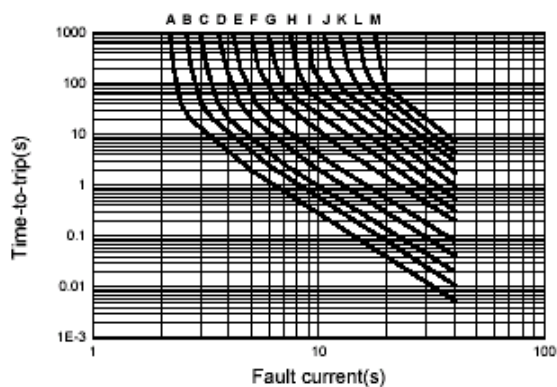


## GP30 Series PPTC Thermistors (PPTC Resettable Fuses)

### Typical T-I Derating Form

Model	Ambient Temperature( )								
	-40	-20	0	25	40	50	60	70	85
GP30-090	1.40	1.25	1.10	0.90	0.75	0.69	0.65	0.60	0.50
GP30-110	1.75	1.52	1.33	1.10	0.99	0.90	0.80	0.73	0.63
0.60-135	2.15	1.94	1.70	1.35	1.20	1.14	1.00	0.90	0.81
GP30-160	2.49	2.21	1.94	1.60	1.42	1.31	1.19	1.03	0.88
GP30-185	2.87	2.59	2.28	1.85	1.63	1.52	1.33	1.21	1.05
GP30-250	3.82	3.44	3.03	2.50	2.17	2.00	1.81	1.59	1.39
GP30-300	4.55	4.10	3.60	3.00	2.65	2.51	2.24	2.01	1.74
GP30-400	6.00	5.40	4.74	4.00	3.47	3.28	2.82	2.63	2.26
GP30-500	7.44	6.68	5.80	5.00	4.30	4.03	3.58	3.22	2.77
GP30-600	8.90	7.99	7.08	6.00	5.13	4.82	4.27	3.84	3.30
GP30-700	10.35	9.30	8.21	7.00	5.95	5.58	4.96	4.46	3.84
GP30-800	11.60	10.60	9.35	8.00	6.79	6.36	5.64	5.07	4.36
GP30-900	13.25	11.90	10.49	9.00	7.53	7.12	6.32	5.69	4.88

### Typical T-I Charts at 25



**A=GP30-090**      **H=GP30-400**  
**B= GP30-110**    **I= GP30-500**  
**C= GP30-135**    **J= GP30-600**  
**D= GP30-160**    **K= GP30-700**  
**E= GP30-185**    **L= GP30-800**  
**F = GP30-250**    **M= GP30-900**  
**G= GP30-300**