

Slide Potentiometers for Fader Control of Mixers Low-profile Master Type (Super Y Fader)

RS6011 Y Series



Compact and good operational feel, suitable for mixing console faders.



Typical Specifications

Items	Specifications
Total resistance tolerance	± 20%
Maximum operating voltage	150V AC
Operating force	0.1 to 2.0N
Operating life	30,000cycles
Operating temperature range	- 10 to + 60

Rotary Potentiometers

Slide Potentiometers

Product Line

Number of resistor elements	Travel (mm)	Lever type	Length of lever (mm)	Total resistance (kΩ)	Resistance taper	Minimum packing unit (pcs.)	Products No.
Single-unit	60	6	15	10	10A	1,000	RS6011SY6002
Dual-unit				20	15A		RS6011SY6008
				10	1B		RS6011DY6006
				20	15A		RS6011DY6009

General-use

Mixer

Note

Products other than those listed in above products are also available. Please contact us for details.

Dimensions

Unit:mm

Style	PC board mounting hole dimensions
	<p>The RS6011SY uses lug terminals for terminals 1' 2' 3'.</p>

Refer to P.436 for product varieties.
Refer to P.436 for details of lever types.

Product Varieties

In addition to the recommended products, the following specifications can also be accommodated.

Total Resistance Variety

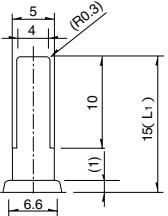
Total resistance(k)	10	20	50
----------------------	----	----	----

Resistance Taper

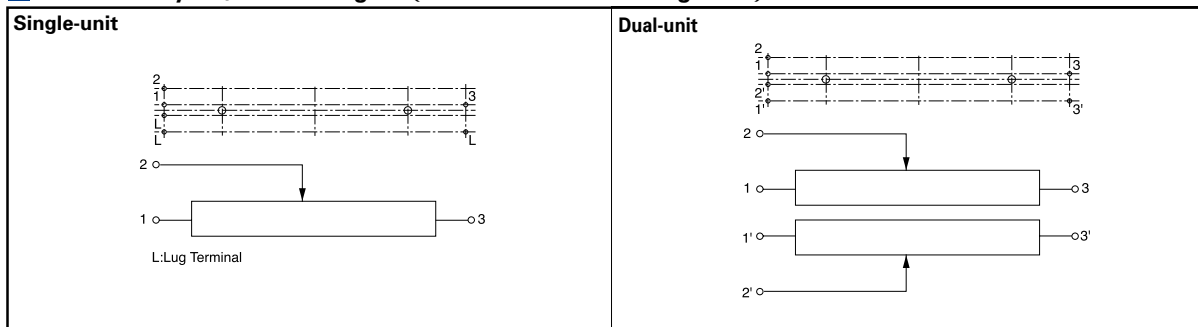
Resistance taper	15A	1B	10A
------------------	-----	----	-----

Lever Types

Unit:mm

Configuration code	6 (Metal lever)
Dimensions	 <p>t=1.2</p>
Length L ₁	15

Terminal Layout/Circuit Diagram (Viewed from Mounting Side)



Corresponding Specifications

Dust cover	Available
Mounting plate	Available

Notes

1. marked are specifications recommended by ALPS.
2. Products other than those listed in the above list are also available. Please contact us for details.

Refer to P.437, 502 for resistance taper.

Orders Other Than Recommended Products

When ordering product varieties that are not listed in the Product Line, please specify by referring to the below example.

Sample Part Number

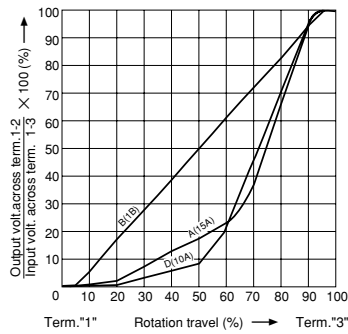
R S 6 0 1 1 S Y — **D 1 0 3**

Number of resistor elements

Single-unit	S
Dual-unit	D

Resistance taper

Code	Resistance taper
A	15A
B	1B
D	10A



Total resistance

Code	Total resistance (kΩ)
103	10
203	20
503	50






Rotary Potentiometers

Slide Potentiometers

General-use

Mixer

List of Varieties

Item	Master type		Low-profile master type				Motor-driven master type				
	RS	K	RS	N1	RS	N11S	RS6011 Y	RSA0K1 V	RS	N1 M	
Photo											
Outlined specifications	Travel (mm)		60 (RS60N11) 100 (RSA0N11) 100 (RSA0K12)		60 (RS60N11) 100 (RSA0N11S)		60 (RS6011SY) 60 (RS6011DY)		100 (RSA0K11V) 60 (RS60N11M) 100 (RSA0N11M)		
	Number of resistor elements		Single-unit	Dual-unit	Single-unit	Dual-unit	Single-unit		Dual-unit	Single-unit (CP type)	
Electrical Performance	Total resistance (k)		10, 50, 100, 250				RS N1 : 10, 50, 100, 250 RS N11S : 10, 50, 100, 250 RS6011 Y : 10, 20, 50		RS N1 M : 10, 50, 100, 250 RSA0K1 V : 10		
	Resistance taper		15A, 1B				RS N1 : 15A, 1B, 10A RS N1 S : 15A, 1B, 10A RS6011 Y : 15A, 1B, 10A		Single-unit : 1B Dual-unit : Servo 1B Audio 15A, 1B, 10A		
Mechanical Performance	Operating force		Standard : 0.1 to 0.6N				RS N1 Single-unit : 0.05 to 0.8N Dual-unit : 0.05 to 0.9N RS6011 Y 0.1 to 2.0N RS N11S 0.05 to 0.8N		RS N1 M 0.3 to 1.3N RSA0K1 V, Single-unit : 0.15 to 0.65N		
	Stopper strength		100N								
	Lever push-pull strength		100N				50N				
	Lever deviation (mm) Both Side		$\frac{2(2 \times L)}{25}$								
	Lever deviation		0.5mm max. (One side)								
Soldering	Manual soldering		350 max. 3s max.								
	Dip soldering		260 max. 5s max. RS N1 M (Lead type), RSA0K1 V : not available								
Environmental Performance	Cold		- 30 ± 2 for 96h								
	Dry heat		70 ± 2 for 240h								
	Damp heat		40 ± 2 , 90 to 95%RH for 96h								
Page		424	428	434	435	438					

Rotary Potentiometers

Slide Potentiometers

General-use

Mixer

Slide Volume Control Operations Cautions444, 445

Notes

1. Attenuation is specified for residual resistance.
2. "L" in the "Lever Wobble" column of the above table indicates the length of lever.
3. Products other than those listed in the above list are also available. Please contact us for details.