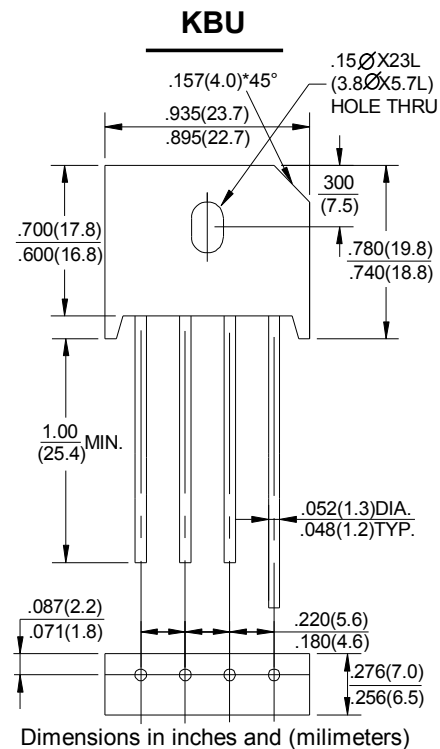


## GLASS PASSIVATED BRIDGE RECTIFIERS

REVERSE VOLTAGE - 50 to 1000Volts  
FORWARD CURRENT - 6.0 Amperes

### FEATURES

- Surge overload rating -150 amperes peak
- Ideal for printed circuit board
- Reliable low cost construction utilizing molded plastic technique
- Plastic material has UL
- Mounting position:Any
- Mounting torque:5 In.lb.Max



### MAXIMUM RATINGS AND ELECTRICAL CHARACTERISTICS

Rating at 25°C ambient temperature unless otherwise specified.

Single phase, half wave ,60Hz, resistive or inductive load.

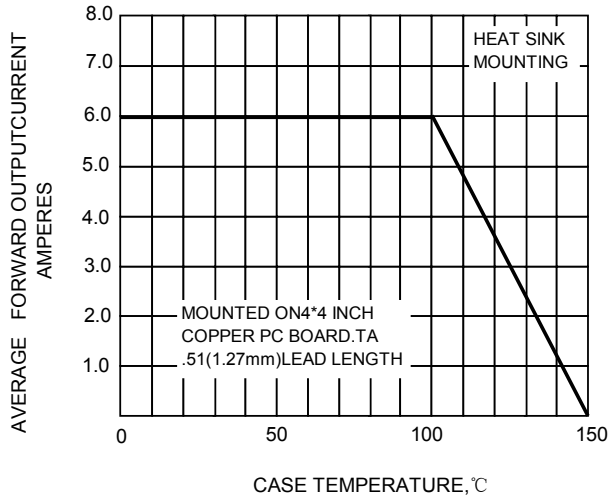
For capacitive load, derate current by 20%

CHARACTERISTICS	SYMBOL	KBU 6005G	KBU 601G	KBU 602G	KBU 604G	KBU 606G	KBU 608G	KBU 610G	UNIT
Maximum Recurrent Peak Reverse Voltage	V <sub>RRM</sub>	50	100	200	400	600	800	1000	V
Maximum RMS Voltage	V <sub>RMS</sub>	35	70	140	280	420	560	700	V
Maximum DC Blocking Voltage	V <sub>DC</sub>	50	100	200	400	600	800	1000	V
Maximum Average Forward Rectified Output Current at T <sub>C</sub> =100°C	I <sub>(AV)</sub>	6.0							A
Peak Forward Surge Current 8.3ms single Half Sine-Wave Super Imposed on Rated Load (JEDEC Method)	I <sub>FSM</sub>	150							A
Maximum Instantaneous Forward Voltage Drop per Element at 3.0A	V <sub>F</sub>	1.1							V
Maximum Reverse Leakage at rated DC Blocking Voltage Per Element T <sub>J</sub> =25°C	I <sub>R</sub>	10							μA
DC Blocking Voltage Per Element T <sub>J</sub> =100°C		100							
Typical Junction Capacitance Per Element (Note1)	C <sub>J</sub>	260							pF
Operating Temperature Range	T <sub>J</sub>	-55 to +150							°C
Storage Temperature Range	T <sub>STG</sub>	-55 to +150							°C

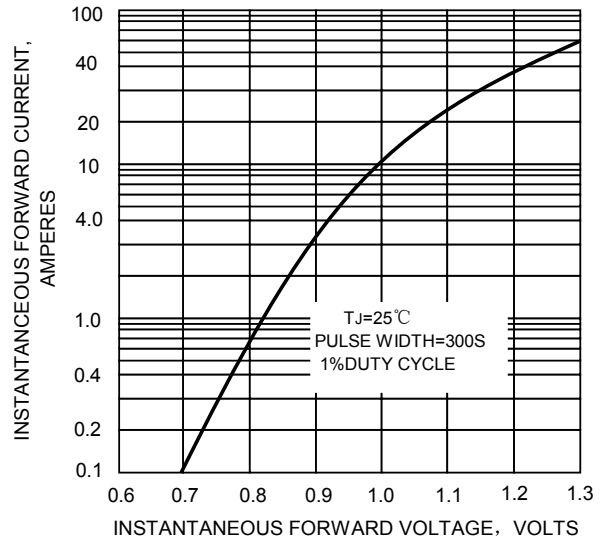
NOTES: 1.Measured at 1.0MHz and applied reverse voltage of 4.0V DC.



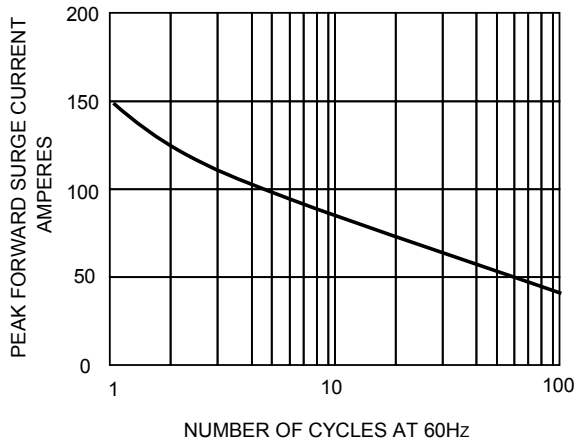
**FIG.1-DERATING CURVE FOR OUTPUT RECTIFIED CURRENT**



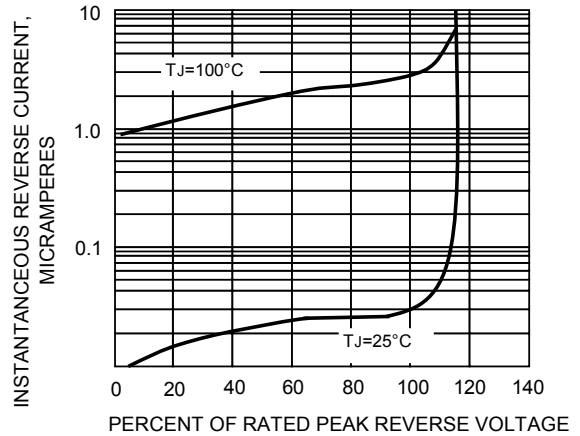
**FIG.2 TYPICAL INSTANTANEOUS FORWARD CHARACTERISTIC**



**FIG.3-MAXIMUM NON-RETTETIVE PEAK FORWARD SURGE CURRENT**



**FIG.4-TYPICAL REVERSE CHARACTERISTICS**



**FIG.5-TYPICAL JUNCTION CAPACITANCE PER ELEMENT**

