

Silicon NPN Power Transistors

2SC3466

DESCRIPTION

- With TO-3PN package
- High breakdown voltage and high reliability.
- Fast switching speed
- Wide area of safe operation

APPLICATIONS

- Switching regulator applications

PINNING

PIN	DESCRIPTION
1	Base
2	Collector;connected to mounting base
3	Emitter

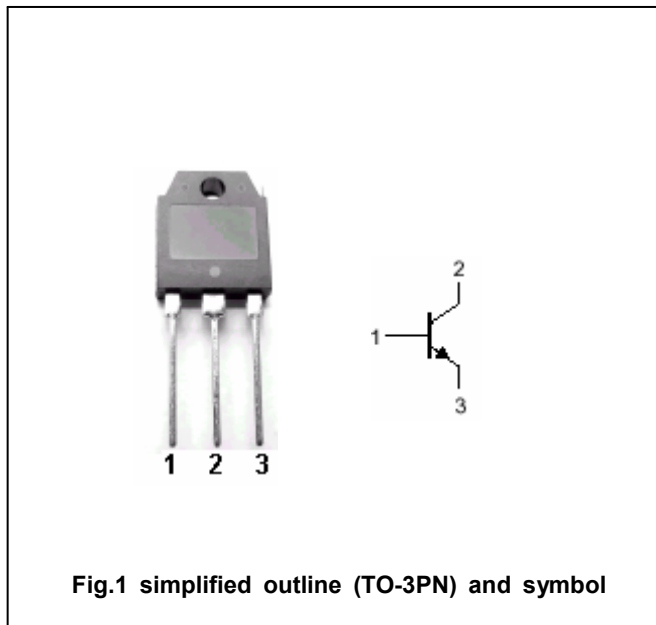


Fig.1 simplified outline (TO-3PN) and symbol

Absolute maximum ratings(Ta=□)

SYMBOL	PARAMETER	CONDITIONS	VALUE	UNIT
V _{CBO}	Collector-base voltage	Open emitter	1200	V
V _{CEO}	Collector-emitter voltage	Open base	650	V
V _{EBO}	Emitter-base voltage	Open collector	7	V
I _C	Collector current		8	A
I _{CM}	Collector current-peak		20	A
I _B	Base current		3	A
P _C	Collector power dissipation	T _C =25□	120	W
T _j	Junction temperature		150	□
T _{stg}	Storage temperature		-55~150	□

Silicon NPN Power Transistors

2SC3466

CHARACTERISTICS

T_j=25 °C unless otherwise specified

SYMBOL	PARAMETER	CONDITIONS	MIN	TYP.	MAX	UNIT
V _{(BR)CEO}	Collector-emitter breakdown voltage	I _C =5mA ; R _{BE} =∞	650			V
V _{(BR)CBO}	Collector-base breakdown voltage	I _C =1mA ; I _E =0	1200			V
V _{(BR)EBO}	Emitter-base breakdown voltage	I _E =1mA ; I _C =0	7			V
V _{CEsat}	Collector-emitter saturation voltage	I _C =4A ; I _B =0.8A			3.0	V
V _{BEsat}	Base-emitter saturation voltage	I _C =4A ; I _B =0.8A			1.5	V
I _{CBO}	Collector cut-off current	V _{CB} =650V ; I _E =0			100	μA
I _{EBO}	Emitter cut-off current	V _{EB} =5V ; I _C =0			100	μA
h _{FE-1}	DC current gain	I _C =1A ; V _{CE} =5V	10		40	
h _{FE-2}	DC current gain	I _C =4A ; V _{CE} =5V	6			
C _{ob}	Output capacitance	I _E =0 ; V _{CB} =10V ; f=1MHz		120		pF
f _T	Transition frequency	I _C =1A ; V _{CE} =10V		5		MHz

Switching times

t _{on}	Turn-on time	I _C =4A ; R _L =50Ω I _{B1} =0.8A ; I _{B2} =-1.6A V _{CC} =200V			1.0	μs
t _{stg}	Storage time				4.0	μs
t _f	Fall time				0.7	μs

◆ h_{FE-1} Classifications

K	L	M
10-20	15-30	20-40

Silicon NPN Power Transistors

2SC3466

PACKAGE OUTLINE

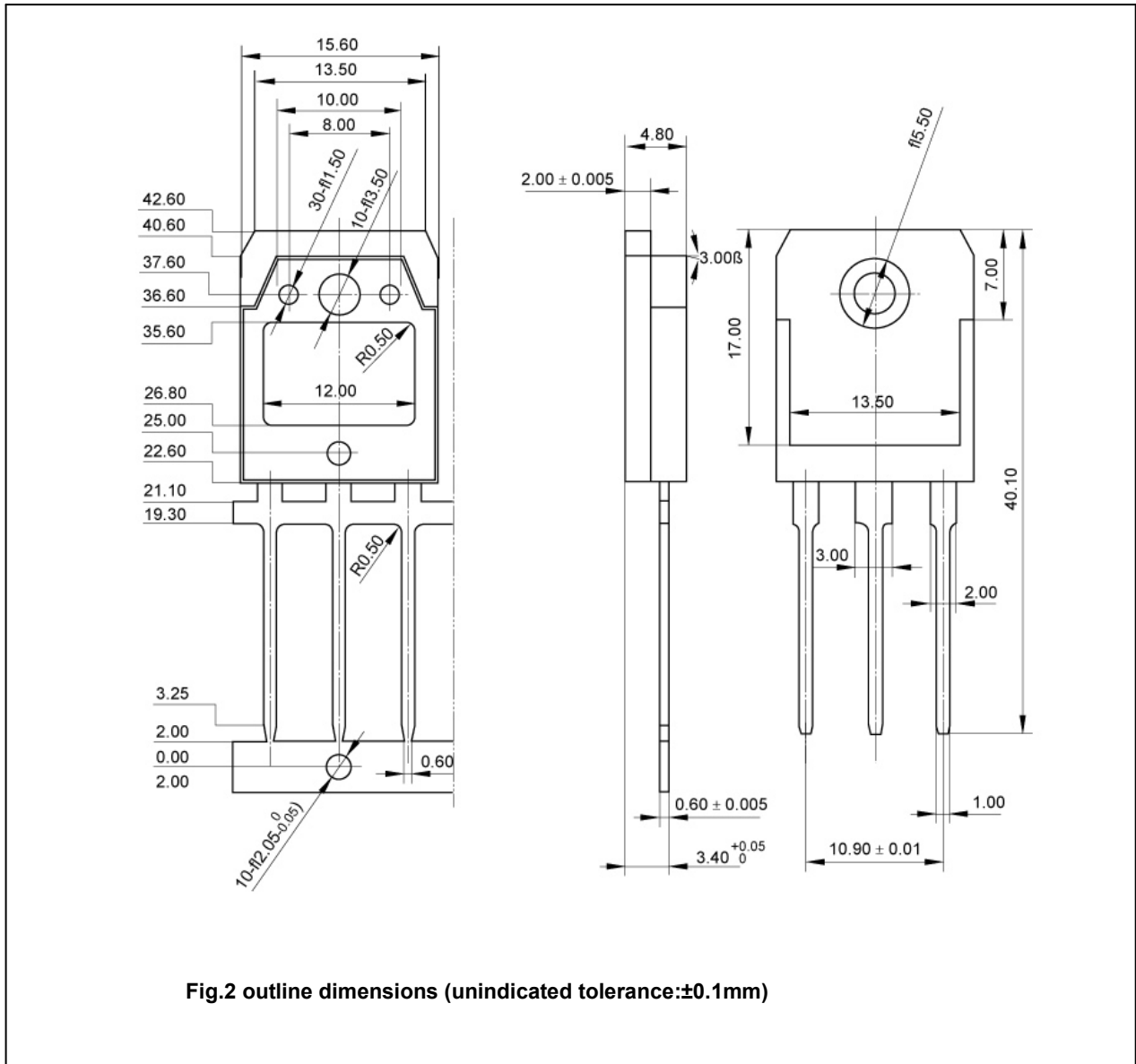


Fig.2 outline dimensions (unindicated tolerance:±0.1mm)

Silicon NPN Power Transistors

2SC3466

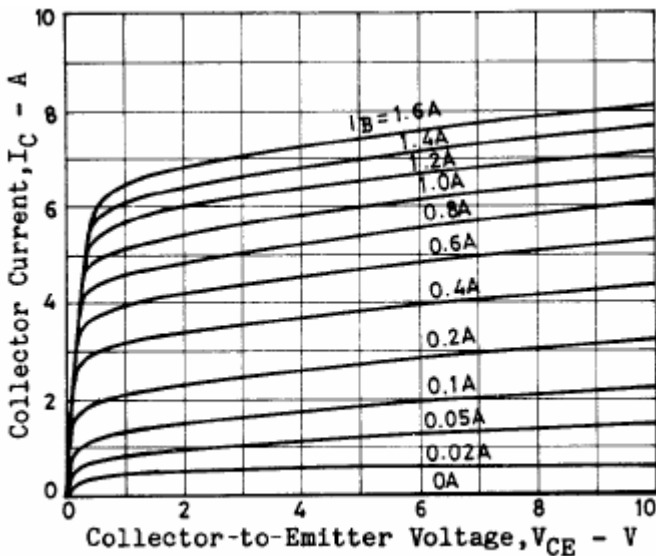


Fig.3 Static Characteristic

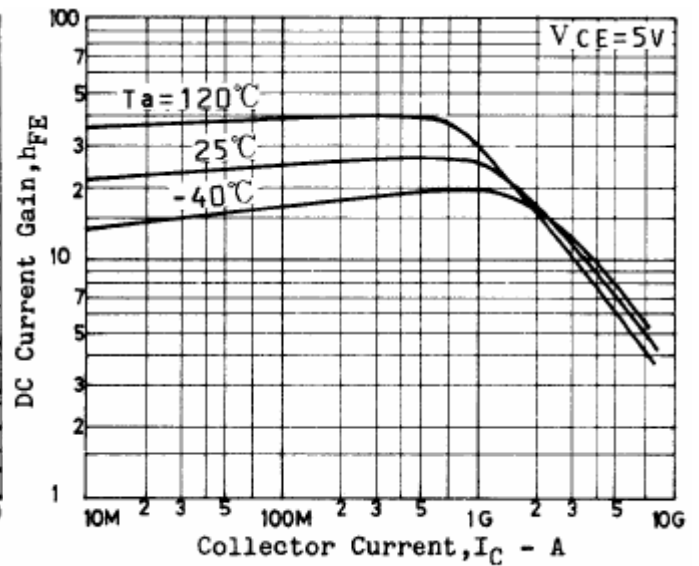


Fig.4 DC current Gain

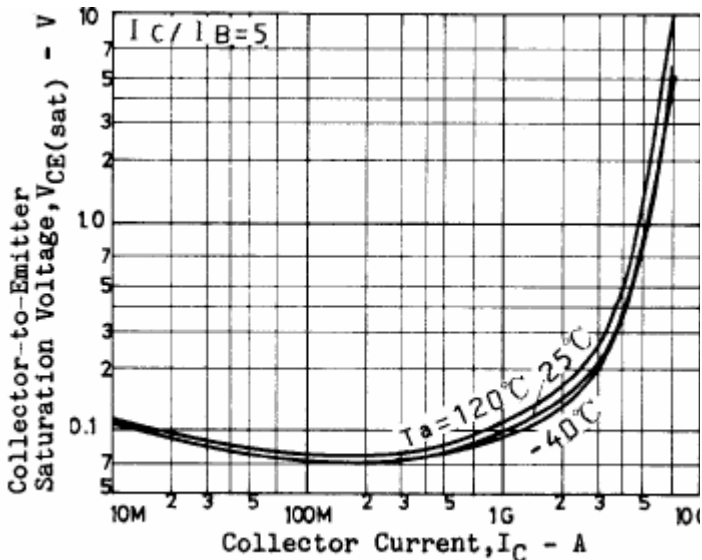


Fig.5 Collector-Emitter Saturation Voltage

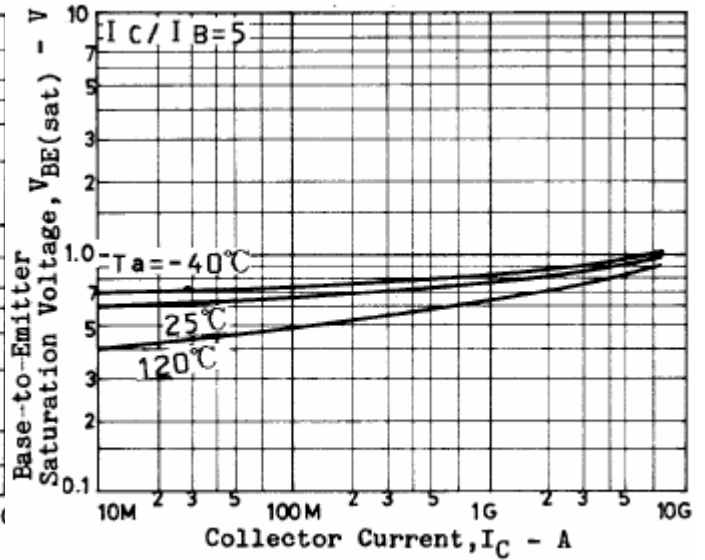


Fig.6 Base-Emitter Saturation Voltage

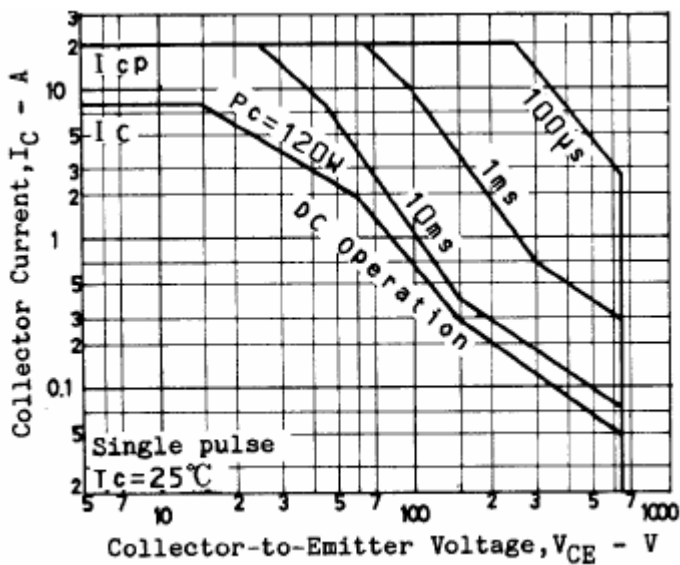


Fig.7 Safe Operating Area