

## Silicon NPN Power Transistors

## 2SC2336 2SC2336A 2SC2336B

## DESCRIPTION

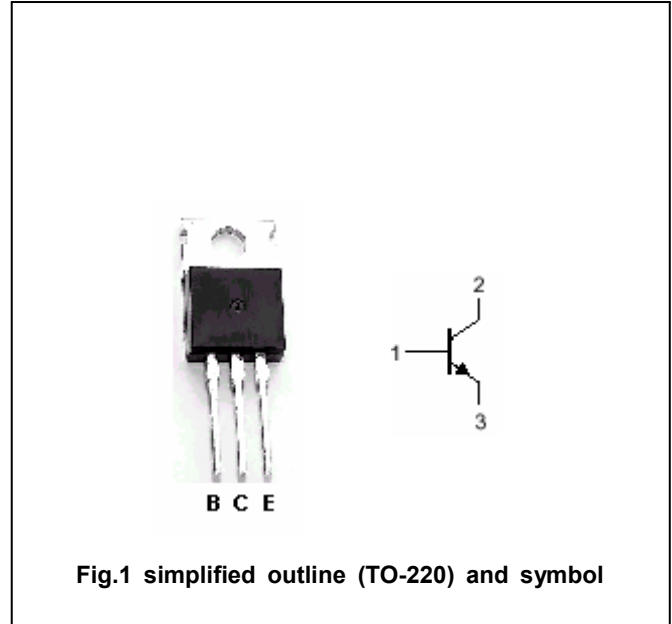
- With TO-220 package
- Complement to type 2SA1006, 2SA1006A,2SA1006B

## APPLICATIONS

- Audio frequency power amplifier
- High frequency power amplifier

## PINNING

PIN	DESCRIPTION
1	Base
2	Collector;connected to mounting base
3	Emitter

Absolute maximum ratings( $T_a=25^\circ\text{C}$ )

SYMBOL	PARAMETER	CONDITIONS	VALUE	UNIT
$V_{CBO}$	Collector-base voltage	2SC2336	180	V
		2SC2336A	200	
		2SC2336B	250	
$V_{CEO}$	Collector-emitter voltage	2SC2336	180	V
		2SC2336A	200	
		2SC2336B	250	
$V_{EBO}$	Emitter-base voltage	Open collector	5	V
$I_C$	Collector current		1.5	A
$I_{CM}$	Collector current-peak		3.0	A
$P_T$	Total power dissipation	$T_a=25^\circ\text{C}$	1.5	W
		$T_C=25^\circ\text{C}$	25	
$T_j$	Junction temperature		150	$^\circ\text{C}$
$T_{stg}$	Storage temperature		-55~150	$^\circ\text{C}$

## Silicon NPN Power Transistors

## 2SC2336 2SC2336A 2SC2336B

## CHARACTERISTICS

T<sub>j</sub>=25°C unless otherwise specified

SYMBOL	PARAMETER	CONDITIONS	MIN	TYP.	MAX	UNIT
V <sub>CE(sat)</sub>	Collector-emitter saturation voltage	I <sub>C</sub> =0.5A; I <sub>B</sub> =50mA			1.0	V
V <sub>BE(sat)</sub>	Base-emitter saturation voltage	I <sub>C</sub> =0.5A; I <sub>B</sub> =50mA			1.5	V
I <sub>CBO</sub>	Collector cut-off current	V <sub>CB</sub> =150V; I <sub>E</sub> =0			1	μA
I <sub>EBO</sub>	Emitter cut-off current	V <sub>EB</sub> =3V; I <sub>C</sub> =0			1	μA
h <sub>FE-1</sub>	DC current gain	I <sub>C</sub> =5mA; V <sub>CE</sub> =5V	30			
h <sub>FE-2</sub>	DC current gain	I <sub>C</sub> =150mA; V <sub>CE</sub> =5V	60		320	
C <sub>ob</sub>	Output capacitance	I <sub>E</sub> =0; V <sub>CB</sub> =10V, f=1MHz		30		pF
f <sub>T</sub>	Transition frequency	I <sub>C</sub> =100mA; V <sub>CE</sub> =10V		95		MHz

◆ h<sub>FE-2</sub> Classifications

R	Q	P
60-120	100-200	160-320



Silicon NPN Power Transistors

2SC2336 2SC2336A 2SC2336B

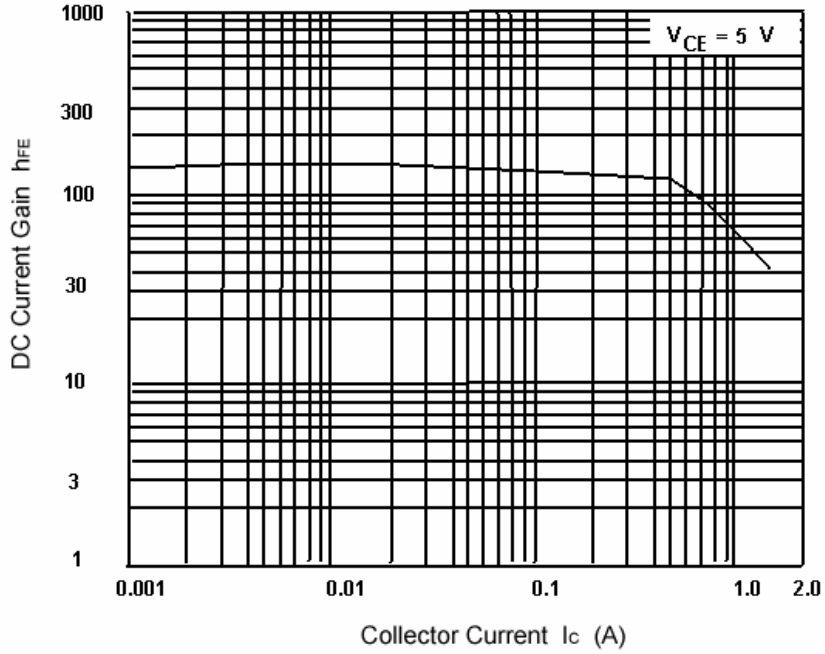


Fig.3 DC current Gain

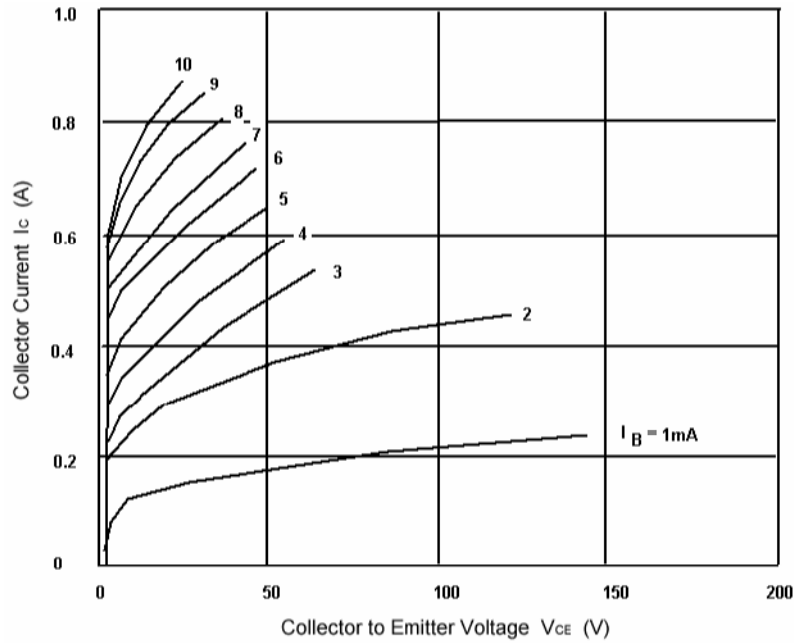


Fig.4 Static Characteristic

Silicon NPN Power Transistors

2SC2336 2SC2336A 2SC2336B

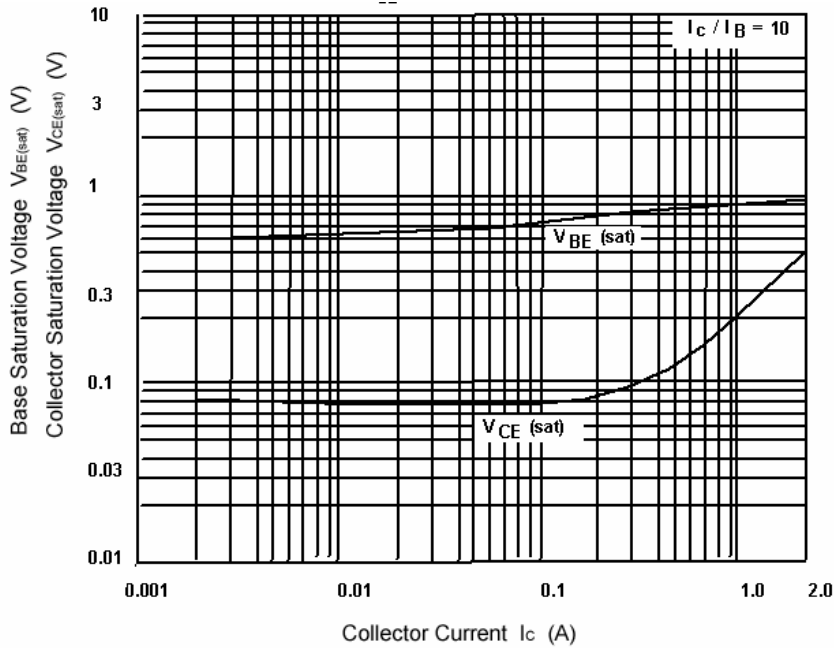


Fig.5 Base-Emitter Saturation Voltage  
Collector-Emmitter Saturation Voltage

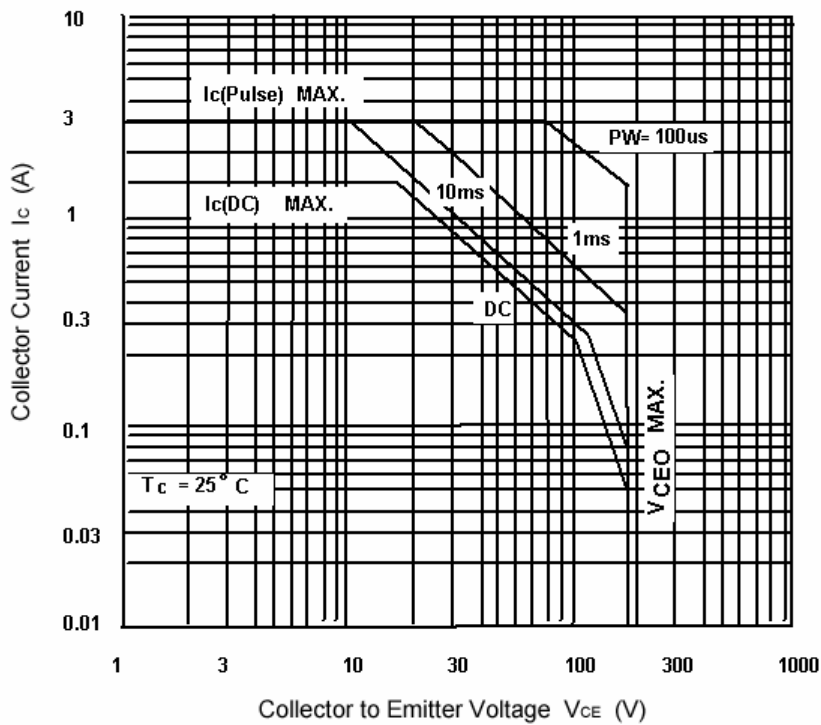


Fig.6 Safe Operating Area