


GT10 Series

— Subminiature ECU Interface Connectors —
< 2 mm Pitch >

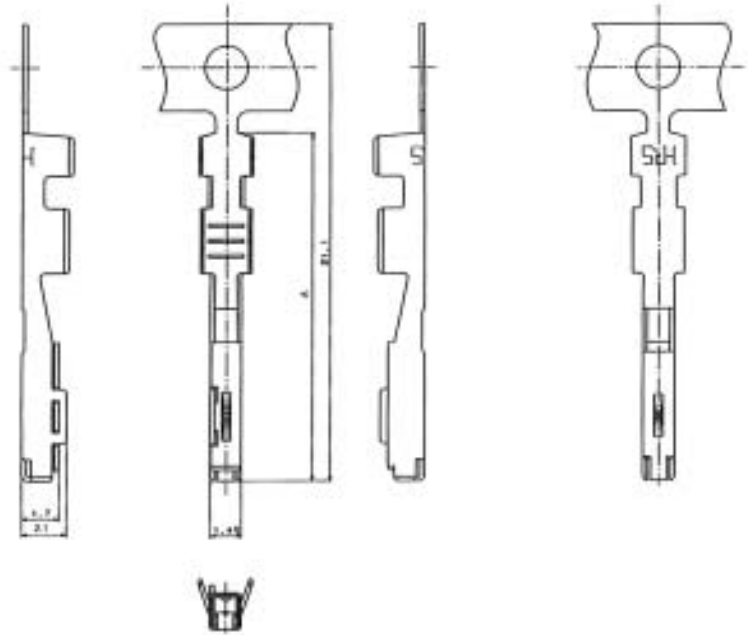


■ Features

- Subminiature: with respect to existing 040 connectors.
- Front retainer design prevents incomplete insertion.

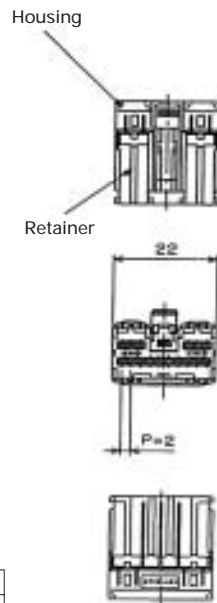
F Connectors

● Center Terminals



| Part Number | CL No. | A | Conductor Size (AWG) | Outer Diameter | Material | Finish | Packaging |
|--------------|------------|-------|----------------------|----------------|--------------|-------------|----------------------|
| GT10-2022SCF | 760-0003-0 | 16, 1 | #20 to 22 | 1.1 to 1.3 | Copper alloy | Tin plating | 10,000 pcs. per reel |
| GT10-2428SCF | 760-0009-6 | 15, 1 | #24 to 28 | 0.8 to 1.1 | | | |

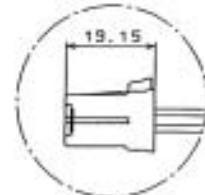
● Housing (with Retainer Provisionally Mounted)



◆ Diagram of Retainer Fully Mounted



◆ Diagram of Retainer Fully Mounted

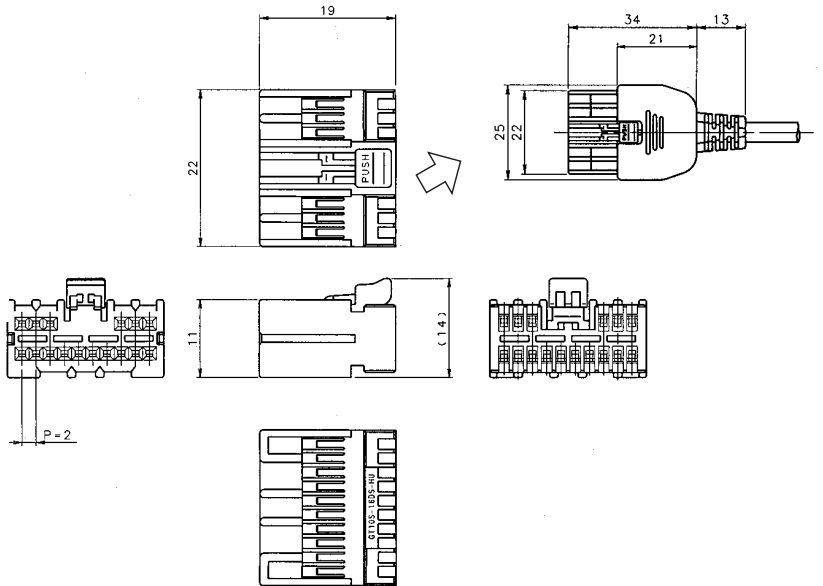


| Part Number | CL NO. | Item | Material | Color |
|--------------|------------|----------|----------|------------|
| GT10-16DS-HU | 760-0002-7 | Housing | PBT | Light gray |
| | | Retainer | PBT | Dark gray |

Note: This product has the retainer provisionally mounted to the housing.
To use, fully mount the retainer at the specified position after the terminals have been inserted.

GT10S Series Type with Cover

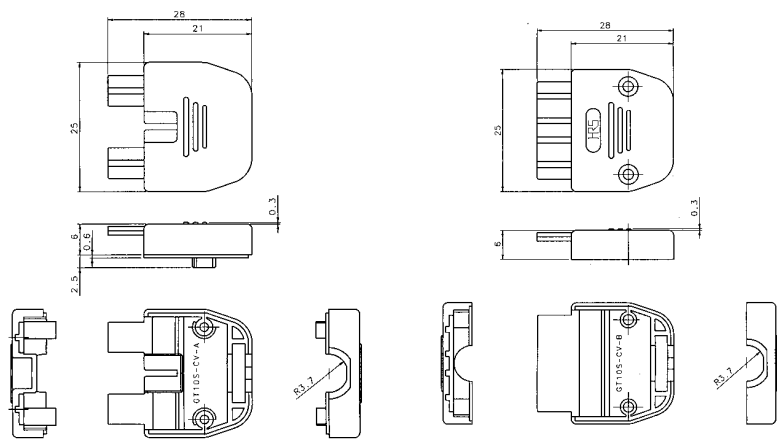
● Housing



| Part Number | CL No. | Material | Color |
|---------------|------------|----------|------------|
| GT10S-16DS-HU | 760-0007-0 | PBT | Light gray |

Note: This product should be used with the cover attached to the housing.

● Cover



Cover A

Cover B

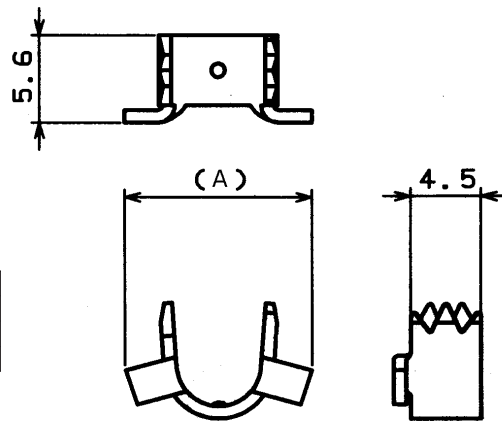
| Part Number | CL No. | Material | Color |
|---------------|------------|----------|-------|
| GT10S-16DS-CV | 760-0008-3 | PC | Black |

Note 1: This product can be used with cables having outside diameters of 4, 4.8, and 5.2 mm.

Please use as a set in conjunction with clamp fittings and bushings that suit the cable.


Note 2: This product is sold as a set with cover A, B, and screws.

● Clamp Fittings



| Part Number | CL No. | Material | A | Outer diameter of the cable |
|----------------|------------|----------|------|-----------------------------|
| MQ138-CM (4.0) | 206-0891-7 | Brass | 9 | 4.0 |
| MQ138-CM (4.8) | 206-0684-2 | | 11.3 | 4.8 |
| MQ138-CM (5.2) | 206-0664-5 | | 12 | 5.2 |

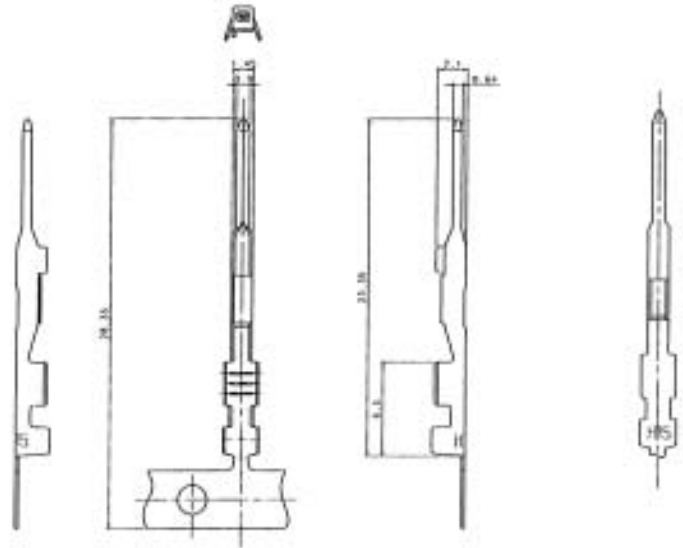
● Bushings



| Part Number | CL No. | Material | Color | Outer diameter of the cable |
|---------------------|---------------|----------|-------|-----------------------------|
| MQ138-BS (4.0) (01) | 206-0890-4-01 | PCV | Black | 4.0 |
| MQ138-BS (4.8) (01) | 206-0683-0-01 | | | 4.8 |
| MQ138-BS (5.2) (01) | 206-0662-0-01 | | | 5.2 |

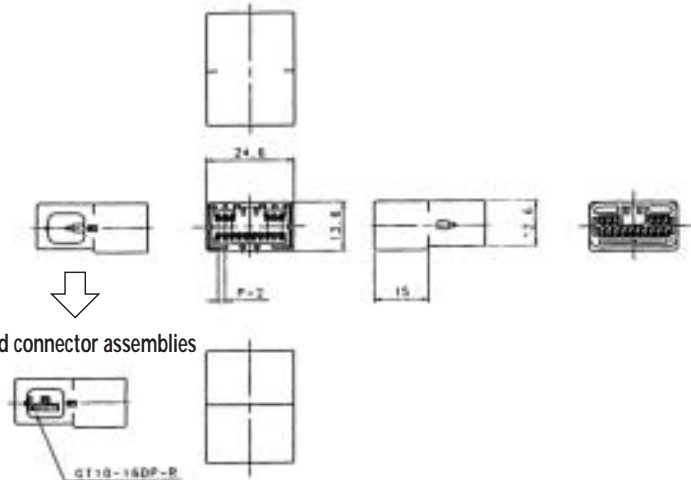
M Connectors

● Terminals



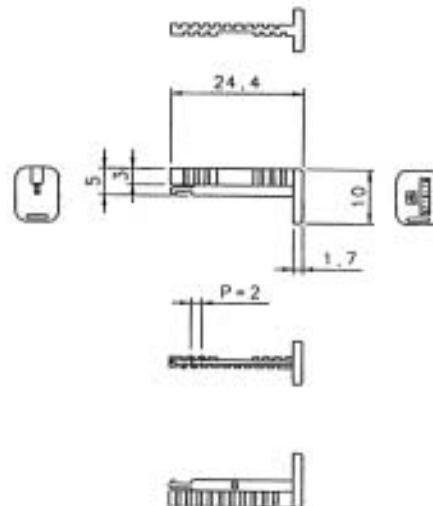
| Part Number | CL No. | Material | Finish | Packaging |
|--------------|------------|----------|-------------|----------------------|
| GT10-2022PCF | 760-0006-8 | Brass | Tin plating | 10,000 pcs. per reel |

● Housing



| Part Number | CL No. | Material | Color |
|--------------|------------|----------|------------|
| GT10-16DP-HU | 760-0004-2 | PBT | Light gray |

● Retainer (Exclusively for GT10-16DP-HU)

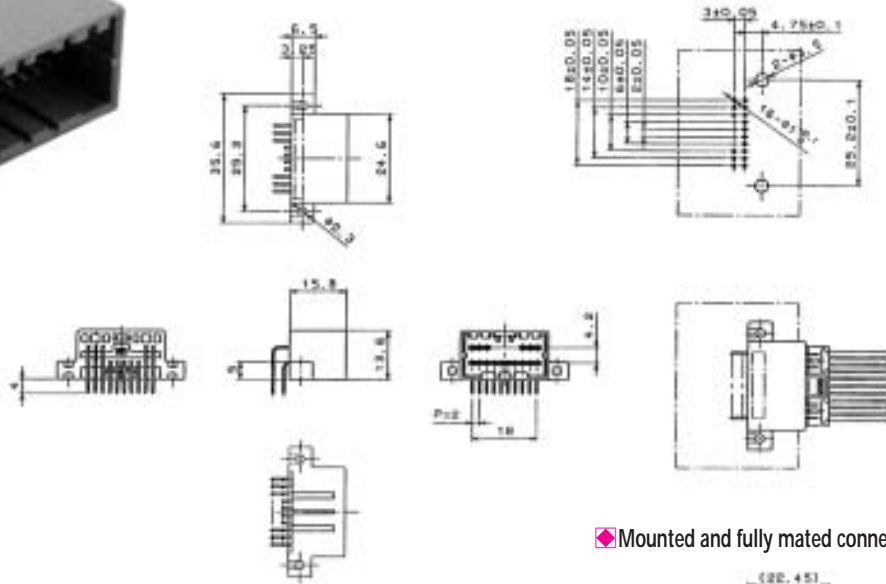


| Part Number | CL No. | Material | Color |
|-------------|------------|----------|-----------|
| GT10-16DP-R | 760-0005-5 | PBT | Dark gray |

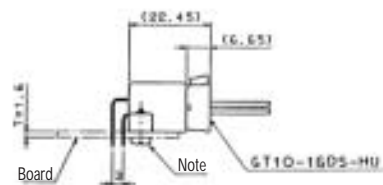
● Board Type



◆ Recommended Board Mounting Pattern



◆ Mounted and fully mated connector assemblies

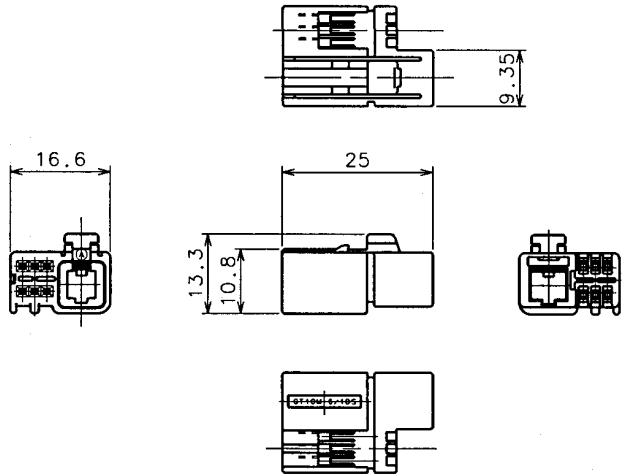


| Part Number | CL No. | Item | Material | Finish | Color |
|--------------|------------|----------|----------|-------------|------------|
| GT10-16DP-DS | 760-0001-4 | Housing | PBT | — | Light gray |
| | | Terminal | Brass | Tin plating | — |

Note: Use mounting screws of M3 with nominal diameter 3L-6 (for a board thickness of 1.6mm).

GT10 Series Hybrid Type

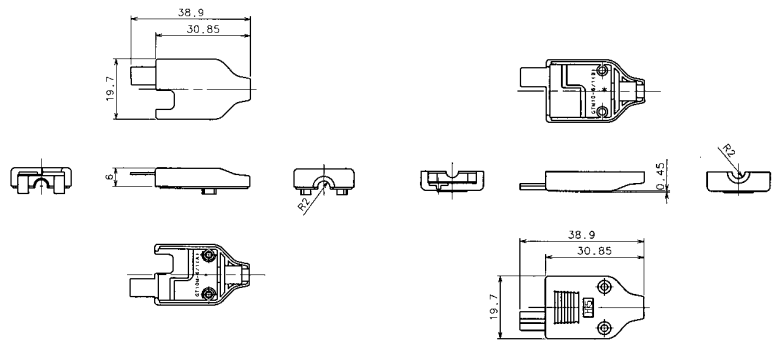
F Connectors



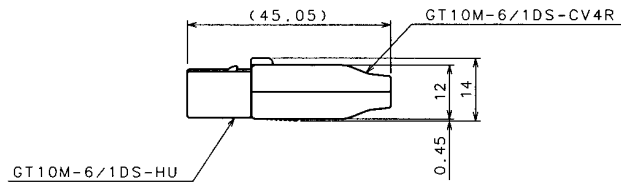
| Part Number | CL No. | Material | Color |
|----------------|------------|----------|------------|
| GT10M-6/1DS-HU | 760-0010-5 | PBT | Light gray |

Note: Accepts GT5-30/0.7-1.5SCF terminals.

● Cover



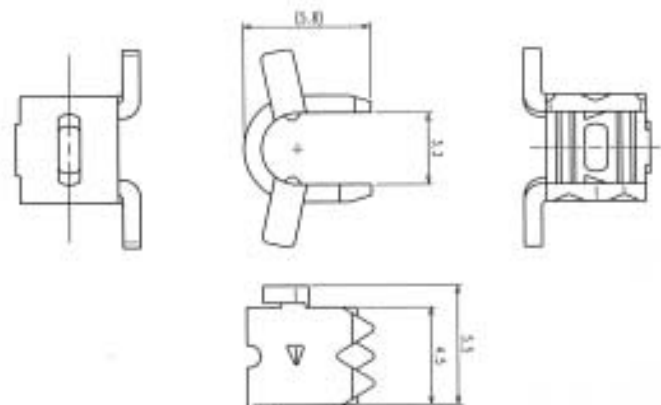
◆ Diagram of Retainer Fully Mounted



| Part Number | CL No. | Material | Color |
|------------------|------------|----------|-------|
| GT10M-6/1DS-CV4R | 760-0012-0 | PC | Black |

This product is sold as a set of cover and screws.

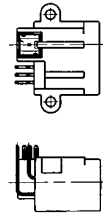
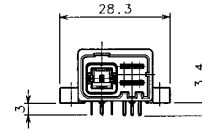
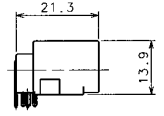
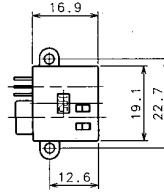
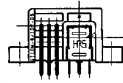
● Clamp Fittings



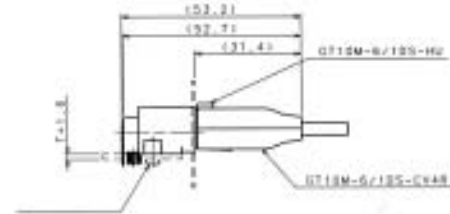
| Part Number | CL No. |
|----------------|------------|
| GT10M-CM (3.3) | 760-0013-3 |

F Connectors

● Board Type



◆ Mounted and fully mated connector assemblies

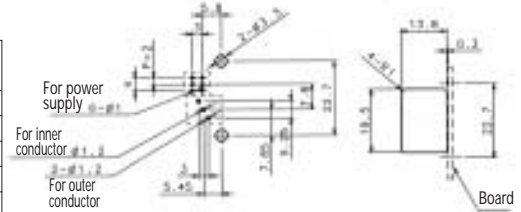


◆ Recommended Board Mounting Pattern

◆ Recommended Panel Cut-out

| Part Number | CL No. | Item | Material | Finish | Color |
|----------------|------------|-----------------|-------------|-------------|------------|
| GT10M-6/1DP-DS | 760-0011-8 | | PBT | | Light gray |
| | | | Brass | Tin plating | |
| | | | PBT | | Light gray |
| | | | Brass | Tin plating | |
| | | Phosphor bronze | Tin plating | | |

Note: Use mounting screws of M3 with nominal diameter 3L-6 (for a board thickness of 1.6mm).



◆ Termination tools

User's manuals are available. Please contact your Hirose Electric account representative.

● Automatic Crimping Machine



Part Number CM-105

Specifications

| Item | Specification | Remarks |
|-------------------|------------------------------|---------------|
| Specification | 1.5tons | |
| Stroke Length | 30mm | |
| Number of strokes | 200spm (50Hz) | 240spm (60Hz) |
| Weight | 75kg | |
| Motor | 0.2kw | AC100V |
| Crimping speed | 2,000 to 4,000 pcs. per hour | |