

NEW!

SMT Power Inductors - MSS1278 Series



The MSS1278 Series provides high inductance and high efficiency in a rugged, low cost part.

The magnetic shielding and small footprint of these inductors allows high density mounting. The flat top ensures reliable pick and place handling.

They're ideal for use in DC-DC converters, LCD panels, and portable devices where low cost and high reliability are critical.

In addition to the standard values shown, Coilcraft can custom-engineer versions to meet specific applications.

Coilcraft **Designer's Kit C180** contains samples of all values shown. To order, contact Coilcraft or purchase on-line at <http://order.coilcraft.com>.

SPICE models ON OUR WEB SITE OR CD

Part number ¹	L ² (μ H)	DCR max (Ohms)	SRF ³ typ (MHz)	Isat ⁴ (A)	Irms ⁵	
					20°C rise (A)	40°C rise (A)
MSS1278-142MX_	1.4±20%	0.011	80.0	11.50	7.00	10.00
MSS1278-472MX_	4.7±20%	0.020	30.0	7.00	4.30	6.20
MSS1278-562MX_	5.6±20%	0.023	24.0	6.80	4.30	6.20
MSS1278-682MX_	6.8±20%	0.024	21.0	6.40	4.20	6.00
MSS1278-822MX_	8.2±20%	0.028	20.0	5.80	4.10	5.90
MSS1278-103MX_	10±20%	0.030	17.0	5.40	4.00	5.70
MSS1278-123MX_	12±20%	0.032	15.0	4.90	3.70	5.20
MSS1278-153MX_	15±20%	0.038	13.0	4.50	3.50	4.90
MSS1278-183MX_	18±20%	0.043	12.0	4.00	3.00	4.50
MSS1278-223MX_	22±20%	0.050	11.0	3.60	2.90	4.00
MSS1278-273MX_	27±20%	0.060	10.0	3.30	2.60	3.60
MSS1278-333MX_	33±20%	0.080	9.5	3.00	2.30	3.10
MSS1278-393MX_	39±20%	0.085	8.5	2.70	2.10	3.00
MSS1278-473MX_	47±20%	0.10	7.5	2.50	2.00	2.90
MSS1278-563MX_	56±20%	0.11	7.0	2.30	1.90	2.70
MSS1278-683MX_	68±20%	0.12	6.5	2.10	1.80	2.60
MSS1278-823MX_	82±20%	0.15	5.0	1.90	1.60	2.30
MSS1278-104MX_	100±20%	0.18	4.5	1.70	1.50	2.20
MSS1278-124KX_	120±10%	0.23	4.3	1.55	1.40	1.90
MSS1278-154KX_	150±10%	0.27	4.1	1.40	1.30	1.80
MSS1278-184KX_	180±10%	0.30	4.0	1.30	1.20	1.70
MSS1278-224KX_	220±10%	0.40	3.4	1.15	1.00	1.60
MSS1278-274KX_	270±10%	0.53	3.1	1.00	0.90	1.20
MSS1278-334KX_	330±10%	0.60	2.9	0.90	0.80	1.00
MSS1278-394KX_	390±10%	0.68	2.7	0.85	0.75	1.00
MSS1278-474KX_	470±10%	0.88	2.2	0.78	0.66	0.90
MSS1278-564KX_	560±10%	0.96	2.0	0.72	0.60	0.80
MSS1278-684KX_	680±10%	1.30	1.7	0.65	0.55	0.75
MSS1278-824KX_	820±10%	1.50	1.4	0.60	0.50	0.70
MSS1278-105KX_	1000±10%	1.70	1.3	0.55	0.48	0.68

- When ordering, please specify **packaging** code:

MSS1278-105KX D

Packaging: D = 13" machine-ready reel. EIA-481 embossed plastic tape (500 parts per full reel).

B = Less than full reel. In tape, but not machine ready. To have a leader and trailer added (\$25 charge), use code letter D instead.

- Inductance tested at 100 kHz, 0.1 Vrms, 0 Adc on Agilent/HP 4284A LC meter or equivalent.
- SRF measured using Agilent/HP 4191A or equivalent.
- DC current at which the inductance drops 10% (typ) from its value without current.
- Average current for temperature rise from 25°C ambient.
- Operating temperature range -40°C to +85°C.
- Electrical specifications at 25°C.

See Qualification Standards section for environmental and test data.

Coilcraft®

Specifications subject to change without notice.

Please check our website for latest information. Document 322-1 Revised 12/28/04

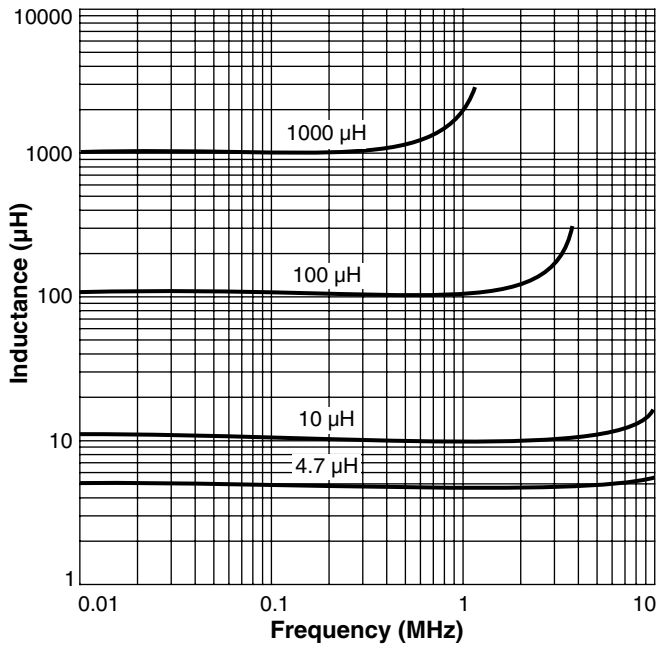
1102 Silver Lake Road Cary, Illinois 60013 Phone 847/639-6400 Fax 847/639-1469

E-mail info@coilcraft.com Web <http://www.coilcraft.com>

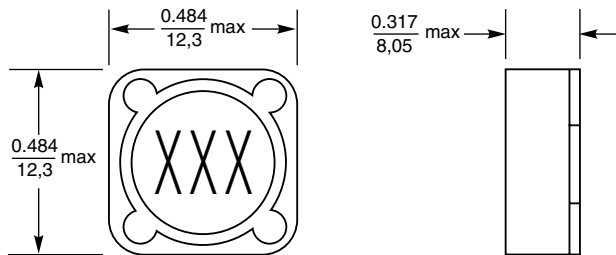
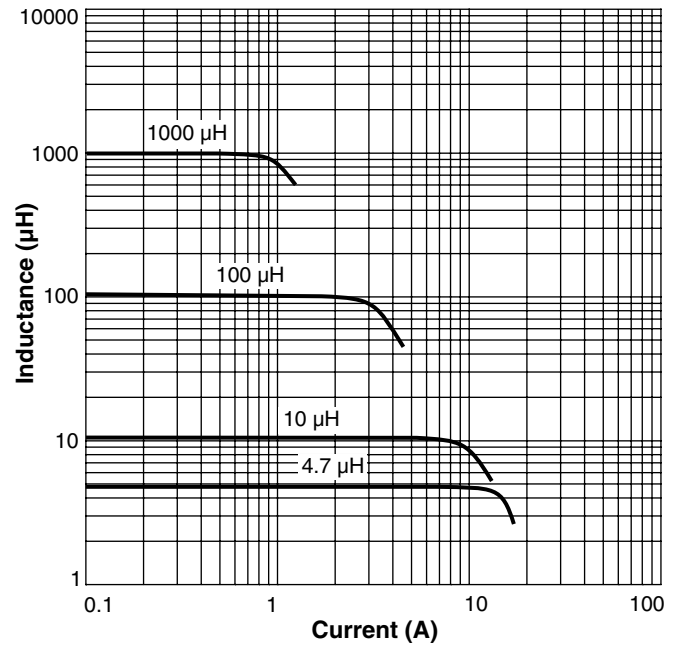
NEW!

SMT Power Inductors - MSS1278 Series

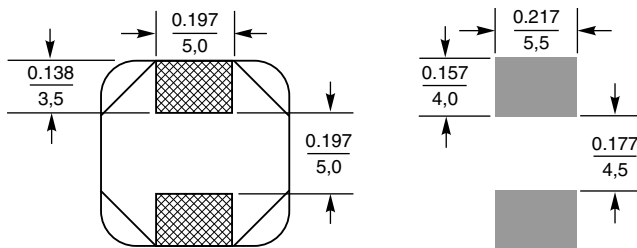
Typical L vs Frequency



Typical L vs Current



Recommended Land Pattern



Weight: 3.8 – 4.6 g
Terminations: Nickel/tin over phos bronze
Tape and reel: 500/13" reel 24 mm tape width
 For packaging data see Tape and Reel Specifications section.

Coilcraft®

Specifications subject to change without notice. Please check our website for latest information. Document 322-2 Revised 12/28/04

1102 Silver Lake Road Cary, Illinois 60013 Phone 847/639-6400 Fax 847/639-1469
 E-mail info@coilcraft.com Web http://www.coilcraft.com