



Miniature Epoxy Coated Thermistors 0.095" Maximum Body Diameter

Company Information

- [About U. S. Sensor](#)
- [Mission Statement](#)
- [Newsletter \(PDF\)](#)
- [Employment Opportunities](#)

Product Guide

- [NTC Thermistors](#)
- [NTC Probes & Assemblies](#)
- [RTD's](#)
- [RTD's Probes & Assemblies](#)

Technical Data

- [What is a thermistor](#)
- [Terminology](#)
- [Manufacturing Quality](#)

Markets and Applications

Find a Sales Rep/ Distributor

Contact Us

Home

U.S. Sensor
 1832 W. Collins Ave
 Orange, CA 92867
 Tel: 800-777-6467
 Tel: 714-639-1000
 Fax: 714-639-1220
 Email: sales@ussensor.com

U.S. Sensor's miniature leaded epoxy coated thermistors are manufactured using the same state of the art manufacturing techniques as those used to produce U.S. Sensor's precision interchangeable devices. This results in devices with superior long term reliability characteristics especially suitable for temperature measurement, temperature control and temperature compensation applications.



Features




- Low cost
- High stability
- Epoxy encapsulated
- Small size
- Fast thermal response

Options

- Special lead materials and lengths
- Special encapsulants or probe housings
- Non-standard resistance values and tolerances
- Point matched at specified temperatures

Specifications





- Thermal time constant: 1 second max. in a well stirred oil bath, 10 seconds max. in still air
- Dissipation constant: 1 mW/°C
- Maximum operating temperature: LC series 150°C, KC series 135°C, TC series 150°C (R-T Curve "B" devices limited to 100°C Max.)



[View Photo](#)












**MINIATURE LEADED EPOXY COATED THERMISTORS (150°C, B CURVE 100°C)
 Teflon - Insulated Leads**

Part Number	Resistance Ohms @25°C	* Resistance Tol. ± %	R-T Curve	Beta (K) 0-50°C	View R-T Chart
TC101B2K	100	10	B	2930	
TC102F2K	1000	10	F	3420	
TC222J2K	2252	10	J	3890	
TC302J2K	3000	10	J	3890	
TC502J2K	5000	10	J	3890	
TC103G2K	10000	10	G	3575	
TC103J2K	10000	10	J	3890	

TC203J2K	20000	10	J	3890	
TC303J2K	30000	10	J	3890	
TC503J2K	50000	10	J	3890	
TC104R2K	100000	10	R	4140	












* Resistance tolerances \pm 1%, 2% and 5% are available upon request

**MINIATURE LEADED EPOXY COATED THERMISTORS (135°C, B CURVE 100°C)
Kynar - Insulated Leads**

Part Number	Resistance Ohms @25°C	* Resistance Tol. \pm %	R-T Curve	Beta (K) 0-50°C	View R-T Chart
KC101B2K	100	10	B	2930	
KC102F2K	1000	10	F	3420	
KC222J2K	2252	10	J	3890	
KC302J2K	3000	10	J	3890	
KC502J2K	5000	10	J	3890	
KC103G2K	10000	10	G	3575	
KC103J2K	10000	10	J	3890	
KC203J2K	20000	10	J	3890	
KC303J2K	30000	10	J	3890	
KC503J2K	50000	10	J	3890	
KC104R2K	100000	10	R	4140	

* Resistance tolerances \pm 1%, 2% and 5% are available upon request

**MINIATURE LEADED EPOXY COATED THERMISTORS (150°C, B CURVE 100°C)
Bare Leads**

Part Number	Resistance Ohms @25°C	* Resistance Tol. \pm %	R-T Curve	Beta (K) 0-50°C	View R-T Chart
LC101B2K	100	10	B	2930	
LC102F2K	1000	10	F	3420	
LC222J2K	2252	10	J	3890	
LC302J2K	3000	10	J	3890	
LC502J2K	5000	10	J	3890	
LC103G2K	10000	10	G	3575	
LC103J2K	10000	10	J	3890	
LC203J2K	20000	10	J	3890	
LC303J2K	30000	10	J	3890	
LC503J2K	50000	10	J	3890	
LC104R2K	100000	10	R	4140	

* Resistance tolerances \pm 1%, 2% and 5% are available upon request

[« Product Guide](#)

[Top^](#)

[« Previous](#) [Next »](#)