



Spec. No.	PS-DM-88115B
Rev.	A

PRODUCT SPECIFICATION

Model No.: CSDM-88115B

Descriptions:
<ul style="list-style-type: none"> ■ 1.5 Inch Dot-Matrix Display ■ 8*8 Array with X-Y Select. ■ Column Anode , Row Cathode ■ Emitting Color: Super Bright Blue ■ Gray Face ■ White Dot



CUSTOMER APPROVED SIGNATURES	APPROVED BY	CHECKED BY	PREPARED BY

CHINA SEMICONDUCTOR CORPORATION
Address:2FL. NO.909,Chung-Cheng Road,
Chung-Ho City Taipei Hsien,Taiwan.

Tel:886-2-2223-9696
Fax:886-2-2223-9377

OPTO PLUS TECHNOLOGIES CO.,LTD
Address:696 Shun jiang Rd., Shaoxing,
ZheJiang,China

Tel:86-0575-88623888
Fax:86-0575-88623112



Model No.: CSDM-88115B

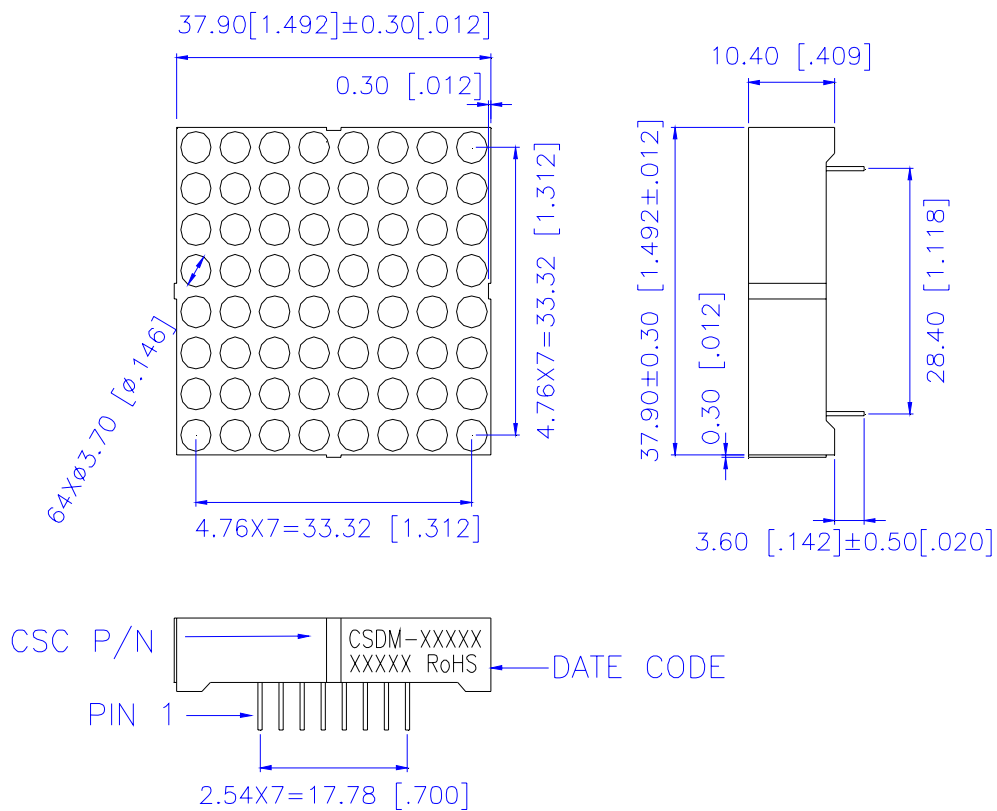
Features -

1. 1.5 inch (37.02mm) Matrix height.
2. Case mold type.
3. RoHS compliant.
4. Low power consumption.
5. Standard: gray face, white dot.
6. Easy mounting on P.C. board or socket.

Device Selection Guide -

Model No.	Chip		Description	
	Material	Emitting Color	Column	Row
CSDM-88115B	InGaN	Super Bright Blue	Anode	Cathode

Mechanical Dimensions -



Notes:

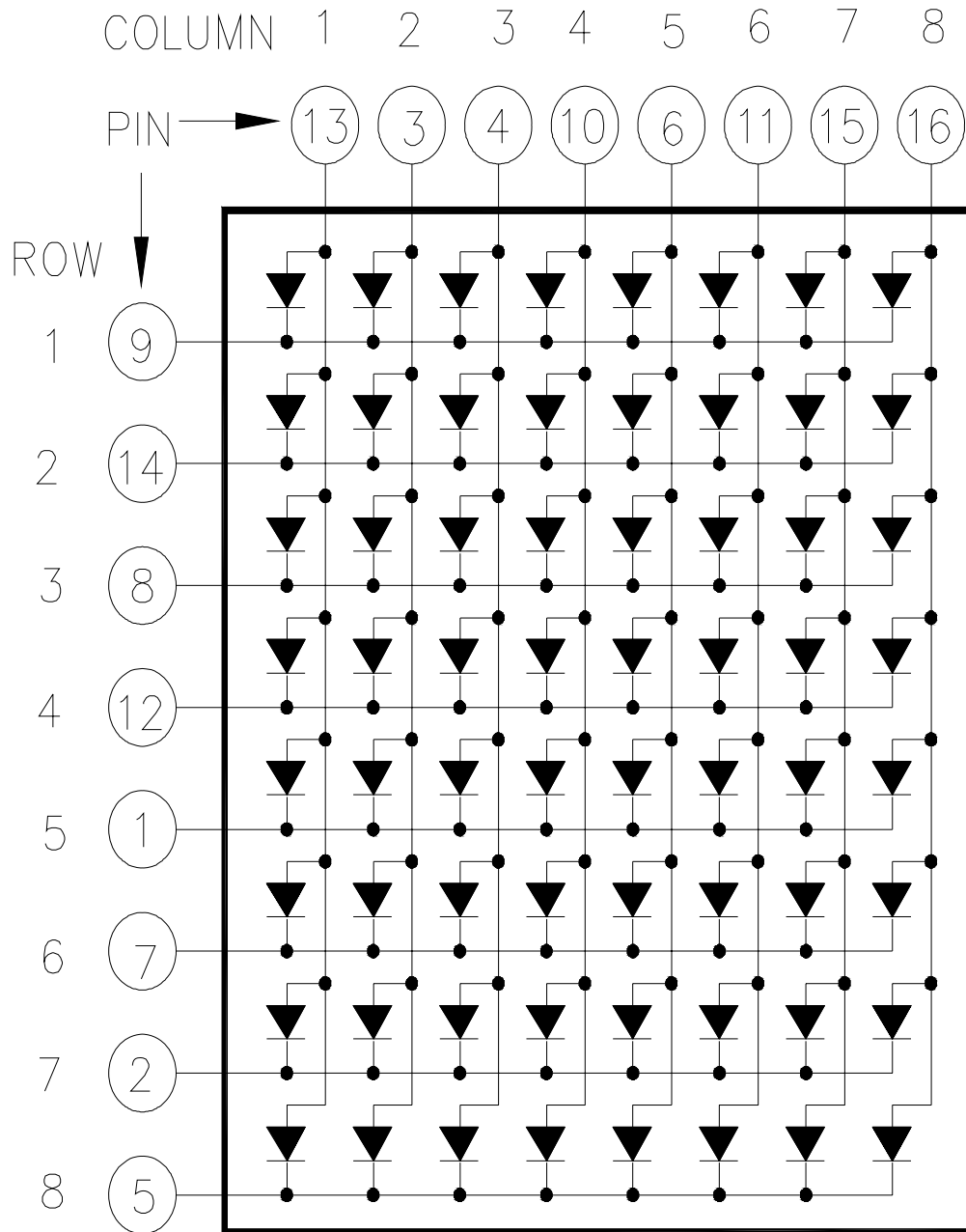
1. All pits are $\phi 0.50 [0.020]$
2. Dimension in millimeter [inch], and tolerance is $\pm 0.25 [0.010]$ unless otherwise noted.
3. Bending $\leq \text{Length} * 1\%$.



Spec. No.	PS-DM-88115B
Rev.	A

Model No.: **CSDM-88115B**

Internal Circuit Diagrams -





Model No.: CSDM-88115B

■ Absolute Maximum Rating -

(Ta=25°C)

Parameter	Symbol	Rating	Unit
Power Dissipation Per Dice	P _{AD}	114	mW
Continuous Forward Current Per Dice	I _{AF}	30	mA
Peak Current Per Dice(duty cycle 1/10, 1kHz)	I _{PF}	100	mA
Derating Linear From 25 °C Per Dice	-	0.4	mA/°C
Reverse Voltage Per Dice	V _R	5	V
Electrostatic discharge(HBM)	ESD	1	KV
Operating Temp.	T _{opr}	-35 ~ +85	°C
Storage Temp.	T _{stg}	-35 ~ +85	°C

■ Electro-optical Characteristics -

(Ta=25°C)

Parameter	Symbol	Min.	Typ.	Max.	Unit	Condition
Forward Voltage Per Dot	V _F	-	3.2	3.8	V	I _F =20mA
Luminous Intensity Per Dot	I _v	8.8	22	-	mcd	I _F =10mA
Peak Emission Wavelength	λ _p	-	468	-	nm	I _F =20mA
Dominant Wavelength	λ _d	-	470	-	nm	I _F =20mA
Spectrum Radiation Bandwidth	Δλ	-	30	-	nm	I _F =20mA
Reverse Current	I _R	-	-	50	μA	V _R =5V
Luminous Intensity Matching Ratio	I _{V-m}	-	-	2:1	-	I _p =80mA 1/16Duty



Model No.: CSDM-88115B

■ Typical Electrical / Optical Characteristics Curves -

(Ta = 25°C Unless Otherwise Noted)

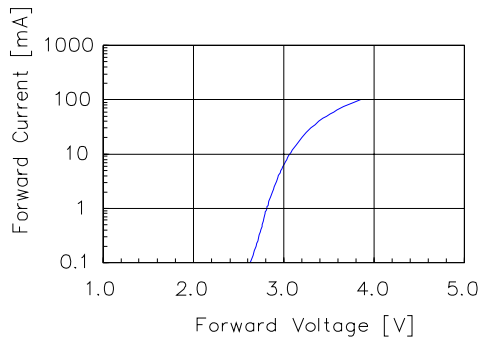


Fig 1. Forward Current vs. Forward Voltage

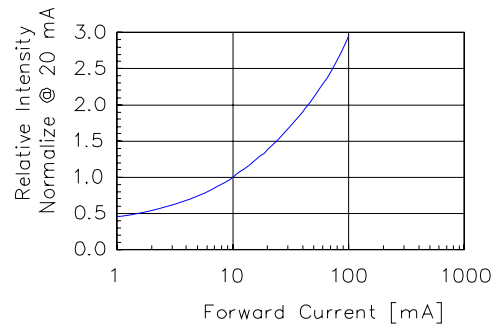


Fig 2. Relative Intensity vs. Forward Current

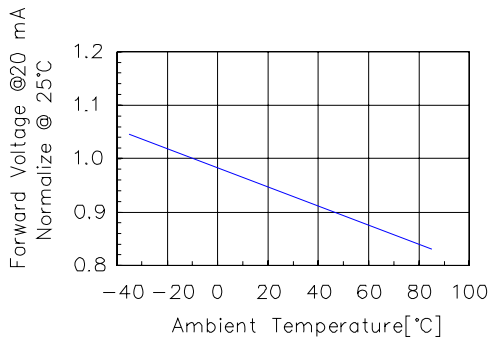


Fig 3. Forward Voltage vs. Temperature

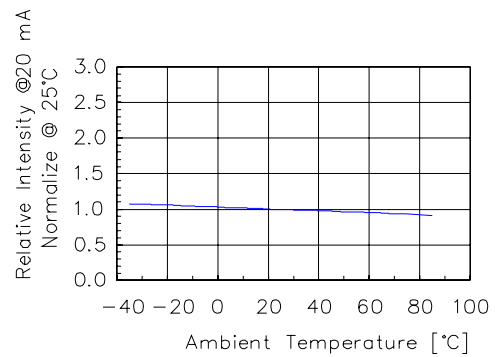


Fig 4. Relative Intensity vs. Temperature

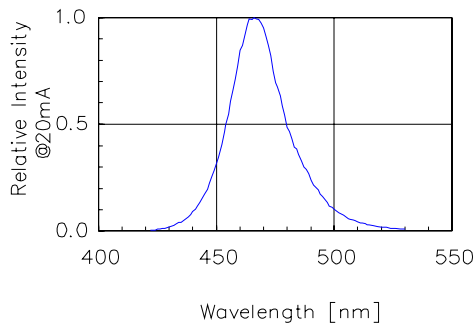


Fig 5. Relative Intensity vs. Wavelength

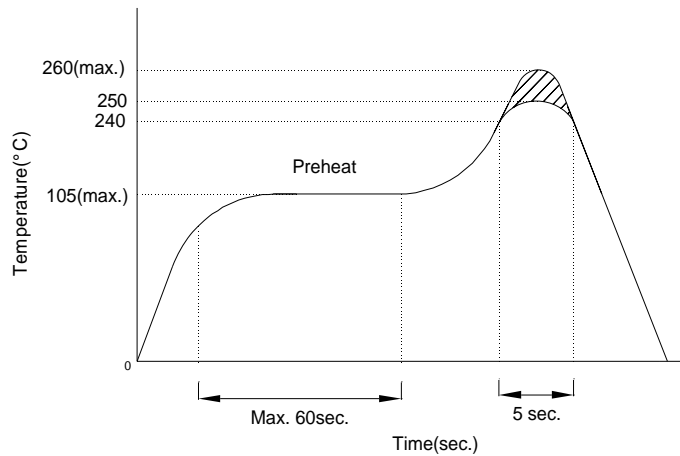


Model No.: CSDM-88115B

■ Precautions For Use -

1. Recommended Soldering conditions

Wave Soldering



2. Soldering Iron

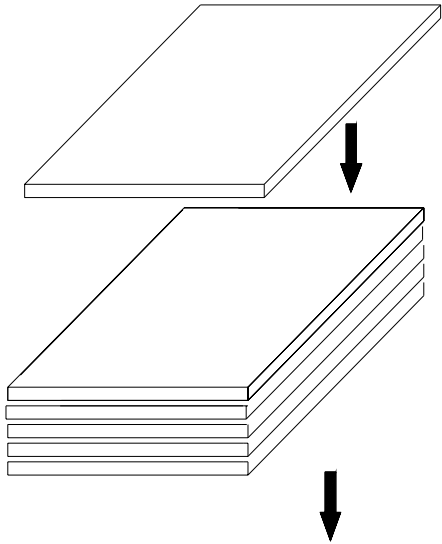
Basic SPEC. is ≤ 5 sec. When 260°C . If temperature is higher, time should be shorter ($+10^{\circ}\text{C} \rightarrow -1$ sec.). Power dissipation of iron should be smaller than 15W, and temperature should be controllable. Surface temperature of the device should be under 230°C .



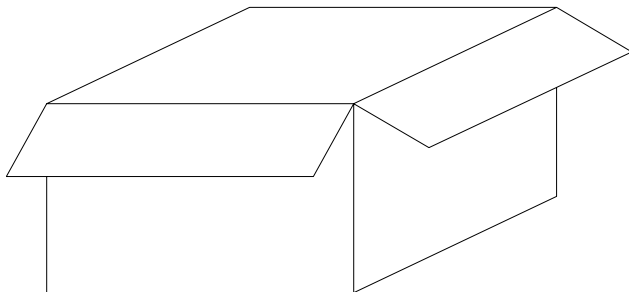
Spec. No.	PS-DM-88115B
Rev.	A

Model No.: CSDM-88115B

■ Package Dimensions



16 Pcs Per PE.foam
PE.foam Size:
L295xW195xH15mm



9 PE.foam Per Box
Q'TY: 144 PCS
Box Size:
L300*W205*H240mm

Note: The specifications are subject to change without notice. Please contact us for updated information.