



Spec. No.	PS-DM-58200M
Rev.	A

PRODUCT SPECIFICATION

Model No.: CSDM-58200M

Descriptions:
<ul style="list-style-type: none"> ■ 2.3 Inch Dot-Matrix Display ■ 5*8 Array with X-Y Select. ■ Column Cathode, Row Anode ■ Emitting Color: Super Bright Yellow Green ■ Gray Face ■ White Dot



CUSTOMER APPROVED	APPROVED BY	CHECKED BY	PREPARED BY
SIGNATURES			

CHINA SEMICONDUCTOR CORPORATION
Address: 2FL. NO.909, Chung-Cheng Road,
Chung-Ho City Taipei Hsien, Taiwan.

OPTO PLUS TECHNOLOGIES CO.,LTD
Address: 696 Shun jiang Rd., Shaoxing,
ZheJiang, China

Tel: 886-2-2223-9696
Fax: 886-2-2223-9377

Tel: 86-0575-88623888
Fax: 86-0575-88623112



Model No.: CSDM-58200M

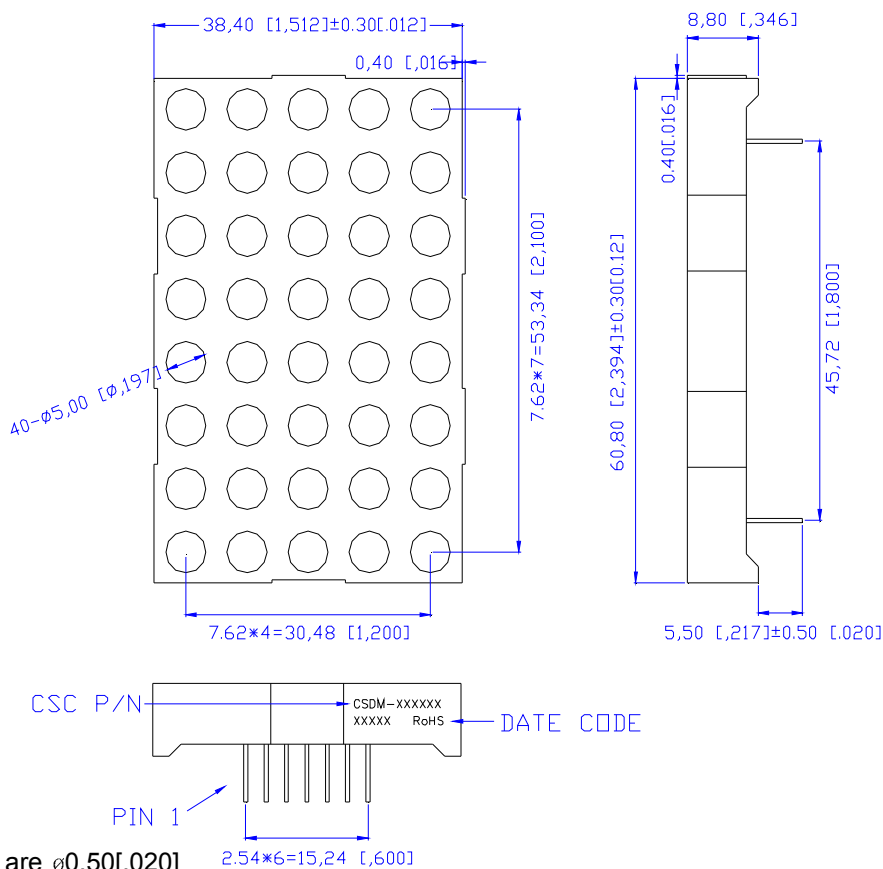
Features -

1. 2.3 inch (58.34mm) Matrix height.
2. Case mold type.
3. RoHS compliant.
4. Low power consumption.
5. Standard: gray face, white dot.
6. Easy mounting on P.C. board or socket.

Device Selection Guide -

Model No.	Chip		Description	
	Material	Emitting Color	Column	Row
CSDM-58200M	AlGaInP	Super Bright Yellow Green	Cathode	Anode

Mechanical Dimensions -



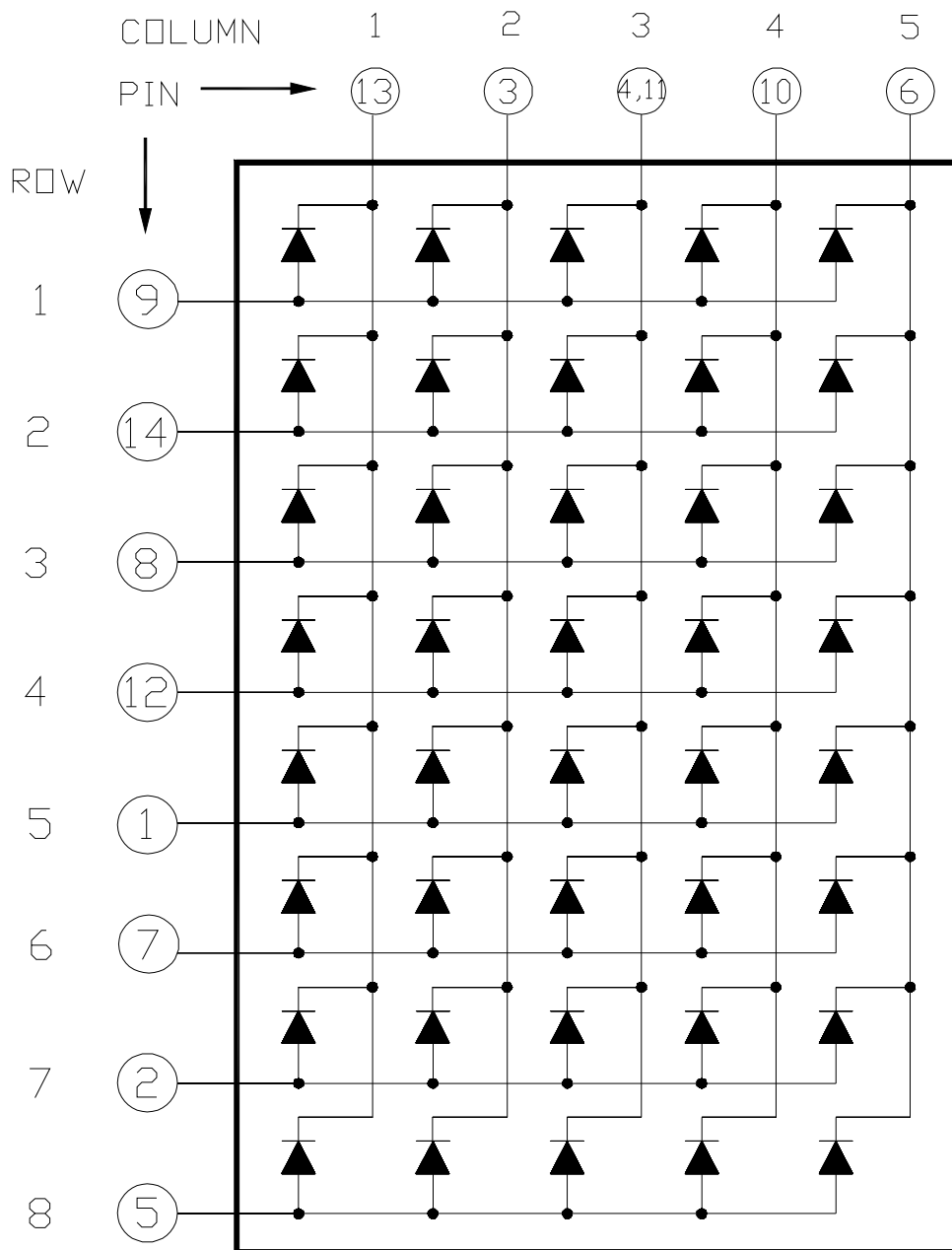
Notes:

1. All pins are $\phi 0.50 [0.020]$
2. Dimension in millimeter [inch], and tolerance is $\pm 0.25 [0.10]$ unless otherwise noted.
3. Bending $\leq \text{Length} * 1\%$.



Model No.: CSDM-58200M

Internal Circuit Diagrams -





Model No.: CSDM-58200M

■ Absolute Maximum Rating -

(Ta=25°C)

Parameter	Symbol	Rating	Unit
Power Dissipation Per Dice	P _{AD}	70	mW
Continuous Forward Current Per Dice	I _{AF}	25	mA
Peak Current Per Dice(duty cycle 1/10, 1kHz)	I _{PF}	90	mA
Derating Linear From 25 °C Per Dice	-	0.33	mA/°C
Reverse Voltage Per Dice	V _R	5	V
Operating Temp.	T _{opr}	-35 ~ +85	°C
Storage Temp.	T _{stg}	-35 ~ +85	°C

■ Electro-optical Characteristics -

(Ta=25°C)

Parameter	Symbol	Min.	Typ.	Max.	Unit	Condition
Forward Voltage Per Dot	V _F	-	2.1	2.8	V	I _F =20mA
Luminous Intensity Per Dot	I _v	8	20	-	mcd	I _F =10mA
Peak Emission Wavelength	λ _p	-	572	-	nm	I _F =20mA
Dominant Wavelength	λ _d	-	570	-	nm	I _F =20mA
Spectrum Radiation Bandwidth	Δ λ	-	20	-	nm	I _F =20mA
Reverse Current	I _R	-	-	100	μA	V _R =5V
Luminous Intensity Matching Ratio	I _{V-m}	-	-	2:1	-	I _p =80mA 1/16Duty



Model No.: CSDM-58200M

■ Typical Electrical / Optical Characteristics Curves -

(Ta = 25°C Unless Otherwise Noted)

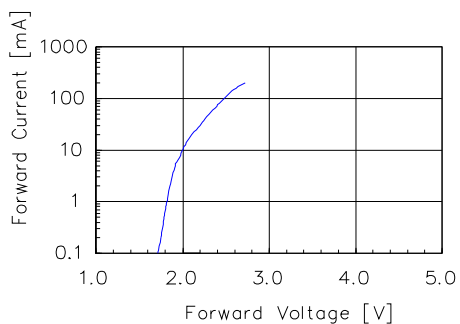


Fig 1. Forward Current vs. Forward Voltage

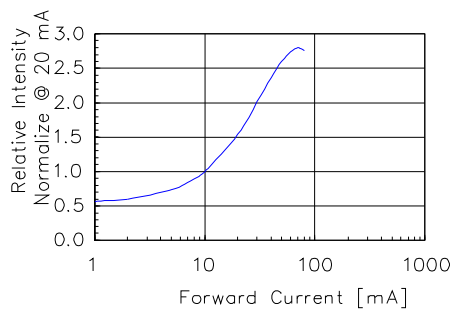


Fig 2. Relative Intensity vs. Forward Current

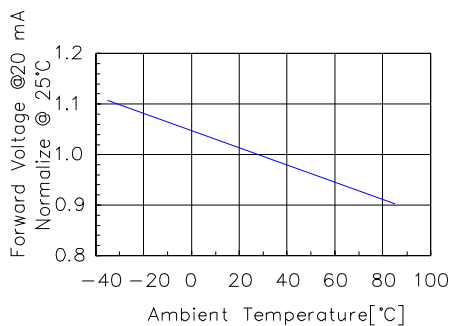


Fig 3. Forward Voltage vs. Temperature

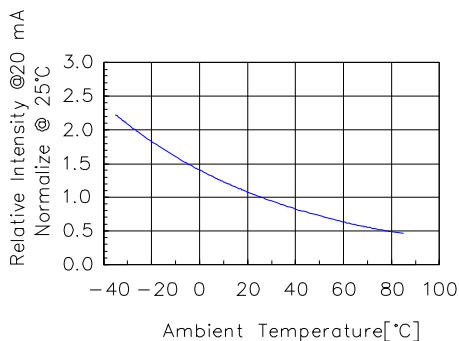


Fig 4. Relative Intensity vs. Temperature

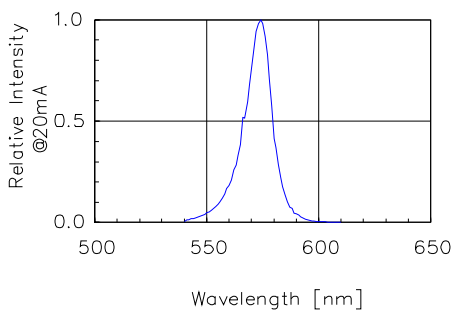


Fig 5. Relative Intensity vs. Wavelength

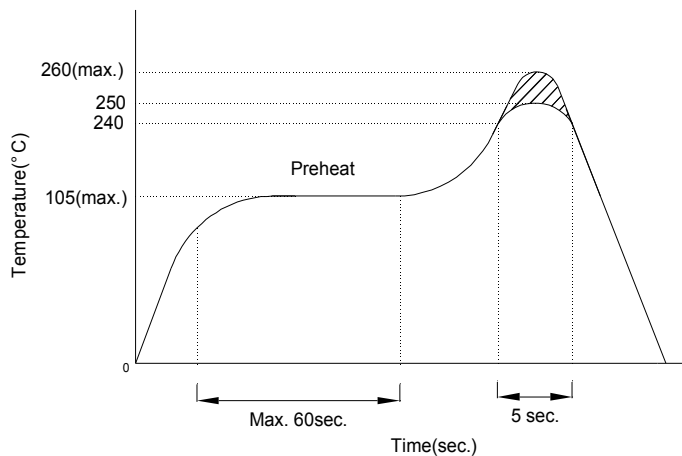


Model No.: CSDM-58200M

■ Precautions For Use -

1. Recommended Soldering conditions

Wave Soldering



2. Soldering Iron

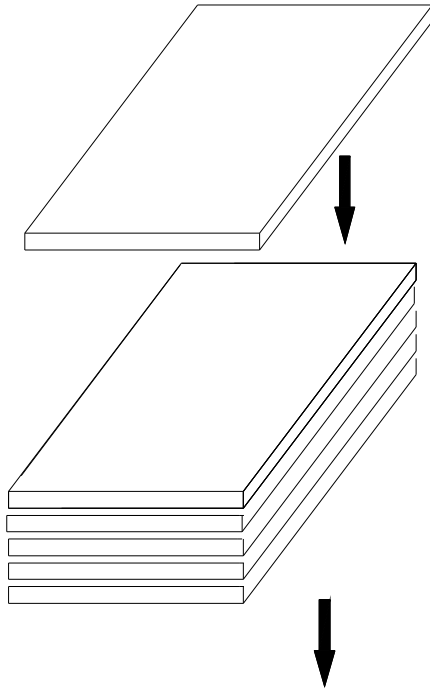
Basic SPEC. is ≤ 5 sec. When 260°C . If temperature is higher, time should be shorter ($+10^{\circ}\text{C} \rightarrow -1$ sec.). Power dissipation of iron should be smaller than 15W, and temperature should be controllable. Surface temperature of the device should be under 230°C .



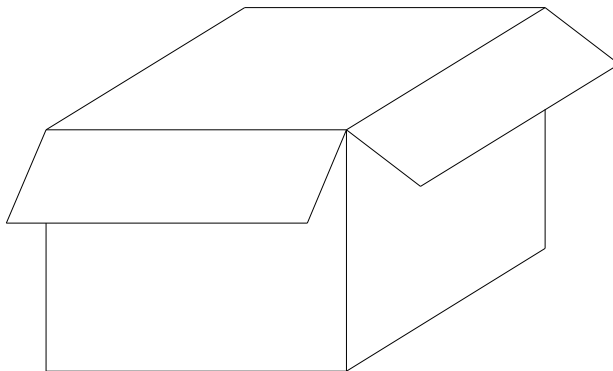
Spec. No.	PS-DM-58200M
Rev.	A

Model No.: CSDM-58200M

■ Package Dimensions



16 Pcs Per PE.foam
PE.foam Size:
L295xW195xH15mm



9 PE.foam Per Box
Q'TY: 144 PCS
Box Size:
L300*W205*H240mm

Note: The specifications are subject to change without notice. Please contact us for updated information.