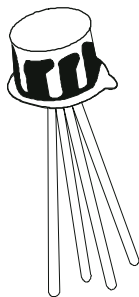


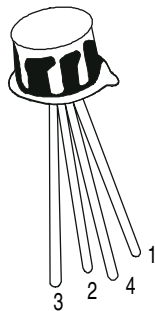
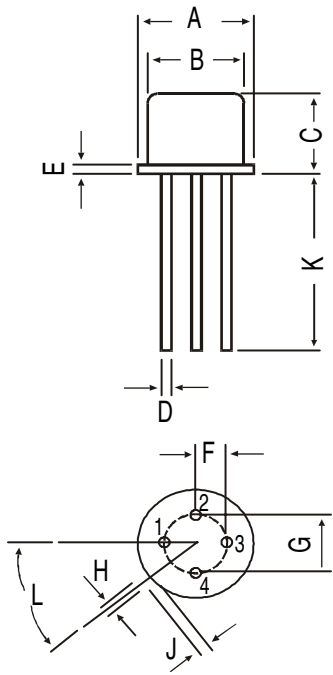
NPN SILICON PLANAR TRANSISTOR**2N3478****TO-72****VHF/UHF Applications****ABSOLUTE MAXIMUM RATINGS**

DESCRIPTION	SYMBOL	VALUE	UNIT
Collector -Base Voltage	VCBO	30	V
Collector -Emitter Voltage	VCEO	15	V
Emitter Base Voltage	VEBO	2.0	V
Collector Current	IC	50	mA
Power Dissipation @ Ta=25 deg C	Ptot	200	mW
Operating & Storage Junction Temperature Range	Tj, Tstg	-65 to +200	deg C

ELECTRICAL CHARACTERISTICS (Ta=25 deg C Unless Otherwise Specified)

DESCRIPTION	SYMBOL	TEST CONDITION	MIN	TYP	MAX	UNIT
Collector Cut off Current	ICBO	VCB=15V, IE=0	-	-	20	nA
Collector -Base Voltage	VCBO	IC=1uA, IE=0	30	-	-	V
Collector -Emitter Voltage	VCEO	IC=1uA, IB=0	15	-	-	V
Emitter Base Voltage	VEBO	IE=1uA, IC=0	2.0	-	-	V
DC Current Gain	hFE	IC=2mA, VCE=8V	25	-	150	
DYNAMIC CHARACTERISTICS						
Forward Current Transfer Ratio	hfe	IC=2mA, VCE=8V, f=100MHz	7.5	-	16	
Out-Put Capacitance	Ccb	VCB=10V, IE=0, f=1MHz	-	-	1.0	pF

TO-72 Metal Can Package



- PIN CONFIGURATION
1. EMITTER
 2. BASE
 3. COLLECTOR
 4. CASE

All dimensions in mm.

DIM	MIN.	MAX.
A	5.24	5.84
B	4.52	4.95
C	4.31	5.33
D	0.40	0.53
E	—	0.76
F	1.14	1.39
G	2.28	2.97
H	0.91	1.17
J	0.71	1.22
K	12.70	—
L	12 DEG	48 DEG

Packing Detail

PACKAGE	STANDARD PACK		INNER CARTON BOX		OUTER CARTON BOX		
	Details	Net Weight/Qty	Size	Qty	Size	Qty	Gr Wt
TO-72	1 K/Polybag	325 gm/1K pcs	3" x 7.5" x 7.5"	5.0K	17" x 15" x 13.5"	80.0K	32 kgs

Notes

Disclaimer