


H D SERIES SOLDER TYPE D SUBMINIATURE CONNECTOR

General

H D Series subminiature connectors with stamped contacts are easy to solder to a wide variety of stranded and single conductor cables. 9, 15, 25 and 37-contact models available.



Features

- (1) Compact and sturdy due to metal shell.
- (2) Large solder cup enables use of wire up to 20 AWG.
- (3) Glass filled P.B.T. resin insulator offers excellent resistance to heat and chemicals.
- (4) Available in various plug cases such as CTF and CTH. A wide variety of combinations available, such as straight dipping (SD), right angle dipping (RD), crimping (CD), and ribbon IDC termination (FD).

Applications

Computers, peripherals and terminals, control equipment, radio equipment, and measuring instruments.

Electrical and Environmental


Electrical and Environmental Characteristics	
Current capacity	3A
Rated voltage	AC 400V
Insulation resistance	5000m Ω or higher at DC 500V
Contact resistance	7m Ω or less at DC 100mA
Withstand voltage	1 minute at AC 1250Vrms

Material and finish		
Shell	Steel	Treated by dichromate or nickel-plating over zinc-plating
Molding	PBT (GE Valox)	Black UL94V-0
Terminal	Male	Brass
	Female	Phosphor bronze
		Selective Gold/Nickel

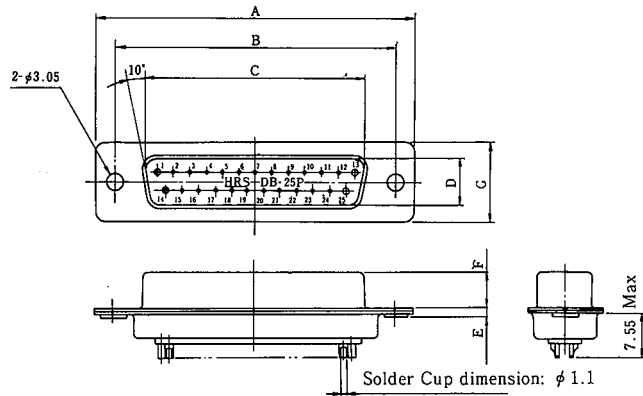
Ordering Information

HD B B - 25 P F (05)
 (1) (2) (3) (4) (5) (6) (7)

- (1) Model number symbol HD: D sub-soldering type
- (2) Shell size: E, A, B, C and D
- (3) Serial symbols by type of connector unit:
- (4) Number of poles: 9, 15, 25, 37 and 50
- (5) Terminal opening shape symbol
 P: male terminal
 S: female terminal
- (6) F: shell dimple machined
- (7) Shell treatment:
 No symbol: treated with dichromate after galvanizing
 (05): Nickel-plated



CL211-0215-7
HDBB-25P




Note 1: Soldering should be made within 4 seconds using a soldering iron of 40 W or less.

Note 2: The figure shows a 25-contact model (HDBB-25P)

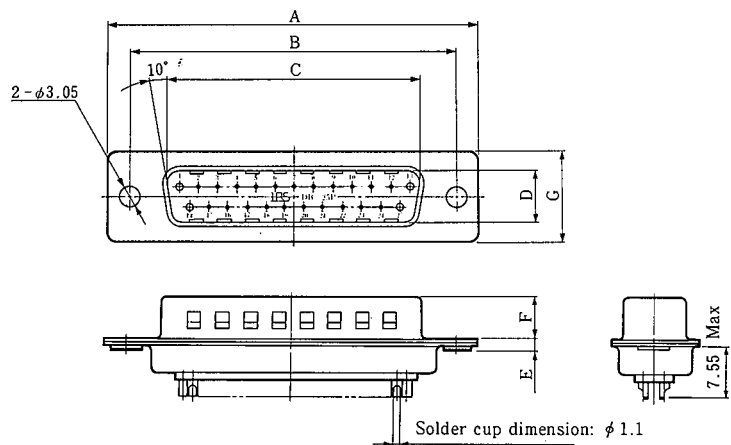
Unit:mm

HRS No.	No. of pin	Part No.	A	B	C	D	E	F	G
* CL211-0232-6	9	HDEB-9P	30.81	24.99	16.9	8.34	1.2	5.99	12.55
* CL211-0234-1	15	HDAB-15P	39.14	33.32	25.24	8.34	1.2	5.99	12.55
* CL211-0215-7	25	HDBB-25P	53.04	47.04	39.01	8.4	1.3	5.87	12.55
* CL211-0236-7	37	HDCB-37P	69.32	63.5	55.47	8.4	1.4	5.87	12.55
* CL211-0393-5	50	HDDB-50P	66.93	61.11	52.85	11.13	1.5	5.87	12.55

* standard



CL211-0564-6-05
HDBB-25PF(05)




Note 1: Soldering should be made within 4 seconds using a soldering iron of 40 W or less.

Note 2: The figure shows a 25-contact model (HDBB-25PF)

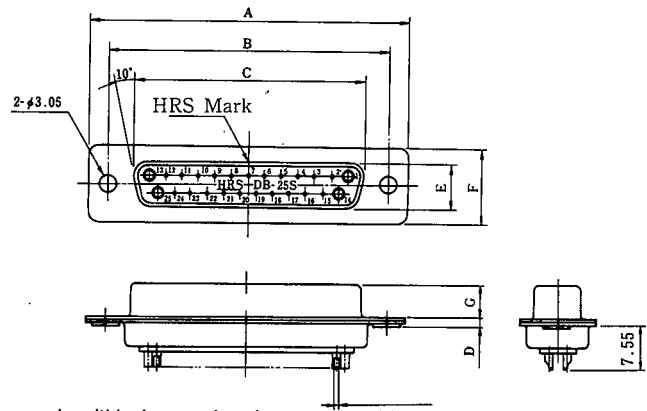
(Unit:mm)

HRS No.	No. of pin	Part No.	A	B	C	D	E	F	G
CL211-0566-1-05	9	HDEB-9PF(05)	30.81	24.99	16.9	8.34	1.2	5.99	12.55
CL211-0563-3-05	15	HDAB-15PF(05)	39.14	33.32	25.24				
CL211-0564-6-05	25	HDBB-25PF(05)	53.04	47.04	39.01	8.4	1.3	5.87	
CL211-0567-4-05	37	HDCB-37PF(05)	69.32	63.5	55.47				

Socket Connectors



CL211-0216-0
HDBB-25S



Nota 1: soldering should be made within 4 seconds using a soldering of 40W iron or less

Nota 2: the figure shows a 25-contact model (HDBB-25s)

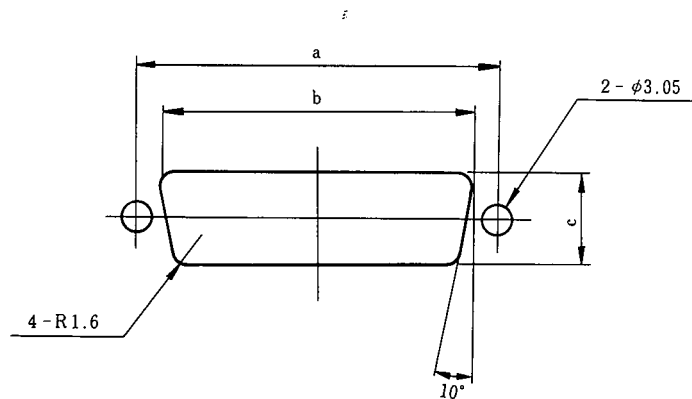
Solder cup
dimension: 1.1φ

Hrs No	No. of Pin	Part No.	A	B	C	D	E	F	G
* CL211-0233-9	9	HDEB-9S	30.81	24.99	16.4	1.2	7.82	12.55	6.17
* CL211-0235-4	15	HDAB-15S	39.14	33.32	24.59	1.2	7.82	12.55	6.17
* CL211-0216-0	25	HDBB-25S	53.04	47.04	38.3	1.2	7.82	12.55	6.17
* CL211-0237-0	37	HDCB-37S	69.32	63.5	54.76	1.2	7.82	12.55	6.17
* CL211-0394-8	50	HDDB-50S	66.93	61.11	52.35	1.2	10.63	15.37	6.17

*: Standard

Nickel-Plated versions have(05) added to their standard part numbers

Mounting Cutout



(unit: mm)

Shell Size	a	b	c
E	24.99	20.2	11.5
A	33.32	28.6	11.5
B	47.04	42.3	11.5
C	63.5	58.7	11.5
D	61.11	56	14.3