

AUDIO LINE AMPLIFIER with MUTE FUNCTION

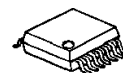
■ GENERAL DESCRIPTION

The **NJM2174** is a low voltage audio line amplifier designed for audio items.

Internal closed loop voltage gain is suitable for amplifier of small line signal in digital audio items. It includes mute circuit which realizes very low turn-noise at power on/off.

It is suitable for digital audio items with line out.

■ PACKAGE OUTLINE

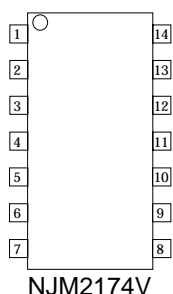


NJM2174V

■ FEATURES

- Operating Voltage 4.5 to 5.5V
- Operating Current 2.5mA typ. at $V^+=5V$
- Maximum Output Voltage 4dBV typ. at THD=0.1%
- Closed Loop Voltage Gain 3.5dB typ. at $f=1kHz$
2.5dB typ. at $f=100kHz$
- Mute Function -85dB typ.
- Supply Voltage Rejection Ratio 60dB typ.)
- Bipolar Technology
- Package Outline SSOP14

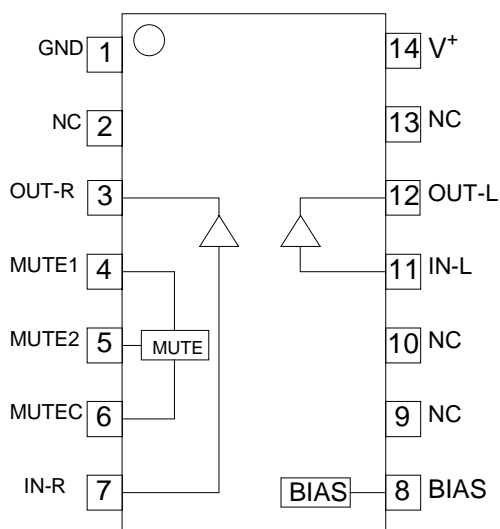
■ PIN CONFIGURATION



PIN FUNCTION

1. GND	8. BIAS
2. NC	9. NC
3. OUT-R	10. NC
4. MUTE 1	11. IN-L
5. MUTE 2	12. OUT-L
6. MUTE C	13. NC
7. IN-R	14. V^+

■ BLOCK DIAGRAM



■ ABSOLUTE MAXIMUM RATINGS

(Ta=25°C)

PARAMETER	SYMBOL	RATINGS	UNIT
Supply Voltage	V ⁺	7	V
Power Dissipation	P _D	300	mW
Operating Temperature Range	T _{opr}	-20 to +75	°C
Storage Temperature Range	T _{stg}	-40 to +125	°C

■ ELECTRICAL CHARACTERISTICS

 (V⁺=5V, V_{IN}=-3dBV, R_L=47kΩ, f=1kHz, Ta=25°C)

PARAMETER	SYMBOL	TEST CONDITION	MIN.	TYP.	MAX.	UNIT
Operating Voltage Range	V ⁺		4.5	5.0	5.5	V
Operating Current	I _{CC}	No signal	-	2.5	4.5	mA
Reference Voltage	V _{REF}	No signal	2.0	2.3	2.6	V
Closed Loop Voltage Gain1	G _{V1}		2.5	3.5	4.5	dB
Closed Loop Voltage Gain2	G _{V2}	f=100kHz	-7.0	-2.5	-2.0	dB
Channel Gain Balance	ΔG _V		-0.5	0	0.5	dB
Maximum Output Voltage	V _{OM}	THD=0.1%	3	4	-	dBV
Total Harmonic Distortion	THD		-	0.005	0.01	%
Output Noise Voltage	V _{NO}	Rg=0Ω, A-Weighted	-	-95	-88	dBV
Mute Level	MUTE	V _O /V _{IN}	-	-85	-70	dB
Channel Separation	CS		70	90	-	dB
Supply Voltage Rejection Ratio	SVR	V _{RP} =-20dBV, Rg=0Ω	45	60	-	dB
High Level Input Voltage	V _{IH}		2.0	-	V ⁺	V
Low Level Input Voltage	V _{IL}		0	-	0.3	V

■ CONTROL TERMINAL

MUTE1(4pin)	MUTE2(5pin)	STATUS
L	L	IC doesn't output the signal.
L	H	IC doesn't output the signal.
H	L	IC set up 3.5dB typ. voltage gain.
H	H	IC doesn't output the signal.

NJM2174

MEMO

[CAUTION]

The specifications on this databook are only given for information, without any guarantee as regards either mistakes or omissions. The application circuits in this databook are described only to show representative usages of the product and not intended for the guarantee or permission of any right including the industrial rights.

New Japan Radio Co., Ltd.