

# Power For The New Technology

## PS2367

Total Power	50 Watts
Input Voltage	100-480 VAC +/- 20%
Output	50.4W

### SPECIAL FEATURES

- 100-480 VAC +/- 20% input
- IEEE C62.41 category C (overvoltage class C environments)
- Hybrid surge suppression
- Line filters
- EN55022 Class B EMI
- Gas discharge tubes/spark gaps
- MOV's
- CC Class dual fusing
- Designed for harsh environment
- -40°C to +75°C operating temperature
- Can be mounted in a fully enclosed chassis with baseplate
- EN60950 and UL 1449 compliant

### ENVIRONMENTAL

Ambient Operating Temperature: -40 to +75°C continuous duty, full rating.

Humidity: Up to 95% non-condensing

Temperature coefficient:  $\pm 0.01\%$  / °C

Storage Temperature: -50° to +85°C

Cooling: Convection cooled



### ELECTRICAL SPECIFICATIONS

#### Input

Input.....100 - 480 VAC +/- 20%; 50-60Hz;

Inrush Current (264 Vac).....<30 Amps peak  
Isolation.....4242VDC (Input to Output)

Susceptibility specifications:

EN 61000-3-2 AC Input line harmonic limits

Complies with EN55022 & FCC Class B with minimum 6 dB margin

Efficiency.....> 75% typical at full load

#### Output

DC Output.....Maximum continuous output power

50.4 Watts. See Voltage/Current Rating Chart.

Line / Load Regulation... ..1%

Ripple and Noise < 1% typical

Transient Response...2% Maximum deviation

### MECHANICAL

7.38" L X 1.265" H X 5.71" W  
(187.5 mm X 32.1 mm X 145.2 mm)

Input connector: Fast\_On P/N 40-07000-038

Output connector: Molex Mini Fit P/N 43879-0023

#### Status signals and Indicators:

AC FAIL

Active Low

Open Drain



Rev B

# Power For The New Technology

## Output

Over voltage protection 130% (Hiccup)  
Over current protection 130% (Hiccup)

Over temperature protection reset with hysteresis

Short Circuit Protection.....Will withstand a continuous short without damage.

Minimum Load Rqmt.....See Voltage/Current chart.

No Load Operation.....No damage to supply when operating at no load.

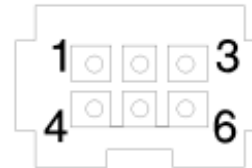
Hold-Up Time.....22 mSec typical

## Voltage/Current Rating Chart

Voltage	Current Minimum	Current Maximum
9.06V	0	
8.90V		5.6A

## Output Connector PIN Assignment

Description	PIN
9V RTN	1
NC	2
+9V	3
9V RTN	4
AC-OK	5
+9V	6

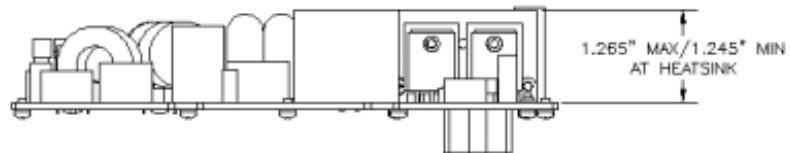
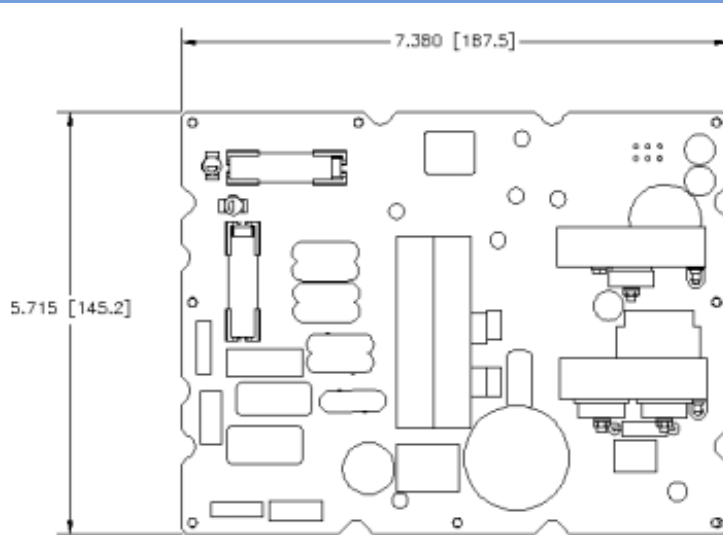


VIEW FROM BOTTOM OF BOARD



Rev B

# Power For The New Technology



Rev B