


PS2 SMD SMART PROTECTOR



PS2 models use a Cu alloy fusing element with FeCuSn end plates housed in a ceramic body and sealed with inorganic molding. These models have UL approval, File number: E238986 for 1-15A. They are also RoHS compliant. Applications include: LCD inverters.

GENERAL SPECIFICATIONS

Catalogue Number	Ampere Rating(A)	Voltage Rating(V)	Nominal Resistance Cold ohms(Ω)
1A00	1.00	125	0.165
2A00	2.00		0.063
2A50	2.50		0.052
3A15	3.15		0.040
4A00	4.00		0.032
5A00	5.00		0.020
6A30	6.30		0.018
7A00	7.00		0.015
8A00	8.00		0.011
10A0	10.00		0.008
12A0	12.00		0.006
15A0	15.00		0.004

CHARACTERISTICS

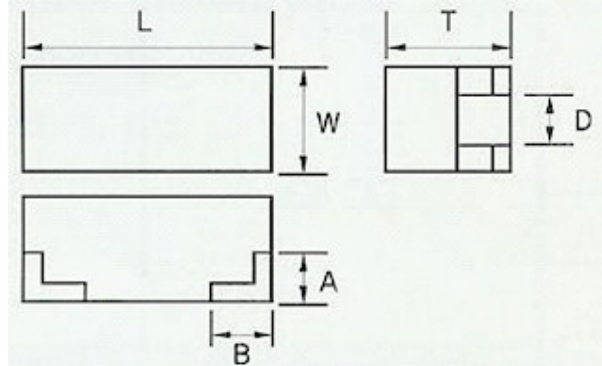
Values in [] mean change in Ω after test

Open	Opening time	% of Ampere Rating
	4 hours Min.	100%
	10 seconds Max.	200%
TCR	Within ± 400 ppm/C	+25C/ +100C
Resistance to soldering heat	$\pm [1\% + 0.05\Omega]$	260 \pm 5C, 2-2.5mm 10 \pm 1s. Check R after 1hr at 20C
Dump heat, Steady state	$\pm [5\% + 0.1\Omega]$	25 \pm 2C, 90-95%RH, 1.5hr On/0.5hr Off cycle, 1000hr
Endurance	$\pm [5\% + 0.1\Omega]$	25 \pm 2C, 1.5hr On/0.5hr Off cycle, Rated DC V t=1Khr.
Soldering Method		Wave Solder: 260C 10 seconds Max

ELECTRICAL CHARACTERISTICS

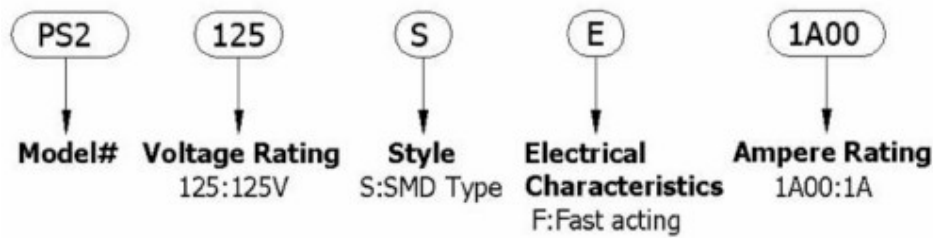
% of Ampere Rating	Opening Time
100%	4 hours, Minimum
200%	10 seconds Minimum

DIMENSIONS



Model	Dimensions(mm)					
	L±0.5	W±0.3	T±0.3	A±0.3	B±0.5	D±1.8
PS2	6.3	3.3	2.8	1.4	1.2	1.8

ORDERING PROCEDURE EXAMPLE



CONSTRUCTION

